

MAKAHA — ISLAND PACKET YACHTS



Builder: ISLAND PACKET YACHTS

Year Built: 1997

Model: Cruising Sailboat

Price: PRICE ON APPLICATION

Location: United States

LOA: 36' 10" (11.23m)

Beam: 12' 0" (3.66m)

Max Draft: 4' 3" (1.30m)

Our experienced yacht broker, Andrey Shestakov, will help you choose and buy a yacht that best suits your needs Makaha — ISLAND PACKET YACHTS from our catalogue. Presently, at Shestakov Yacht Sales Inc., we have a wide variety of yachts available on our sale's list. We also work in close contact with all the big yacht manufacturers from all over the world.

If you would like to buy a yacht Makaha — ISLAND PACKET YACHTS or would like help answering any questions concerning purchasing, selling or chartering a yacht, please call +1(954)274-4435

TABLE OF CONTENTS

TABLE OF CONTENTS	2
SPECIFICATIONS	4
Overview	4
Basic Information	4
Dimensions	4
Speed, Capacities and Weight	4
Accommodations	5
Hull and Deck Information	5
Engine Information	5
DETAILED INFORMATION	6
Overview	6
Exclusions	11
Disclaimer	11
PHOTOS	12
MAKAHA	12
ground tackle	12
canvas	12
stern rails and gear	12
anchor platform	12
windlass	12
deck	13
side decks	13
cockpit	13
cafe style doors	13
main saloon	13
saloon port	13
saloon stbd	14
saloon, port side looking aft	14

galley	14
nav area	14
nav detail	14
nav detail	14
aft cabin	15
fwd cabin	15
head	15
book	15
Sail & Floor Plan	16
CONTACTS	17
Contact details	17
Telephones	17
Office hours	17
Address	17

SPECIFICATIONS

Overview

The Island Packet 350 was the penultimate mid-thirty foot design from this storied builder, and continued IP's "next generation" of their hallmark hull, rudder and keel configuration. But the 350 added a swim platform, an athwartship aft cabin, improved sail handling equipment with the new (at the time) Hoyt Staysail Boom, and even replaced a lot of the exterior cockpit and cabintop teak with easier to maintain stainless steel. The 350 is one of IP's nicest sailing models and you can see and feel that in this safe, comfortable, and luxurious yacht.

She handles and performs extremely well. MAKAHA is a fine, and experienced example of this popular model, having completed a near-solo circumnavigation, and has been well maintained including having the holding tank replaced and the engine rebuilt. She plays a central role in the book *Around the World in Six Years*, written by her first owner, Mr. Henry Holt.

Basic Information

Category: Cruising Sailboat

Model Year: 1997

Year Built: 1997

Country: United States

Dimensions

LOA: 36' 10" (11.23m)

LWL: 29' 4" (8.94m)

Beam: 12' 0" (3.66m)

Max Draft: 4' 3" (1.30m)

Clearance: 48' 4" (14.73m)

MFG Length: 35' 0" (10.67m)

Speed, Capacities and Weight

Displacement: 16000 Pounds

Water Capacity: 100 Gallons

Holding Tank: 30 Gallons

Fuel Capacity: 50 Gallons

Accommodations

Total Cabins: 2

Total Berths: 4

Total Heads: 1

Hull and Deck Information

Hull Material: Fiberglass

Hull Designer: Traditional Watercraft, Inc.

Exterior Designer: Robert Johnson

Engine Information

Engines: 1

Manufacturer: Yanmar

Model: 3JH3E

Engine Type: Inboard

Fuel Type: Diesel

DETAILED INFORMATION

Overview

Walkthru & Accommodations

The Forward Cabin has a Pullman berth on the Starboard side with a hanging locker, bureau and dressing seat to port. There is additional storage under the berth and shelves on both hull sides. Also, there is plenty of dressing room and a private entrance to the head. Three opening ports and a large opening hatch provide excellent ventilation.

The large Head is to starboard aft of the forward cabin with entrances from both the saloon and the forward cabin. It is comfortable with good counter space, a commode (with a teak drop-down shower seat), sink, shower as well as an opening port and hatch plus excellent storage. The shower's grey water is pumped overboard.

The Main Saloon follows aft with facing settees, a table that unfolds to serve both settees and then folds up to store on the forward bulkhead when not in use creating a very large, open living space. The starboard settee pulls out making a comfy double berth. There are 4 opening ports and a large opening hatch in the saloon. With the fuel, water, and waste tanks under the cabin sole, there is tremendous storage under and behind the settees. A large built-in chart drawer is under the starboard settee. All hanging lockers are cedar-lined.

The aft facing Nav Station is at the end of the saloon's port settee with a nice sized desk with the electrical panel above. There is a small drawer for nav tools. The VHF, stereo, GPS and Nav Repeater are all within easy reach along the hull side as well as a fuel/water gauge, clock and barometer. The batteries are installed under the Nav Seat with additional switches and breakers easily accessible.

The "U" shaped Galley is on starboard behind the saloon with double sink, 2 burner propane stove and oven, large ice box with a Super Cold Machine, and plenty of work room and storage including 2 drawers under the fridge, clever dinnerware storage above and a real pull-out trash can. An opening port and hatch helps keeps the galley ventilated.

Across from the galley on port, and separated by the companionway, is the Aft Cabin entrance. It has a big comfortable athwartship double berth, large dressing area with a bureau and hanging locker. Two opening ports and an opening hatch make the cabin comfortable.

The engine room is located underneath the companionway stairs making engine work comfortable and easy with additional side and aft openings for access.

The Cockpit is large and long enough for great sailing and is the best place to stretch out and nap or entertain 6 to 8 family and friends. There are stern rail seats on either side of the helm with cushions. Twin backstays, boarding ladder, and swim platform make this cockpit extremely functional.

- Dometic 16,000 BTU Reverse Cycle Heat and Air
- 15 Opening Ports and Hatches for Tremendous Ventillation
- Ultraleather Cushions in Saloon
- Hot/Cold Pressure Water
- Additional Cold Water Hand Pump At Galley
- Cockpit Shower
- Non-Skid Sole in Galley and at foot of Companionway plus head with teak and holly elsewhere.
- Screens for all ports
- Peek-A-Boo Shades on All Opening Cabin Ports
- Waste Tank Replaced with custom DuraWeld tank
- 2-Burner, gimballed propane stove and oven with security bar for offshore strap in. There are two 10# aluminum propane tanks
- Microwave
- Dishware included

Electronics and Navigation

- Garmin 1042xsv at helm (new 2020)
- Gamrin GMI mutli-function in cockpit
- Raymarine ST6000 hydraulic/electric ram autopilot with new control head

- Raymarine Autopilot ST4000 with SPX10 CPU
- Ritchie SP-5 Compass
- Lofrans VHF radio with AIS in cockpit (new 2019)
- Uniden Um45 VHF at nav
- Autohelm ST50 TriData at nav desk
- Pyle Bluetooth speakers in cockpit
- ACR 406 EPIRB

Electrical Systems and Equipment

MAKAHA is equipped with both a 30 amp shore power 110V system and a shipboard 12v system.

- 30 amp shore power cord with a 50 amp adapter
- Four AGM Group 27 batteries (new 2018)
- 100 watt Renergy solar panel with controller
- 400 watt wind generator
- 100 amp High output alternator on engine
- Charles Charger 40 watt on shore power
- Yank level monitor

Sails and Sail Handling Equipment

The IP 350 has a modern, high aspect, masthead, cutter rig with a keel stepped mast, twin backstays. Roller furling in-mast Mainsail (new 2019), staysail and genoa (both new 2017). All Running Rigging Lines led aft to Cockpit.

- The Genoa and Staysail are on Harken Furlers
- Staysail is on a Hoyt Self-Tacking Boom
- Winch Handles
- Spare Mainsail Halyard
- Boom Vang

- Coach Roof Mounted Traveller
- Two Harken 40ST primary winches; two Harken 32ST cabin top winches
- Many of the running rigging lines have been replaced over the past two years

Engine

The 350 is driven by a Yanmar 3JH3E, 3 cylinder, naturally aspirated, fresh water cooled, 40HP Diesel. Engine underwent a major overhaul at 5,000 hours. Engine hours since overhaul: 2,098. Three-bladed Max Prop feathering propeller.

- 50 gallon fuel tank
- Racor fuel filter
- 100 amp Balmar alternator

Mechanical

- Electric Automatic & Manual Bilge Pump
- Mechanical Bilge Pump
- Whitlock Rack and Pinion Steering
- NEW 30 Gallon DuraWeld polyurethane holding tank (2018)
- Waste System with "Y" Valve directing waste Overboard or to Holding Tank; all new sanitation hoses (2018)
- Water tank pick-up tubes replaced (2018)
- Complete Engine and Equipment Manual
- Good maintenance records throughout

Hull, Deck and Equipment

The Island Packet 350 has a solid glass hull and synthetically cored deck. Her bowsprit and stern swim platform are molded in one piece along with the hull and keel. Her non-skid and bulwarks make for safe movement fore and aft and her cockpit is shaped for comfort and functionality. She has a deep, divided Anchor Locker and a sealed and overboard drained propane locker w/full safety features.

- New bottom paint (December 2019)
- 2 - 10# Aluminum Propane Tanks w/new regulator, hoses & solenoid
- Bowsprit w/2 anchor davits and chain protectors
- Lewmar 1000 electric windlass w/ foot controls on foredeck
- Rocna 20kg anchor w/150' of 5/16" chain
- Fortress FX16 secondary anchor w/10' 5/16" Chain & 100' 3-Strand Nylon Rode
- Kato Dinghy Davits w/Stabilizing Straps and outboard lift
- Outboard and dinghy shown in photos do not convey with sale
- Dodger w/front covers
- Bimini and Connecting Panel
- Stern Rail Seats
- Cockpit Cushions (Closed Cell)
- 3 PVC Dorade vents
- Binnacle & Winch covers
- Hatch covers
- Cockpit Table & Drink Holder
- Fenders, Dock Lines & Boat Hook
- Lifelines with Pelican Hooks and Bow/Stern Gates
- Folding swim ladders

Safety Equipment

- USCG Safety Package
- LED spotlight
- ACR Satellite 4 EPIRB 2018
- First Aid Kit
- Lifesling on Stern Pulpit
- Island Packet Emergency Tiller
- Fire extinguishers are current
- Winslow valise-packed Liferaft (not currently certified)

Exclusions

Owner's personal belongings.

Disclaimer

The Company offers the details of this vessel or yacht in good faith but cannot guarantee or warrant the accuracy of this information nor warrant the condition of the vessel. A buyer should instruct his representatives, agents, or his surveyors, to investigate such details as the buyer desires validated. This vessel or yacht is offered subject to prior sale, price change, or withdrawal without notice.

PHOTOS

MAKAHA



ground tackle



canvas




stern rails and gear



anchor platform



windlass



deck



side decks



cockpit



cafe style doors



main saloon



saloon port



saloon stbd



saloon, port side looking aft



galley



nav area



nav detail



nav detail



aft cabin




fwd cabin




head



book



Sail & Floor Plan



CONTACTS

Andrey Shestakov, leading yacht broker of the sales department of Shestakov Yacht Sales Inc. Shestakov Yacht Sales Inc., the official representative of the Miami/Fort Lauderdale FL headquarters.

Contact details

Email: andrey@shestakovyachtsales.com

Web: shestakovyachtsales.com/en/

Telephones

USA: +1(954)274-4435

Office hours

Monday – Saturday: **9:00 - 21:00** EDT

Sunday: **closed**

Address



Harbour Towne Marina, 850 NE 3rd St,
STE 213, Dania, FL 33004