

## PAPA — BENETEAU



**Builder:** BENETEAU

**Year Built:** 2002

**Model:** Cruising Sailboat

**Price:** PRICE ON APPLICATION

**Location:** United States

**LOA:** 36' 5" (11.10m)

**Beam:** 12' 6" (3.81m)

**Max Draft:** 5' 0" (1.52m)

Our experienced yacht broker, Andrey Shestakov, will help you choose and buy a yacht that best suits your needs **Papa — BENETEAU** from our catalogue. Presently, at Shestakov Yacht Sales Inc., we have a wide variety of yachts available on our sale's list. We also work in close contact with all the big yacht manufacturers from all over the world.

If you would like to buy a yacht **Papa — BENETEAU** or would like help answering any questions concerning purchasing, selling or chartering a yacht, please call **+1(954)274-4435**

---

# TABLE OF CONTENTS

---

TABLE OF CONTENTS	2
SPECIFICATIONS	4
Overview	4
Basic Information	4
Dimensions	4
Speed, Capacities and Weight	4
Accommodations	5
Hull and Deck Information	5
Engine Information	5
DETAILED INFORMATION	6
Overview	6
Exclusions	10
Disclaimer	10
PHOTOS	11
photo 02	11
photo 03	11
photo 04	11
photo 05	11
photo 06	11
photo 07	11
photo 08	12
photo 09	12
photo 10	12
photo 11	12
photo 12	12
photo 13	12
photo 14	13
photo 15	13

---

photo 16	13
photo 17	13
photo 18	13
photo 19	13
photo 20	14
photo 21	14
photo 22	14
photo 23	14
photo 24	14
photo 25	14
photo 26	15
photo 27	15
photo 28	15
photo 29	15
photo 30	15
photo 31	15
photo 32	16
photo 33	16
photo 34	16
photo 35	16
photo 36	16
CONTACTS	17
Contact details	17
Telephones	17
Office hours	17
Address	17

---

# SPECIFICATIONS

---

## Overview

---

The 361 was a very popular and successful model in the Beneteau line and is still recognized as an accommodating and very good handling boat. Finished with rich cherry stained mahogany, Beneteau's signature joinery work makes the interior warm and inviting. The 361 will take you to your destination, whether harbor hopping or across the lake, safely and comfortably. It will accommodate a couple or a family with sleeping for up to 7 with three private sleeping cabins, a large galley, convertible dinette, and a head with shower. On deck, the large cockpit has room for the crew and is perfect for dockside relaxing after a day's sail. Call today for an appointment to see this boat!

## Basic Information

---

**Category:** Cruising Sailboat

**Model Year:** 2002

**Year Built:** 2002

**Country:** United States

## Dimensions

---

**LOA:** 36' 5" (11.10m)

**LWL:** 35' 5" (10.79m)

**Beam:** 12' 6" (3.81m)

**Max Draft:** 5' 0" (1.52m)

**MFG Length:** 36' 0" (10.97m)

## Speed, Capacities and Weight

---

**Displacement:** 12790 Pounds

**Water Capacity:** 92 Gallons

**Holding Tank:** 12 Gallons

**Fuel Capacity:** 20 Gallons

---

## Accommodations

---

**Total Cabins:** 3

**Total Heads:** 1

---

## Hull and Deck Information

---

**Hull Material:** Fiberglass

---

## Engine Information

---

**Engines:** 1

**Manufacturer:** westerbeke

**Model:** 30B3

**Engine Type:** Inboard

**Fuel Type:** Diesel

---

# DETAILED INFORMATION

---

## Overview

---

### Hull

Hand-laid solid GRP hull with solid fiberglass/GRP structural hull liner. The hull is laid up with a vinyl ester barrier coat to resist osmotic blistering, followed by a zone-specific stitchmat laminate schedule to meet the specific strength requirements of each different section of the hull. The hull liner is laminated using high-strength non-woven stitchmat fiberglass and unidirectional roving to achieve maximum structural distribution of all loads and forces while controlling weight. The completed hull and hull liner are bonded together using a proprietary polyester adhesive compound that chemically links the parts together.

### Deck

Cored sandwich construction for stiffness, thermal and acoustic insulation and lighter weight. Solid fiberglass reinforcements are located in high load and hardware mounting locations. Unidirectional roving reinforced deck beams integral to the deck liner lamination are bonded to the deck for added strength.

### Bulkheads

All bulkheads are bonded 360 degrees to the hull and deck for structural strength.

### Interior Woodwork

The hallmark of Beneteau's advanced woodwork is the joinery work, this includes hardwood fiddles, door frames and trim pieces with custom marine grade, zero void, multi-laminate wood

faces and bulkheads. The wood is DOUKA, in the family of mahogany, known for its beauty of grain. All the wood is finished in a lustrous multicoated varnish with a cherry stain tint.

## Accommodations

- Headroom is 6'4" throughout the interior.
- 5-Opening deck Hatches w/screens and shades
- 8-Opening portholes w/screens
- Curtains over portlights
- V berth forward with hanging locker and side storage
- Main salon long settee to port
- Bar locker behind settee
- Stowage under seats
- Wrap around dinette drops down for a double berth
- Large nav station w/110v & 12v panels
- Seat w/stowage locker
- Opening panel for nav instruments
- Halogen overhead light
- Red navigators light
- Galley to port
- Large counter space
- Cutlery drawer
- Trash can
- 6 gal hot water tank
- Cupboards w/louvered inserts
- Cutting board on sink
- Extra large fridge/freezer
- Double SS sink w/mixer tap
- 2-burner propane gimbaled stove w/oven and guard rail
- Large port aft cabin w/hanging locker and storage areas
- Extra large head to starboard
- Separate stall shower w/electric sump and teak seat
- H/C pressure water for shower and sink basin
- Marine head w/holding tank
- Towel & foul weather gear hooks
- Storage bins and accessory holders
- Mirror
- GFI Outlet in head
- Starboard aft cabin w/hanging locker
- Both aft cabins have berths-6'7" x 4'9"
- 2-reading light in each

- Cushion Upgrade Aztec
- 110v outlets, 1 in each cabin
- Reading lights
- Shelves alongside of hull

## Electronics

- 2X12v batteries, 1-75amp., 1x200amp.
- Raymarine ST60 Autopilot
- Raymarine ST60 Tri-data, Speed, Depth, Log
- Raymarine ST60 Wind
- Raychart 425 Plotter GPS
- 110v shore power w/cord
- 20-amp battery charger
- Large fridge/freezer
- AM/FM/CD
- Standard Horizon VHF radio
- Electric sump in shower
- Electric bilge pump
- Lighted compass at binnacle
- Bow, stern, masthead and running lights

## Rigging

- Anodized aluminum mast and boom
- SS bow and stern rails
- Double life lines, gates P&S
- Slotted aluminum toe rail
- Bow roller
- Anchor locker
- Bruce anchor-50' chain-250' Nylon rode
- Spare Danforth anchor w/25'nylon rode
- Stainless steel rigging:
  - Forestay, Babystay, lower shrouds, upper shrouds, intermediate shrouds
  - Double backstay
  - (2) sets of aft swept spreaders
  - Pro-furl furling on headstay
  - 11- Sheet stoppers on coach roof



- 2-Lewmar #30CST cabintop winches
- Mainsheet led aft
- Main halyard
- Genoa halyard
- Genneker halyard
- Main boom topping lift
- Lewmar traveler on coach roof (led aft)
- Ridged boom vang (led aft)
- All halyards and reef lines led aft
- 2-Lewmar #44 CST primary winches
- 42" leather covered wheel w/brake
- Electric Anchor Windlass with remote
- Hatch Screens
- Port screens
- Companionway screen
- 2-Piece hatch boards OEM
- Pedestal guard at helm
- Plexi-glass instrument guard at helm

## Sails and Canvas

- Classic Dacron mainsail w/lazy jacks in a stack pack
- 140% roller furling Genoa w/UV strip
- Dodger w/windows
- Bimini & connector

## Additional

- H/C pressure water cockpit shower
- Swim ladder on stern
- Lowering helm seat
- Teak inlaid swim platform w/protective rubber strip
- Stern rail seats
- Teak inlaid cockpit seating
- Stern rail seats (folding)
- Fold down teak cockpit table
- Drink holders at binnacle
- 12v console light

- Propane tank storage in separate cockpit locker (space for 2)
- Manual bilge pump in cockpit
- Genoa sheets
- Winch handle pocket
- Winch handle
- Teak flagpole
- Steel Cradle w/adjustable pads
- All Engine manual, Original owner's manuals from Beneteau

## Exclusions

---

Owner's personal belongings.

## Disclaimer

---

The Company offers the details of this vessel or yacht in good faith but cannot guarantee or warrant the accuracy of this information nor warrant the condition of the vessel. A buyer should instruct his representatives, agents, or his surveyors, to investigate such details as the buyer desires validated. This vessel or yacht is offered subject to prior sale, price change, or withdrawal without notice.

# PHOTOS

photo 02



photo 03



photo 04



photo 05



photo 06



photo 07



photo 08



photo 09



photo 10



photo 11



photo 12



photo 13



photo 14



photo 15



photo 16




photo 17



photo 18



photo 19



photo 20



photo 21




photo 22



photo 23



photo 24



photo 25



photo 26



photo 27



photo 28




photo 29



photo 30



photo 31



photo 32



photo 33



photo 34



photo 35



photo 36





# CONTACTS

---

Andrey Shestakov, leading yacht broker of the sales department of Shestakov Yacht Sales Inc. Shestakov Yacht Sales Inc., the official representative of the Miami/Fort Lauderdale FL headquarters.

## Contact details

---

Email: [andrey@shestakovyachtsales.com](mailto:andrey@shestakovyachtsales.com)

Web: [shestakovyachtsales.com/en/](http://shestakovyachtsales.com/en/)

## Telephones

---

USA: +1(954)274-4435

## Office hours

---

Monday – Saturday: **9:00 - 21:00** EDT

Sunday: **closed**

## Address

---



Harbour Towne Marina, 850 NE 3rd St,  
STE 213, Dania, FL 33004