


2007 BENETEAU 343 — BENETEAU



Builder: BENETEAU

Year Built: 2007

Model: Cruising Sailboat

Price: PRICE ON APPLICATION

Location: United States

LOA: 35' 6" (10.82m)

Beam: 11' 5" (3.48m)

Max Draft: 4' 9" (1.45m)

Our experienced yacht broker, Andrey Shestakov, will help you choose and buy a yacht that best suits your needs 2007 Beneteau 343 — BENETEAU from our catalogue. Presently, at Shestakov Yacht Sales Inc., we have a wide variety of yachts available on our sale's list. We also work in close contact with all the big yacht manufacturers from all over the world.

If you would like to buy a yacht 2007 Beneteau 343 — BENETEAU or would like help answering any questions concerning purchasing, selling or chartering a yacht, please call +1(954)274-4435

TABLE OF CONTENTS

TABLE OF CONTENTS	2
SPECIFICATIONS	3
Overview	3
Basic Information	3
Dimensions	3
Speed, Capacities and Weight	3
Accommodations	4
Hull and Deck Information	4
Engine Information	4
DETAILED INFORMATION	5
Overview	5
Exclusions	10
Disclaimer	10
PHOTOS	11
CONTACTS	20
Contact details	20
Telephones	20
Office hours	20
Address	20

SPECIFICATIONS

Overview

Designed by Berret-Racoupeau, the Beneteau Oceanis 343 is a sophisticated, comfortable cruiser, incorporating a spacious interior with abundant light and ventilation. The large cockpit offers a unique pivoting helm allowing easy access forward to the cabin and aft to the swim platform. The long list of standard equipment combined with the owner's choice of options make this a boat that is hard to beat. This one-owner, **freshwater-only** Beneteau 343 has been lightly used and is powered by a 3-cylinder Yanmar diesel with low **(95) hours!** New batteries, fresh bottom paint, complete engine service, and shows like **new!!!**

Basic Information

Category: Cruising Sailboat

Model Year: 2007

Year Built: 2007

Country: United States

Dimensions

LOA: 35' 6" (10.82m)

LWL: 30' 10" (9.40m)

Beam: 11' 5" (3.48m)

Max Draft: 4' 9" (1.45m)

Clearance: 49' 6" (15.09m)

MFG Length: 34' 0" (10.36m)

Speed, Capacities and Weight

Displacement: 11861 Pounds

Water Capacity: 34 Gallons

Holding Tank: 21 Gallons

Fuel Capacity: 19 Gallons

Accommodations

Total Cabins: 2

Total Berths: 3

Total Heads: 1

Hull and Deck Information

Hull Material: Fiberglass

Hull Finish: Plastic

Engine Information

Engines: 1

Manufacturer: Yanmar

Model: 3YM30

Engine Type: Inboard

Fuel Type: Diesel

DETAILED INFORMATION

Overview

Engine

- Yanmar 3YM30 FWC 29 hp with 95 engine hours
- Engine compartment sound proofed with insulating foam.
- Engine control panel (tachometer and alarms) and engine control lever in cockpit.
- Stainless steel propeller shaft.
- Three blade fixed propeller.
- Rotomolded 19 gal fuel tank with electric gauge.

Standard Equipment - Deck & Rigging

- -Welded stainless steel bow fitting with offset fairlead.
- -2 roller fairleads and aluminum mooring cleats forward.
- -2 roller fairleads and aluminum mooring cleats midship.
- -2 roller fairleads and aluminum mooring cleats at the stern.
- -Stainless steel bow rail bi-color navigation lights.
- -Two stainless steel stern rails surrounding the aft section of the cockpit.
- -Lifering support.
- -Flagpole holder.
- -Outboard motor bracket.
- -Double lifelines with large gates supported by stainless steel stanchions.
- -Two teak handrails on coach roof.
- -Central pivoting helm seat for ease of access swim platform (Beneteau patent).
- -2 teak slatted helm seats on each side of the cockpit.
- -Numerous stowage places for easier on-board living:
 - -2 side cockpit lockers
 - -1 starboard aft cockpit locker.
 - -1 separate LPG gas locker to port.
- -Stainless steel pivoting steering wheel and pedestal holds the steering compass, control lever, a large support for navigation instruments, handrail, cup holder.
- -Drop-leaf cockpit table.

- -Engine control panel built into seating to port.
- -Manual bilge pump in cockpit.
- -Access to transom/cockpit is offset on the starboard side, to enable easier passage through the cockpit.
- -Transom with teak slatted swim platform.
- -Swim ladder.
- -Handrail to assist in boarding.
- -Protective rubber guard on transom.
- -Hot and cold cockpit shower.
- -Discontinuous stainless steel wire rigging.
- -Forestay with genoa roller furling system.
- -2 backstays.
- -2 aft lower shrouds and 2 cap shrouds on side deck.
- -Shroud chain-plates mounted inboard for better upwind performance.
- -9/10 fractional aluminum mast.
- -Genoa halyard.
- -Main halyard.
- -Boom topping lift.
- -Two genoa sheets.
- -Rigid boom vang led back to cockpit.
- -Genoa roller furling line.
- -Mainsail halyard led back to cockpit.
- -Mainsail topping lift.
- -2 x 4-sheave deck organizers.
- -2 double jammers to port:
 - -1 single jammer to port
 - -1 double jammer to starboard
- -140% Roller furling genoa.
- -Roller furling mainsail
- -Genneker Gear Including #30 CST Winch & Halyard
- -Mainsheet track with adjustable
- -Mainsheet tackle (4:1), leading back to a cockpit winch.
- -Genoa roller furling unit with furling line led back to cockpit via toe rail lead blocks and a single jammer.
- -Two genoa tracks on side
- -Two genoa sheet return blocks with integral jammers.
- -2 x Lewmar 40 chrome self tailing genoa sheet winches within reach of helm.
- -1 x Lewmar 30 chrome self tailing winch on coach roof to port (for mainsail handling).
Second winch to starboard is offered as an option for spinnaker gear.
- -2 winch handles.
- -1 winch handle pocket in cockpit.

Accommodations

FORWARD CABIN-Headroom: 6.1 ft.

- -Triangular double berth (6.6 ft x 5.4 ft x 1.3 ft).
- -Shelving along the hull.
- -Locker with door to port and shelves.
- -Hanging locker to starboard.
- -Opening deck hatch with blind.
- -Ceiling light with independent switch.
- -Two reading lights.

SALON Headroom: Salon forward 6.2 ft, salon aft 6.5 ft.

- -Port settee: 6.6 ft x 1.7 ft.
- -Starboard settee: 5.8 ft x 1.7 ft.
- -Center table to salon: inlaid wood table with bottle rack and drop leaves with molded wood fiddles. The table is fixed to the mast support post.
- -There is wood/stainless steel shelving to port and starboard.
- -Stowage locker with door along the hull to port.
- -Stowage under port and starboard settees.
- -2 Lewmar opening hatches.
- -2 Lewmar opening ports with curtains.
- -1 large panoramic window at deck level.
- -2 fixed hull ports (1 each side).
- -Four halogen ceiling lights.
- -Three reading lights.

GALLEY Headroom: 6.5 ft.

- -Laminated counter top with molded wood fiddle.
- -Stainless steel sink.

- -Hot/cold pressurized water.
 - -Gimballed two-burner propane stove with oven.
 - -1 x 12V electric (4.5 Cu ft) front opening fridge.
- Microwave oven

NAV STATION with molded wood fiddle.

- -Radio/CD Player with two speakers in salon.
- -Instrument space on bulkhead facing the table.
- -Drawer.
- -Locker.
- -Halogen ceiling light.

COMPANIONWAY Headroom: 6.6 ft.

- -Sliding PMMA tinted companionway hatch.
- -Varnished companionway with non-slip surface for improved safety.
- -Companionway opens for easy access to engine compartment and batteries.

AFT HEAD Headroom: 6.6 ft.

- -Integral head compartment molding:
- -Shower compartment with mixer tap, shower and wood seat.
- -FRP washbasin with mixer tap and hot/cold pressurized water.
- -Large bowl manual marine toilet.
- -One opening deck hatch.
- -Two opening ports in coach roof coaming with blinds.
- -Two ceiling lights and halogen strip light for the mirror.
- -Holding tank: 21 gal
- -Electric sump pump

OWNER'S CABIN Headroom: 6.6 ft.

- -Double berth (6.7 ft x 7.1 ft).
- -Hanging locker.
- -Open wood shelving along the hull.
- -Opening port in coach roof coaming with curtain, one opening port to cockpit side with curtain and one opening port to transom.
- -Opening deck hatch.
- -Two reading lights and ceiling light.

LIGHTING

- -7 reading lights, 2 halogen strip lights, and 11 ceiling lights.

Electronics

- • Raymarine ST60 Tridata, Knotmeter, Depthsounder, Log
- • Raymarine ST60 Wind Speed/Direction
- • Raymarine S1 Wheel AutoPilot
- • Raymarine GPS with C70 Color Chartplotter
- • ICOM IC-M402 VHF Marine Radio with DSC with RAM mic at helm
- • SONY AM/FM Stereo with CD Player

Electric

- • 110V Shore Power
- • 14-function 12V electrical panel
- • 1 x 70 Amp house battery
- • 1 x 70 Amp engine battery
- • TruCharge 20+ multi-stage battery charger
- • Coupling relay

Additional Equipment

- • Bimini, Green Sunbrella
 - • Stern Rail Seats
 - • 110 Volt Shore Power Cord
 - • Electric Anchor Windlass
 - • Docking Package
 - • Anchor Package
 - • Safety Package
 - • Screens for hatches & ports
 - • Inner Spring Mattresses in both Sleeping Cabins
 - • VC 17 Antifouling Bottom Paint
 - • Custom Made Painted Steel Cradle
- Coax Cable in Main Salon for Dockside TV hook-up

Exclusions

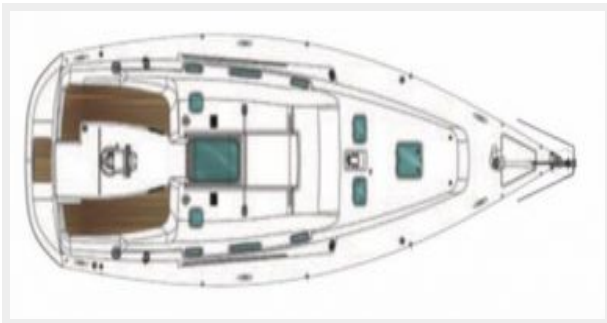
Owner's personal belongings.

Disclaimer

The Company offers the details of this vessel or yacht in good faith but cannot guarantee or warrant the accuracy of this information nor warrant the condition of the vessel. A buyer should instruct his representatives, agents, or his surveyors, to investigate such details as the buyer desires validated. This vessel or yacht is offered subject to prior sale, price change, or withdrawal without notice.

PHOTOS




















CONTACTS

Andrey Shestakov, leading yacht broker of the sales department of Shestakov Yacht Sales Inc. Shestakov Yacht Sales Inc., the official representative of the Miami/Fort Lauderdale FL headquarters.

Contact details

Email: andrey@shestakovyachtsales.com

Web: shestakovyachtsales.com/en/

Telephones

USA: +1(954)274-4435

Office hours

Monday – Saturday: **9:00 - 21:00** EDT

Sunday: **closed**

Address



Harbour Towne Marina, 850 NE 3rd St,
STE 213, Dania, FL 33004