

ANTITHESIS — HORIZON



Builder: HORIZON

Year Built: 2011

Model: Motor Yacht

Price: PRICE ON APPLICATION

Location: United States

LOA: 136' 0" (41.45m)

Beam: 26' 2" (7.98m)

Min Draft: 7' 4" (2.24m)

Cruise Speed: 14 Kts. (16 MPH)

Max Speed: 16 Kts. (18 MPH)

Our experienced yacht broker, Andrey Shestakov, will help you choose and buy a yacht that best suits your needs **Antithesis — HORIZON** from **our catalogue**. Presently, at **Shestakov Yacht Sales Inc.**, we have a wide variety of yachts available on **our sale's list**. We also work in close contact with all the big **yacht manufacturers** from all over the world.

If you would like to buy a yacht **Antithesis — HORIZON** or would like help answering any questions concerning purchasing, selling or chartering a yacht, please call **+1(954)274-4435**

TABLE OF CONTENTS

TABLE OF CONTENTS	2
SPECIFICATIONS	6
Overview	6
Basic Information	6
Dimensions	7
Speed, Capacities and Weight	7
Accommodations	7
Hull and Deck Information	7
Engine Information	7
DETAILED INFORMATION	8
Overview	8
Exclusions	24
Disclaimer	24
PHOTOS	25
Profile	25
Stern Quarter	25
Running 1	25
Running 2	25
Running	25
Running	25
Vessel Layout	25
Foredeck Bow Seat	25
Foredeck Looking Aft	26
Foredeck With Storage Hatches Open	26
Bow Seating Area Looking Aft	26
Bow Seating Looking Forward	26
Flybridge Deck Looking Forward (Helm)	26
Flybridge Deck Forward	26

Flybridge Deck Bar	26
Flybridge Deck Looking Aft	26
Flybridge Deck Bar and Settee	27
Flybridge Deck Sauna Room	27
Fybridge Deck Jacuzzi/Hot tube	27
Master Suite (Main Deck Forward)	27
Master Suite Looking to Port	27
Master Suite Looking to Strb	27
Master Office/Sitting Room	27
Master Bath to Port	27
Master Bath to Starboard	28
Master Jacuzzi/Shower Room	28
Master Jacuzzi/Shower Room 2	28
Circular Central Stairway	28
Circular Central Stairway 2	28
Galley Looking to Starboard	28
Galley Looking Forward	28
Galley Settee and Island Counter	28
Galley Island Prep Sink	29
Butler's Pantry	29
Main Deck Dining Room	29
Main Deck Dining Room to Strb	29
Main Deck Salon	29
Main Deck Salon to Port	29
Main Deck Salon with TV Down	29
Main Aft Deck 1	29
Main Aft Deck 2	30
Main Aft Deck 3	30
Guest Deck Foyer and Companionway	30

VIP Guest Suite	30
VIP Guest Suite Bath	30
Port Mid Guest Suite Shades Closed	30
Starboard Mid Guest Suite Showing Port	30
Port Mid Guest Suite Bath	30
Starboard Mid Guest Suite Bath	31
Starboard Aft Guest	31
Starboard Aft Guest Showing Port Light	31
Starboard Aft Guest Head 1	31
Starboard Aft Head 2	31
Port Aft Guest Suite	31
Port Aft Guest Suite Bath	31
Guest Deck Commissary/Laundry	31
Bridge/Helm Settee and Table	32
Bridge/Helm Looking to Port	32
Bridge/Helm Instrument Console	32
Helm Looking to Strb.	32
Captain's Suite 1	32
Captain's Suite 2	32
Captain's Bath	32
Captain's Bath 2	32
Captain's Bath 3	33
Bridge Deck Lounge Looking Forward	33
Bridge Deck Lounge to Port	33
Bridge Deck Bar	33
Bridge Deck Aft Deck Looking to Starboard	33
Helm Deck Bar and TV	33
Bridge Deck Aft Deck Looking Aft	33
Crew Lounge to Port	33

Crew Lounge to Strb	34
First Mate Suite	34
First Mate Bath	34
First Mate Shower	34
Crew Suite to Port	34
Crew Suite to Strb	34
Engine Room Entry	34
Engine Room Looking Forward	34
Engine Room Looking Aft	35
Engine Room to Port	35
Engine Room to Strb	35
Custom Passarelle and Rails	35
CONTACTS	36
Contact details	36
Telephones	36
Office hours	36
Address	36

SPECIFICATIONS

Overview

"Antithesis" is an original owner, non chartered custom Horizon tri-deck motor yacht that has been meticulously maintained by the same crew since new. This Premier Series Horizon is the 5th hull released in this series and was built with numerous upgrades, options, and design improvements over previous offerings. "Antithesis" is powered by commercial duty MTU 8V 4000 M70 1550 hp (2500 hrs.) diesel engines, which deliver a variety of speed options up to 16.5 knots, with outstanding balanced speed/fuel burn performance at 10.5 knots. Other features include American Bow Thruster large fin stabilizers with STAR (stabilized at rest system), American Bow Thruster bow and stern thrusters, and five bladed ZF bronze propellers. The vessel boasts twin Onan 65 kw gensets, dual 100 amp shore power service, updated electronics, and fully updated AV with Savant Pro app and room specific Savant Pro remote systems. Antithesis features a fabulous full beam master suite on the main deck forward, (5) beautifully decorated guest staterooms on the guest deck, a fully equipped commercial grade galley, expansive main salon with full bar, formal dining area with seating for ten guests, upper lounge with full bar, and a fabulous flybridge with custom helm, full bar, large dinette table and settee, sauna, full head, and an infinity edge jacuzzi. This vessel has aft accommodations for (6) crew members, plus the captain's suite on the bridge deck. "Antithesis" has been updated and maintained continuously and effectively by a very knowledgeable and conscientious captain and crew. This is an outstanding vessel in this size range and will be an excellent choice as a personal motor yacht or charter vessel. The vessel is now available to be seen at Bahia Mar Marina in Fort Lauderdale in their Duty Free Zone. MAJOR PRICE REDUCTION TO \$7,990,000!

Basic Information

Category: Motor Yacht

Sub Category: Tri-Deck

Model Year: 2011

Year Built: 2011

Country: United States

Dimensions

LOA: 136' 0" (41.45m)

LWL: 123' 4" (37.59m)

Beam: 26' 2" (7.98m)

Min Draft: 7' 4" (2.24m)

MFG Length: 136' 0" (41.45m)

Speed, Capacities and Weight

Cruise Speed: 14 Kts. (16 MPH)

Max Speed: 16 Kts. (18 MPH)

Displacement: 615088 Pounds

Water Capacity: 1400 Gallons

Fuel Capacity: 11000 Gallons

Accommodations

Total Heads: 10

Hull and Deck Information

Hull Material: Fiberglass

Engine Information

Engines: 2

Manufacturer: MTU

Model: 8V 4000 M70

Engine Type: Inboard

Fuel Type: Diesel

DETAILED INFORMATION

Overview

Features and Upgrades

- DNV classification and MCA compliant, plus exceeds the damage and stability

requirements of IMO-HSC2000

- 399 gross tons/120 net tons below 400 SOLAS threshold
- Hull and superstructure finished in Axalta Standox paint
- MTU 8V 4000 M70 commercial duty engines (2500 hrs.)
- American Bow Thruster fin stabilizers with STAR (stabilized at rest system, bow

thruster and stern thruster

- (2) 65KW 3-phase Cummins/Onan gensets
- (2) Sea Recovery 1800 GPD RO water makers
- LED lighting throughout
- Completely updated AV and electronics
- Comprehensive reverse-cycle climate control system with (4) new chillers
9/20/2019
- Custom flybridge helm station
- Flybridge jacuzzi/hot tub and sauna
- Extended flybridge hardtop with Stratoglass enclosure
- All exterior rails are upgraded to oval shaped high grade stainless steel
- Updated exterior soft goods (2017)
- 18' Novurania tender
- Full heavy duty towing harness for larger support tender
- Extended swim platform with hydraulic platform for easy access for water sports
- Dive compressor and complete dive gear
- Inflatable recreational water slide

Hull Construction and Build Features

The owner took delivery in late 2010 of this 2011 model Premier Series Horizon. Antithesis was built to DNV classification and MCA compliance and features an optimized design that maximizes safety and environmental elements. For this build, Horizon switched from polyester resin to vinylester for the structural elements including the hull, topsides and superstructure, as vinylester has shown to better resist osmotic blistering. Antithesis was also tested extensively to exceed the damage and stability requirements of the IMO HSC2000. The Espinosa/Marshall styling and design of Antithesis is further improved by efficiency-minded details such as low-level LED lighting throughout, large props with small shafting angles, fuel filling stations with overflow alarms, IMO-approved water treatment and water-treated stern bearings.

Antithesis also received full Axalta Standox paint finish on hull and superstructure.

Interior Decorating Features

"Antithesis" has been beautifully decorated with tasteful and high quality materials and finishes. The vessel features high gloss varnish Makore joinery with Laurel burl inlays. Floorings are a variety of marbles with brass inlay accents and high quality wool carpeting in beige with a wide woven pattern. All counter tops and shower interiors are a variety of breath taking hand picked marble materials. The staterooms feature custom fabrics designed to coordinate with all other interior materials for an elegant overall finish. All fixtures and hardware are custom with gold or gold/brushed silver finishes and numerous ornate features.

Accommodations

"Antithesis" is a Premier Series 136' tri-deck motor yacht featuring a sumptuous main deck master suite forward, five elegant guest suites on the lower deck, and an upper deck with an impressively equipped helm and spacious and well appointed captain's suite.

In detail, the lower deck features a VIP suite forward with centerline king berth. Aft down the center companionway are port and starboard guest suites with side by side single berths. Further aft along the companionway are two more guest suites with island queen berths. There is also a commissary/laundry room to port with a sink,

refrigerator, and a front loading Miele stacked washer/dryer.

The crews quarters, featuring three suites, are separated from the guest area on the lower deck with entries from the swim platform and port side main deck. The engine room is conveniently accessed at the forward end of the crews quarters.

Moving up to the main deck, "Antithesis" features a beautiful and spacious full beam master suite with centerline 'ultra' king size berth, port and starboard his/hers baths, and a huge center shower room and large jacuzzi tub. Aft to starboard is the master stateroom sitting room/office. Midships is a central foyer with circular staircase to upper and lower decks. To port of the foyer is a commercial galley and butler's pantry. Moving aft you will find a formal dining room with seating for ten, then an expansive main salon with a full service bar located to starboard. Further aft through sliding glass door is the wide aft deck with full overhead cover and a large table for outside dining.

On the upper deck, the center helm is forward and has port and starboard water tight side doors and side deck pods accommodating port and starboard docking stations. Off the helm and aft to port is the captain's suite, with centerline queen berth and bath with stall shower. From the helm, aft to starboard is the upper lounge with full service bar to port. and a spacious open aft deck, which accommodates a spacious outdoor lounging area.

From this aft deck up a stairway to port is the flybridge with forward helm (a custom feature added during construction), outdoor galley to port and large seating area to starboard, protected by a hardtop and stratoglass enclosure. There is a full bath to starboard with sauna to port and a spacious aft deck with sun pad and infinity edge jacuzzi/hot tub.

Foredeck

The foredeck is accessed from the side doors of the pilothouse and also the port and starboard stairs from the side decks. There is a Portuguese bridge and center entry down to a lounge area with (2) hi/lo tables. Further forward down center steps is the working area for forward line handling and anchoring.

- Hi/lo tables with c-shaped seating area, which converts to port and starboard sunpads, was expanded over previous Horizon designs
- Concealed S.S. sink
- Teak decking
- Twin Maxwell 6000 windlasses and anchor locker
- Dual port and starboard anchors S.S. Navy stockless anchors with 1/2" chain rode

Flybridge Deck

- Forward extended hardtop with Strataglass enclosure to arch
- Teak decking
- Port and starboard forward facing settees
- Custom port side helm station (added during construction)
- Large wraparound settee to starboard and 7' table with Corian surface
- Bar to port with Corian counter and (5) S.S. bar stools with cushions
- U-line cabinet style refrigerator/freezer
- GE Monogram ice maker
- Large S.S. propane grille
- Small S.S. sink brushed S.S. faucet
- Starboard head with vanity sink toilet and shower
- Sauna room to port
- Large sun pad starboard aft of hardtop/arch
- Chokes for mounting the 18' Novurania tender
- Center infinity edge jacuzzi/hot tube
- Port moulded stairway down the bridge deck aft deck with locking hatch

Master Stateroom

The master stateroom, located on the main deck, is a huge, full beam suite crafted with beautifully finished Makore joinery work, Laurel burl inlays and custom sculptured beige carpeting. This suite includes spacious his and hers baths, a large center walk-in shower and jacuzzi bath tube, and a sitting room/office.

- Ultra-king size centerline berth with (2) drawers under either side and built-in (3)

drawer night stands

- Ornate lamps over each side of the headboard along with (2) reading lights
- (2) port and starboard windows with silhouette shades and custom blinds
- Built-in (15) drawer dresser to port
- Built-in (9) drawer vanity to starboard
- Built-in cabinet refrigerator/freezer to starboard
- Entertainment center opposite the master berth with (4) drawers and (2) cabinets featuring a Sharp Aquos 42" Quaitron 3D TV
- Flush overhead lighting and surround sound speakers (21)
- Large walk-in closet to port with built-in drawers, cabinets, multiple storage shelves, and a full length mirror

Master Baths (Jack and Jill)

The bathroom area is composed of his/hers mirror image baths (port and starboard) finished with beautiful high gloss Makore joinery work with Laurel burl inlays, marble counters, and marble floors with brass inlays.

- Kohler sink and gold fixtures
- Large side windows with sliding shades
- Headhunter Royal Flush toilet
- Large linen closets
- (8) drawers and double door cabinet in vanity
- (5) flush mounted overhead lights plus ornamental accent lights on either side of the vanity mirrors

The huge walk-in shower and large jacuzzi tub is located between the his and hers bathrooms finished with marble counters and floors and custom tile shower walls.

- Fixtures are all gold finish with (2) large shower heads, overhead lighting, accent lighting, and Shim Lung jacuzzi tube
- Heavy glass port and starboard door

Master Office/Sitting Room

The Master office/sitting room is located adjacent to the master on the starboard side of the main deck.

- Built-in bookshelves, drawers, file drawers and desk
- 42 Sony Brava XDI TV
- (2) easy chairs plus double ottoman
- Built-in end tables with (3) drawers each
- (2) windows to starboard with silhouette blinds and custom shades
- Beige sculptured carpet
- Double door entry

Main Deck Foyer

This foyer provides access to the master suite forward, the galley to port, the circular stairways to upper and lower decks, and features the main deck day head.

Foyer

- Marble flooring
- Circular stairway to upper and lower deck (teak bannisters with ornamental iron railings)
- Starboard side deck door
- Large cabinets to port and starboard which house electrical equipment and SAT systems
- Double glass doors from main lounge

Day Head

- Marble flooring with matching counters and built-in vanity with cabinet
- Gold Fixtures
- Headhunter Royal Flush toilet
- Window with silhouette blinds and custom shades

Galley

"Antithesis" has a professional level galley trimmed out in S.S. and Laurel burl wood panels with marble counter tops and tile flooring. There is a small dinette table to port with a settee seating three, and three windows to port with custom shades. Extensive counter work areas are well lit by exceptional overhead lighting. All appliances are S.S.

- Large, deep S.S. sink with smaller rinse sink and S.S. faucet
- Additional S.S. prep sink in island counter
- Ample cabinets and drawers
- Viking Professional 15.9 cu.ft. upright freezer
- Miele dishwasher
- Miele commercial steamer
- Wolf (4) burner (2) griddle double oven/stove
- Additional Wolf oven
- Vulcan overhead grille (salamander/broiler)
- (2) Viking upright refrigerators with drawer freezers
- Viking bread warmer

A butler's pantry is aft of the galley and opens to the main dining area. It features S.S. facing and granite counters.

- Additional cabinets and drawers
- Panasonic 1100W. carousel microwave
- Side deck access water tight door

Dining Room

The dining room is finished in beautiful Makore joinery work and Laurel burl inlays. Aft there is a set of cabinets with granite counter that separates the dining area from the main salon. There are additional cabinets to port and starboard.

- Teak table with seating for (10)
- Pear wood planked flooring

- (2) large side windows
- Ornate oval overhead lighting fixture

Main Deck Salon

The salon is finished with fine Makore joinery work and Laurel burl inlays, pear wood planked flooring with an oriental area rug, and large windows port and starboard. There is a spacious entry area off the aft deck with double sliding glass doors and a number of storage cabinets..

- Large upholstered sofa to port
- Large custom coffee table
- (3) easy chairs
- 70 inch TV (drops down from ceiling)
- Ornate oval overhead lighting fixture

Main Deck Lounge Bar

This bar is aft of the dining area and to starboard. It features marble countertop and Makore joinery with Laurel burl inlays and glass faced cabinetry behind for wine and drinking glasses.

- (6) upholstered bar stools
- S.S. sink with gold fixtures
- Viking Professional bottle (wine) cooler
- GE Monogram ice maker
- Sub-Zero refrigerator

Main Aft Deck

The main aft deck features teak flooring, a wide built-in seating area aft between dual port and starboard S.S. gates to the swim platform, the full overhead cover of the

upper deck, and sun shade screening to port, starboard, and aft.

- Large teak table with seating for (10)
- Teak decking
- Moulded stairway to upper deck
- Access to side decks and swim platform
- Maxwell 4000 drum winches for docking assist (port and starboard)
- 42" Samsung Bulkhead mounted Flat Panel TV
- Storage closet (starboard)

Port and Starboard side decks have teak decking and high bulwarks for safe passage in any weather. There are flush mounted wing doors aft at aft main deck and stairs forward to the bridge deck and foredeck. Each side deck has fore and aft gate for boarding.

- Access door to crews quarters on port side deck
- Fire suppression equipment locker on port side deck
- Large utility locker on starboard side deck also houses fire suppression tank

Guest Deck

The Guest Deck comprises of a spacious foyer and companionway, (5) guest staterooms, and a commissary/laundry. Decorating is typical of this vessel with elegant Macore joinery work and Laural burl inlays, marble flooring complemented by areas of sculptured carpet.

Commissary/laundry is located off the guest deck foyer to port.

- Deep S.S.sink with Grohe faucet
- Cabinets with Corian counter
- Cabinet size S.S. refrigerator/freezer
- S.S. over/under Miele Touchtronic T8005 washer/dryer
- (1) S.S. opening port light
- Tile flooring

VIP Guest Suite (forward)

- Kingsize centerline berth with drawers below and custom designer bedspread
- Accent lamps and reading lamps (port and starboard)
- Ample drawers and storage cabinets
- Built-in desk/vanity (port/aft)
- Large cedar-lined walk-in closet
- S.S. side port lights covered by sliding translucent Shoji screen panels and silhouette shades

VIP Ensuite Heads

- Marble floor with matching countertops
- Kohler sink with gold fixtures
- Large stall shower with seat finished in matching marble surfaces
- Shin Lung jacuzzi bath tub with gold fixtures
- Headhunter Royal Flush toilet
- Vanity with mirror and ornamental lamps
- S.S. side port lights with shade

Mid Guest Cabins are mirror images of each other on either side of the companionway. These are cabins with ensuite bathrooms and spacious side by side single berths.

- (2) single side by side berths with built-in night stands
- Multiple drawers and a large cedar-lined hanging locker
- Accent lamps and reading lights (port and starboard)
- Sony Bravia 27" flat panel TV
- (2) S.S. side port lights with sliding translucent Shoji screen panels and shades
- Sculptures beige wool carpet

Mid Cabin Heads

- Vanity with mirror, marble counter, Kohler sink with gold/silver fixtures
- Headhunter Royal Flush toilet
- Large stall shower with heavy glass door
- Marble flooring with brass inlays
- S.S. side ports with shades

Aft Guest Cabins are mirror images of each other off the foyer. They have ensuite heads and centerline queen berths.

- Island queen berth on 45 degree angle
- Built-in nightstands with cabinets
- (2) Accent lamps and reading lamps
- Built-in dresser with (3) drawers
- Cedar-lined hanging locker
- Sony Bravia 27" TV
- (2) S.S. side port lights with shades

Aft Guest Stateroom Heads

- Vanity with Kohler sink and Gold/Silver fixtures
- Large stall shower with heavy glass door and seat
- Headhunter Royal Flush toilet
- Marble counters, floor and shower interior

Bridge Deck

The bridge deck includes the pilothouse, GMDSS radio room, captain's suite, upper foyer, upper deck lounge and bar, and the upper aft deck.

Pilothouse

The pilothouse provides wide panoramic views of well over 180 degrees from the

center helm and features full engine instrumentation and duplicated navigation systems (see electronics section). There are port and starboard side deck doors that access this vessel's custom docking pods, which provide full fore and aft views. The pilothouse features matt finish Makore joinery work with Laurel burl inlays and sculptured wool carpet.

- Leaning post at center helm station
- Full width settee with table
- Numerous cabinets and drawers
- (2) side deck water tight doors
- Starboard companionway aft to lounge area with door
- Port side aft access to electronics room and captain's cabin

Captain's Suite - This captain's suite was extended aft over previous models.

- Queen size centerline berth
- Built-in nightstands (3) drawers each
- (4) drawers under berth
- (3) cabinets and book shelves to starboard
- Sony Bravia flat panel TV

Captain's Head

- Ensuite head with large stall shower
- Kohler sink and silver finished faucet
- Headhunter Royal Flush toilet
- Finished in marble and Makore joinery work

Bridge Deck Foyer - This foyer is aft of the pilothouse and has the stairway down to the lower decks. It features marble flooring, circular stairway banister with ornamental iron trim, overhead skylight, and double door entry to the upper lounge.

Bridge Deck Lounge

- Full beam lounge features Makore joinery work with Laurel burl inlays and pear wood planked flooring
- Ornate games table with chairs
- Upholstered couch to starboard with large ottoman
- (2) easy chairs with small table
- Built-in server forward with numerous cabinets
- Port and starboard windows with silhouette blinds and shades

Bridge Deck Lounge Bar

- Marble countertop
- (4) rattan bar stools
- Deep sink with gold finish faucet
- Viking Professional wine/bottle cooler
- GE Monogram ice maker
- U-Line cabinet style refrigerator/freezer
- Fisher and Paykel Dishdraw dishwasher
- (4) large storage cabinets and (1) small cabinet
- 50" TV (drop down from ceiling)

Bridge Deck Aft Deck

- 75% overhead weather protection by flybridge deck and partial three piece mesh privacy panels
- Teak decking
- Bar area in starboard forward corner with marble counter, U-line cabinet refrigerator/freezer, GE Monogram ice maker, and storage cabinet.
- 42" flat panel TV (drops out of ceiling)
- Starboard moulded fiberglass stairway to main deck
- Full width seating aft
- Port access to flybridge up moulded fiberglass stairway
- (6) metal frame deck chairs with cushions
- (3) folding teak tables

Crews Quarters

The (3) crews suites and crews lounge are aft of the engine room with access from the swim platform and the main port side deck. There is easy center access to the engine room from these quarters. The crews quarters are finished in matt finish cherry joinery work with marble counters

- Salon area with settee and dinette table
- Galley with Wolf (2) burner cooktop, GE convection oven, GE Monogram trash compactor, and full size Sub Zero refrigerator/freezer
- Galley has deep S.S. sink with S.S. sprayer faucet, marble counters, and ample cabinets and drawers
- Full size over/under Miele front loading washer and dryer
- First mate suite has double berth, private head, stall shower, S.S. side port light, cedar lined locker, 21" Samsung flat panel TV
- (2) additional mirror image crew suites with 90 degree over/under single berths, heads with stall showers, cedar lined hanging lockers, and 21" Samsung flat panel TVs

Engine Room/Mechanical

The engine room is aft on the same level as the guest deck and has access through the crews quarters. It is well insulated and ventilated (blowers were moved aft for more effective use of space and operation), and has excellent ac/dc lighting.

- MTU 8V4000 M70 commercial duty 1550 hp diesel engines (2500 hrs)
- ZF 4540 gears
- Seachest with raw water strainers for engine, generator, and chiller water supply
- Triple Racor fuel and water separators
- Alpha Laval fuel polishing system
- Fuel delivery manifolds
- Reverso oil changing systems
- (4) Dometic 120,000 BTU air conditioning chillers (new 10/2019)
- (2) 1800 GPD Sea Recovery RO watermakers
- Headhunter HMX sewage purification plant

Electrical

- (2) 65 KW 3 phase Cummins/Onan diesel generators (4140 strb/3902 port)
- (2) 100 amp shore power cords with Glendinning cable master systems aft
- Atlas power handling system (fully programable with seamless power transfers)
- Mastervolt AGM batteries throughout vessel supported by multiple, appropriately specified Mastervolt chargers

Vessel Electronics/Navigation

- Furuno Radar DRS25A 25KW 96nm w/6' antenna
- Furuno Radar FAR-2127/ARPA 25KW 96nm w/8'antenna
- Furuno Network Sounder DFF1
- Furuno NavNet 3D Navigation System
- Furuno Ship Security IC-307
- Interphase Sonar SE-200
- Simrad Autopilot AP50
- Simrad Gyrocompass GC80
- Garmin GPS/Chartplotter 6208
- Window-based Nav PC (Nobeltec)
- Furuno AIS FA-150
- (3) Icom VHF IC-M604
- FLIR Nightvision M-Series
- (6) Panasonic CCTV
- Panasonic Telephone System KX-TDA 100 Hybrid IP-PBX
- Airgator
- Power Max Cellular Repeater
- (3) ICOM Handheld VHF HX-471S
- (5) KEP Pilothouse 19" Monitors
- (2) KEP Flybridge Sunlight Readable 15" Monitors
- (3) KEP Bridgeview Touchscreen Input/Output Switch 7" Display

GMDSS Radio Room:

- Furuno Navtex NX-700A/B
- Furuno SatC + Printer FELCOM 15
- Furuno Doppler Speed DS-80
- Furuno VHF FM-8800

- Furuno GPS GP-150
- Furuno Sounder FE-700
- (2) ICOM Handheld IC-GM1600

Audio/Video

- WiFi access throughout the boat via dockside AP, dockside hardwire, satellite, or owner-supplied cellular hotspot
- A/V control throughout the boat via Savant Pro app and/or room specific Savant Pro remotes
- Updated in-ceiling speakers in the outside seating areas

Available Throughout:

- Direct TV
- Apple TV
- Moie/Music server access
- Sonos
- HDMI input
- Latin American Direct TV (when traveling in the coverage area)
- Bermuda WOW TV receivers/boxes (available for select rooms)

Salon extras:

- Blu-ray

Office extras:

- Blu-ray

Skylounge:

- Mac Mini to facilitate media storage

Additional Equipment

- 18' Novurania RIB
- Full heavy duty towing harness for a larger support tender
- Dive compressor with (6) scuba tanks and associated dive gear
- Inflatable recreational water slide

Exclusions


Owner's personal belongings.

Disclaimer


The Company offers the details of this vessel or yacht in good faith but cannot guarantee or warrant the accuracy of this information nor warrant the condition of the vessel. A buyer should instruct his representatives, agents, or his surveyors, to investigate such details as the buyer desires validated. This vessel or yacht is offered subject to prior sale, price change, or withdrawal without notice.

PHOTOS


Profile




Stern Quarter




Running 1



Running 2




Running



Running



Vessel Layout



Foredeck Bow Seat



Foredeck Looking Aft



Foredeck With Storage Hatches Open




Bow Seating Area Looking Aft



Bow Seating Looking Forward




**Flybridge Deck Looking Forward
(Helm)**




Flybridge Deck Forward




Flybridge Deck Bar



Flybridge Deck Looking Aft




Flybridge Deck Bar and Settee



Flybridge Deck Sauna Room




Flybridge Deck Jacuzzi/Hot tube



Master Suite (Main Deck Forward)




Master Suite Looking to Port



Master Suite Looking to Starboard



Master Office/Sitting Room



Master Bath to Port




Master Bath to Starboard



Master Jacuzzi/Shower Room




Master Jacuzzi/Shower Room 2



Circular Central Stairway




Circular Central Stairway 2



Galley Looking to Starboard




Galley Looking Forward




Galley Settee and Island Counter




Galley Island Prep Sink




Butler's Pantry




Main Deck Dining Room




Main Deck Dining Room to Strb




Main Deck Salon




Main Deck Salon to Port



Main Deck Salon with TV Down




Main Aft Deck 1



Main Aft Deck 2




Main Aft Deck 3




Guest Deck Foyer and Companionway




VIP Guest Suite




VIP Guest Suite Bath




Port Mid Guest Suite Shades Closed



Port Mid Guest Suite Bath



Starboard Mid Guest Suite Showing Port




Starboard Mid Guest Suite Bath




Starboard Aft Guest




Starboard Aft Guest Showing Port Light



Starboard Aft Guest Head 1




Starboard Aft Head 2




Port Aft Guest Suite



Port Aft Guest Suite Bath




Guest Deck Commissary/Laundry



Bridge/Helm Settee and Table




Bridge/Helm Looking to Port




Bridge/Helm Instrument Console




Helm Looking to Strb.




Captain's Suite 1




Captain's Suite 2



Captain's Bath



Captain's Bath 2




Captain's Bath 3



Bridge Deck Lounge Looking Forward




Bridge Deck Lounge to Port



Bridge Deck Bar




Helm Deck Bar and TV



Bridge Deck Aft Deck Looking to Starboard



Bridge Deck Aft Deck Looking Aft



Crew Lounge to Port




Crew Lounge to Strb



First Mate Suite




First Mate Bath




First Mate Shower




Crew Suite to Port




Crew Suite to Strb



Engine Room Entry



Engine Room Looking Forward



Engine Room Looking Aft



Engine Room to Port



Engine Room to Strb



Custom Passarelle and Rails



CONTACTS

Andrey Shestakov, leading yacht broker of the sales department of Shestakov Yacht Sales Inc. Shestakov Yacht Sales Inc., the official representative of the Miami/Fort Lauderdale FL headquarters.

Contact details

Email: **andrey@shestakovyachtsales.com**

Web: shestakovyachtsales.com/en/

Telephones

USA: **+1(954)274-4435**

Office hours

Monday – Saturday: **9:00 - 21:00** EDT

Sunday: **closed**

Address



Harbour Towne Marina, 850 NE 3rd St, STE 213, Dania, FL 33004