

2021 EXCESS 21 — EXCESS CATAMARANS



Builder: [Excess Catamarans](#)

Year Built: 2021

Model: Catamaran

Price: PRICE ON APPLICATION

Location: United States

LOA: 38' 6" (11.73m)

Beam: 22' 1" (6.73m)

Max Draft: 4' 5" (1.35m)

Our experienced yacht broker, Andrey Shestakov, will help you choose and buy a yacht that best suits your needs 2021 Excess 21 — Excess Catamarans from our catalogue. Presently, at Shestakov Yacht Sales Inc., we have a wide variety of yachts available on our sale's list. We also work in close contact with all the big yacht manufacturers from all over the world.

If you would like to buy a yacht 2021 Excess 21 — Excess Catamarans or would like help answering any questions concerning purchasing, selling or chartering a yacht, please call +1(954)274-4435

TABLE OF CONTENTS

TABLE OF CONTENTS	2
SPECIFICATIONS	4
Overview	4
Basic Information	4
Dimensions	4
Speed, Capacities and Weight	4
Accommodations	5
Hull and Deck Information	5
Engine Information	5
DETAILED INFORMATION	6
Overview	6
Exclusions	14
Disclaimer	14
PHOTOS	15
2	15
3	15
4	15
5	15
6	15
7	15
8	16
9	16
10	16
11	16
13	16
12	16
14	17
15	17

16	17
17	17
18	17
CONTACTS	18
Contact details	18
Telephones	18
Office hours	18
Address	18

SPECIFICATIONS

Overview

IN STOCK - AVAILABLE NOW - BUILT AND SUPPORTED BY BENETEAU GROUPTThe Excess 12 adopts a marked chine and a pronounced deck sheer, creating unique lines. Her twin helm stations, located aft, offer a maximum of sensations and create a more seamanlike concept that brings us closer to the sea. The light and precise helm and the opening bimini are reminiscent of the pleasures of helming a monohull. The cockpit of this boat is bathed in light thanks to its opening roof. On the outside there is the usual trampoline between the hulls, great for sunbathing, as well as the large exterior table. The hulls have a large volume with the option of a three double cabin or four double cabin version. With her completely new lines for the coachroof, a short nacelle and the taller Pulse Line rig, the Excess 12 brings a breath of fresh air to the world of cruising catamarans.

Basic Information

Category: Catamaran

Model Year: 2021

Year Built: 2021

Country: United States

Dimensions

LOA: 38' 6" (11.73m)

Beam: 22' 1" (6.73m)

Max Draft: 4' 5" (1.35m)

Speed, Capacities and Weight

Displacement: 22707 Pounds

Water Capacity: 79 Gallons

Fuel Capacity: 52 Gallons

Accommodations

Total Cabins: 3

Total Berths: 5

Total Heads: 2

Hull and Deck Information

Hull Material: Fiberglass

Engine Information

Engines: 2

Manufacturer: Yanmar

Engine Type: Sail Drive

Fuel Type: Diesel

DETAILED INFORMATION

Overview

Manufacturer Provided Description

With unique, graceful and seductive lines, let yourself be carried away by her design. The visibility from the helm station, the fine touch of the wheel, the opening bimini roof... everything has been done to allow you to fully live the experience of the Excess 12.

The Excess 12 adopts a marked chine and a pronounced deck sheer, creating unique lines. Her twin helm stations, located aft, offer a maximum of sensations and create a more seamanlike concept that brings us closer to the sea. The light and precise helm and the opening bimini are reminiscent of the pleasures of helming a monohull.

The cockpit of this boat is bathed in light thanks to its opening roof. On the outside there is the usual trampoline between the hulls, great for sunbathing, as well as the large exterior table. The hulls have a large volume with the option of a three double cabin or four double cabin version.

With her completely new lines for the coachroof, a short nacelle and the taller Pulse Line rig, the Excess 12 brings a breath of fresh air to the world of cruising catamarans.

EXTERIOR

- Vacuum infused hull and deck
- Roof: injection
- Polyester and high quality anti-osmotic resin
- Balsa core hull, solid laminate under water line
- Grey gelcoat hull [Ral 7004]
- Balsa core bridge deck and roof
- Laminated or marine plywood bulkheads

SAILS

- 1 square top mainsail in Dacron® with battens, horizontal cut [color: grey]
- 1 self-tacking jib in Dacron® [color: grey] on furler with orange UV cover

RIGGING

- Anodized aluminium mast
- 2 spreaders set
- Deck light and steaming light on mast
- Square section mast pillar in stainless steel glossy finish
- Anodized aluminium boom
- Anodized aluminium crossbeam with fixing point for the jib furler and the davit
- Coated shrouds
- Forestay with furler for self-tacking jib
- Adjustable lazy-jacks
- 2 shroud chainplates and 1 forestay chainplate on transversal beam
- Double braided mainsail halyard - polyester [Dyneema® core]
- Double braided self-tacking jib halyard - polyester [Dyneema® core]
- 2 mainsail sheets, pre-stretched - polyester
- 1 self-tacking jib sheet, pre-stretched - polyester
- 2 reef lines, pre-stretched - polyester
- 1 self-tacking jib furler line, pre-stretched - polyester

DECK HARDWARE

- 1 manual winch size 46.2 STA [starboard]
- 1 electric winch size 40.2 STA [starboard aft beam]
- Main sail clew line lashing
- 1 block + clutch on deck for furling genoa maneuver [starboard]
- 1 self-tacking track for jib sheet with stoppers

MOORING

- Composite longitudinal crossbeam with integrated chain run and 1 mooring cleat
- Electrical windlass Quick 1000W [10mm chain]
- 8 mooring cleats

DECK EQUIPMENT

- 2 deck hatches T60 to access bow lockers
- 4 deck hatches T10 with vent
- 4 deck hatches T44 with vent
- 2 opening hatches integrated in roof forward window
- 1 opening hatch integrated in roof side window
- Sliding door - 2 leaves
- 2 escape hatches under the stairs
- 1 GRP deck hatch for access to gas locker under cockpit seat
- 6 stanchions - 600mm
- Double textile lifelines in grey Dyneema® [high row: fluorescent plaits]
- Lifelines openings [port and starboard]
- Stainless steel handrail on roof
- Stainless steel handrails on transoms

AFT COCKPIT

- L-shaped bench on port
- GRP cockpit table
- Daybed on starboard with storage locker
- Seats on aft beam

HELM

Main helm station on starboard:

- Leather covered steering wheel and brake [800mm]
- 2 engine panels
- Electric engine throttles

- Compass on deck
- Lines storage

Secondary helm station on port:

- Leather covered steering wheel [800mm]

FORWARD COCKPIT

- Trampoline with grey nylon thread
- Large sun pads area
- 2 GRP hatches for storage and technical access
- Retractable ladder for roof access

TRANSOMS

Stainless steel swim ladder [port]

- Hot/cold fresh water deck shower [port]

INTERIOR

- Alpi Honey Teak plywood [UV varnish]
- Plywood floor: Sand

SALON

- L-shaped sofa [storage under seats]
- Wooden high table
- Chart table with storage
- 1 stool

GALLEY

Laminated countertop [color : Grigio Sasso]

Port:

- Stainless steel sink
- 3-burner gas stove
- Built-in gas oven
- Trash bin
- Stainless steel fridge - 34 US gal 12V
- Various storage
- Upper lockers

Starboard:

- Various storage
- Upper lockers

OWNER SUITE

- Independent access directly from salon
- Sliding door with storage
- Bed with side access [2 x 1.60m]
- 2 reading lights
- Bedside tables
- Storage underneath mattress [easy opening with actuator]

- Two seater sofa
- Desk with opening flap
- 1 stool
- 2-door locker
- 1 hanging closet
- Textile storages
- Panoramic hull window with integrated opening porthole
- Heads access from companionway through wooden door
- GRP countertop
- GRP sink with hot/cold water tap
- Storage units lockers [high and low]
- Separate shower with Plexiglas door
- Manual sea water head

FORWARD CABINS

- Bed with side access [2 x 1.70m]
- 2 reading lights
- Bedside tables
- 2 hanging closets with shelves
- Storage drawer under bed
- Textile storage
- Panoramic hull window with integrated opening porthole

AFT CABINS

- Bed with side access [2 x 1.60m]
- 2 reading lights
- Bedside tables
- Niche
- Storage underneath mattress [easy opening with lifter]
- Textile storages
- Panoramic hull window with integrated opening porthole

HEADS

- Access from companionway through wooden door
- GRP countertop
- Lockers [high and low]
- Manual sea water head

ENGINE

- Propeller: 3-blade fixed propeller [16" x 12"]
 - Engine compartment air extractor - 12V
 - 2 GRP hatches for engine compartment access

NAVIGATION

- Flexible steering system
 - Link rod between the rudders
 - Rudder with stainless steel shaft
 - Stainless steel emergency tiller

FUEL SYSTEM

- Rotomould tanks [2 x 53 US gal]
 - Deck fuel fillers on aft beam [starboard and port]
 - Fuel shut off valves under berths in aft cabins

WATER SYSTEM

- Rotomould fresh water tank [79 US gal]
 - Water pump
 - Water heater - 7 US gal 230V

- Fuel shut off valves under berths in aft cabins
- Shower pump with automatic drain
- Black water tank [21 US gal] for each head
- 1 manual bilge pump per hull
- 1 automatic bilge pump per hull, with alarm

ELECTRICAL SYSTEM

- 2 alternators 12V - 125A
 - Service batteries breakers on port engine compartment
 - Engine battery breakers on port and starboard engine compartments
 - Engine battery coupler on port engine compartment
 - Charge divider
 - Main DC panel at chart table - 12V
 - USB socket integrated on main DC panel - 12V
 - USB sockets at helm station [x2] - 12V
 - Monitoring [battery and tank levels] - 2.4' screen
 - Exterior lighting LED - 12V
 - Interior lighting LED - 12V
 - Navigation lights LED

SAFETY

- Lifteraft storage under aft beam
 - Access to extinguisher nozzle port for engine compartment

UPGRADES:

- US Raymarine card
- RAYMARINE ELECTRONIC PACK
- EXTRA FO AFT STARBOARD ELECTRIC WINCH 40.2 IN LIEU OF STANDARD
- PULSE LINE
- RAYMARINE PILOTE SMART CONTROLLER
- VHF RAYMARINE SINGLE HANDSET

- ADDITIONAL PORT DOUBLE HELM SEAT - GREY
- PULPITS WITH WOODEN SEATS AND FORWARD LIFELINES
- BIMINIS ON PORT AND STARBOARD HELM STATIONS (GREY)
- WINDLASS REMOTE CONTROL AT HELM STATION WITH CHAIN COUNTER
- AFT COCKPIT CUSHIONS - GREY
- BOARDING LADDER
- AFT COCKPIT+ TRANSOMS IN SYNTHETIC TEAK
- STANDARD EXTERIOR UPHOLSTERY (GREY)
- SLIDING TOP ON ROOF
- STANDARD INTERIOR WOOD ALPI HONEY TEAK
- 12V FREEZER (90L I 20US Gal)
- EXCESS HIFI PACK by BOSE
- EXTRA FOR CORIAN® COUNTERTOP
- STANDARD INTERIOR UPHOLSTERY
- FANS IN SALON AND CABINS
- AGM BATTERIES IN LIEU OF STANDARD ACID BATTERIES
- ELECTRIC ENGINES THROTTLES AT HELM STATIONS - YANMAR 4JH45
- INVERTER 12I120V - 2kVA
- PAIR OF 3-BLADES FOLDING PROPELLERS - YANMAR 4JH45
- ENGINES 2 x 45 HP [Yanmar 4JH45 SD]
- DECK WASH PUMP SEA WATER I FRESH WATER
- SEA WATER ELECTRICAL TOILETS
- MAST COVER

Exclusions

Owner's personal belongings.

Disclaimer

The Company offers the details of this vessel or yacht in good faith but cannot guarantee or warrant the accuracy of this information nor warrant the condition of the vessel. A buyer should instruct his representatives, agents, or his surveyors, to investigate such details as the buyer desires validated. This vessel or yacht is offered subject to prior sale, price change, or withdrawal without notice.

PHOTOS

2



3



4



5



6



7



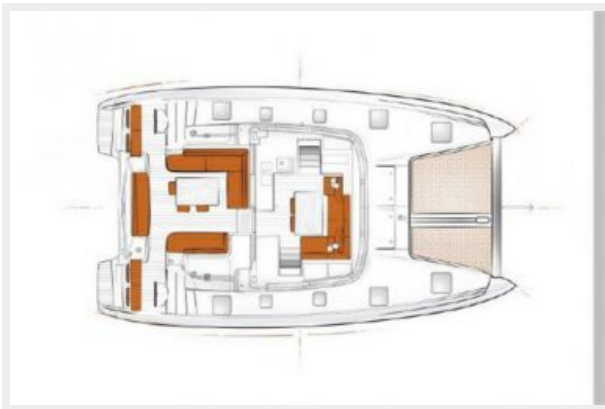
8



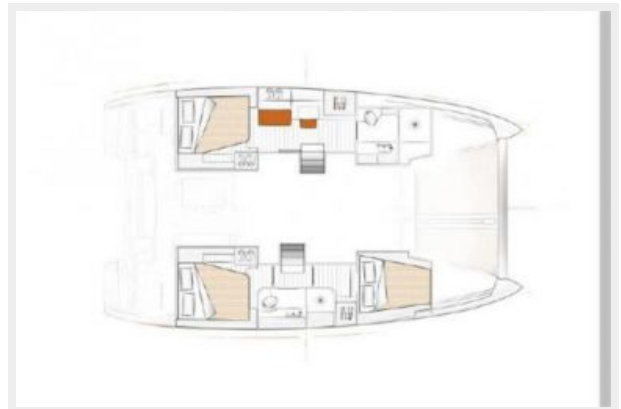
9



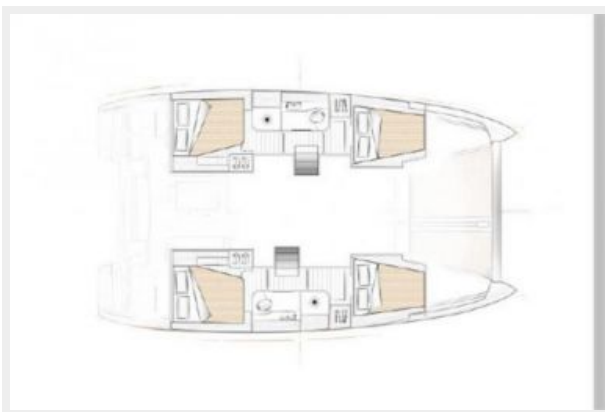
10



11



12



13



14



15



16



17



18



CONTACTS

Andrey Shestakov, leading yacht broker of the sales department of Shestakov Yacht Sales Inc. Shestakov Yacht Sales Inc., the official representative of the Miami/Fort Lauderdale FL headquarters.

Contact details

Email: andrey@shestakovyachtsales.com

Web: shestakovyachtsales.com/en/

Telephones

USA: +1(954)274-4435

Office hours

Monday – Saturday: **9:00 - 21:00** EDT

Sunday: **closed**

Address



Harbour Towne Marina, 850 NE 3rd St,
STE 213, Dania, FL 33004