

## LUCILLE — PURSUIT



**Builder:** PURSUIT

**Year Built:** 2018

**Model:** Motor Yacht

**Price:** PRICE ON APPLICATION

**Location:** United States

**LOA:** 37' 11" (11.56m)

**Beam:** 12' 0" (3.66m)

**Min Draft:** 2' 2" (0.66m)

**Max Draft:** 3' 1" (0.94m)

**Cruise Speed:** 24 Kts. (28 MPH)

**Max Speed:** 40 Kts. (46 MPH)

Our experienced yacht broker, Andrey Shestakov, will help you choose and buy a yacht that best suits your needs **Lucille — PURSUIT** from **our catalogue**. Presently, at **Shestakov Yacht Sales Inc.**, we have a wide variety of yachts available on **our sale's list**. We also work in close contact with all the big **yacht manufacturers** from all over the world.

If you would like to buy a yacht **Lucille — PURSUIT** or would like help answering any questions concerning purchasing, selling or chartering a yacht, please call **+1(954)274-4435**

# TABLE OF CONTENTS

TABLE OF CONTENTS	2
SPECIFICATIONS	4
Overview	4
Basic Information	4
Dimensions	4
Speed, Capacities and Weight	4
Accommodations	5
Hull and Deck Information	5
Engine Information	5
DETAILED INFORMATION	6
Cabin	6
Galley	6
Head	7
Helm	7
Deck	8
Fishing Features	8
Cockpit	9
Hull and Exterior	9
Hardtop and Windshield	10
Electronics	10
Mechanical	11
Generator	12
Water System	12
Upgrades	12
Exclusions	12
Exclusions	13
Disclaimer	13
PHOTOS	14

---

Cockpit	14
Cockpit	14
Fish Box	14
Helm	14
Control Panel	14
Helm Chair	14
Cabin	14
Cabin	14
Galley	15
Seating	15
Television	15
Seating	15
Head	15
Engines	15
Side Deck	15
Bow	15
Starboard	16
Port	16
Running	16
<b>CONTACTS</b>	<b>17</b>
Contact details	17
Telephones	17
Office hours	17
Address	17

---

# SPECIFICATIONS

---

## Overview

---

LUCILLE is a stylish, like-new Pursuit OS 355 with low hours. Capable of handling rough seas with ease and reaching a top speed of nearly 44 mph there isn't anywhere you can't explore. The upgraded rod holders and downriggers makes LUCILLE a fisherman's dream boat. With plenty of seating and a large cockpit you can take the whole family with you. Don't miss out on this excellent opportunity!

## Basic Information

---

**Category:** Motor Yacht

**Model Year:** 2018

**Year Built:** 2018

**Country:** United States

## Dimensions

---

**LOA:** 37' 11" (11.56m)

**Beam:** 12' 0" (3.66m)

**Min Draft:** 2' 2" (0.66m)

**Max Draft:** 3' 1" (0.94m)

**Clearance:** 9' 9" (2.97m)

**MFG Length:** 35' 0" (10.67m)

## Speed, Capacities and Weight

---

**Cruise Speed:** 24 Kts. (28 MPH)

**Cruise Speed Range:** 320

**Max Speed:** 40 Kts. (46 MPH)

**Max Speed Range:** 239 Kts.

**Displacement:** 16620 Pounds

**Water Capacity:** 50 Gallons

**Holding Tank:** 22 Gallons

**Fuel Capacity:** 375 Gallons

---

## Accommodations

---

**Total Cabins:** 1

**Total Berths:** 2

**Sleeps:** 4

**Total Heads:** 1

---

## Hull and Deck Information

---

**Hull Material:** Fiberglass

---

## Engine Information

---

**Engines:** 2

**Manufacturer:** Yamaha

**Model:** F350 (V8)

**Engine Type:** Outboard

**Fuel Type:** Diesel

---

# DETAILED INFORMATION

---

## Cabin

---

- Molded Acrylic Access Door with Secondary Framed Screen Door and 316L SS Locking Latch
- Cabin Entry Steps with Custom Handrail and Wood Treads
- Molded Cabin Hull Liner with Custom Solid Wood Tongue and Groove Floor Accents, Mechanical Access, Drainage and Sound Damping Insulation
- Molded Cabin Deck Liner with Sound Damping Insulation
- 240V/60 Cycle Interior Air Conditioning with Reverse Cycle Heat and Sound Shield. 16,000 BTU
- Pursuit Digital Media Ready Entertainment Center with 28" LED TV and Dedicated, Amplified TV Audio System
- JL Audio Stereo Speakers (2)
- Electrically Actuated Custom V-Berth Seating with Fixed Cushions that Converts into Queen size Berth
- Solid Wood Table with Power Adjustable Pedestal
- Forward Hardwood Framed Accent Mirror
- Hull Side Windows Port and Starboard in Forward Berth with Accordion Style Blinds
- Forward Gunwale Storage Shelves Port and Starboard
- Forward Outboard Storage Compartments Port and Starboard
- 7.5 cu. ft. In Floor Storage with Solid Wood Hatch
- Cedar Lined Hanging Locker with Automatic LED Light
- Flush Mounted Opening Foredeck Hatch with Screen
- 316L Stainless Steel Opening Port Lights (3) with Screen
- Mid-berth Recessed, Wood Framed, Full-size 6" Innerspring Mattress with Filler Cushion
- Mid-berth Hanging Locker and Storage to Portside
- Mid-berth Horizontal Rod Storage for (4) Rods
- 12V Outlet (1) and Dual USB Charger (1)
- Six Switch Panel with LED Floor Accent Light (2), Overhead Dinette Light Fwd Reading Lights (2), Overhead Galley Lights (2), Dedicated Galley Surface Light (1) and Table Actuator
- CO Monitor

## Galley

---

- Corian® Galley Counter Top with Backsplash and LED Cabinet Surface Lighting
- Stainless Steel Sink with Cutting Board Cover, Overboard Drain and Stainless Clad Composite Thru Hull Fitting

- Pressurized Hot/Cold Mixing Valve and Faucet
- Galley Lower Storage Cabinet with Maple Drawers (3), Dedicated Storage and Trash Can
- Galley Pantry Storage Locker with Storage Shelves and Hardwood Keepers with Corian Top
- Galley Upper Cabinet Storage with Doors and Corian Top
- 12V, 4.6 cu. ft. Stainless Steel Refrigerator
- 12V LED Overhead Light (2)
- 240V Dual Burner Glass Cook Top with Touch Controls and Pop-up Pot Holders
- 120V 1.1 cu. ft. Stainless Steel Faced Microwave Oven
- 120V Outlet with GFI Protection (1)
- Fire Extinguisher
- 316L Stainless Steel Opening Port Light with Screen

---

## Head

---

- Fiberglass Enclosed Head Compartment with Non-Skid Pattern Area
- Custom 1 1/4" Wood Framed Entrance Door with Custom Latch and Full Length Mirror
- Corian® Countertop with Storage Cabinet Below
- Designer Sink with Pressurized Hot/Cold Faucet
- Vacuum Flush Marine Head with 22 Gallon Holding Tank, Macerator Discharge Pump, Stainless Steel Deck Pump-out Fitting and Bronze Thru Hull Fitting with Seacock
- Fiberglass Toilet Seat Cover
- Full Height Linen Closet with Shelves and Acrylic Bi-Fold Shower Divider
- 316L Stainless Steel Opening Port Light with Screen
- Vanity Storage Cabinet with Shelves and Vanity Mirror
- Toilet Tissue Holder
- Grab Rail / Towel Rack
- Shower with Hot/Cold Mixing Valve, Shower Wand and Adjustable Height Bar
- Shower Sump Box Drain with Automatic Discharge Pump
- Two Switch Panel with Overhead LED Lights (2) LED Floor Accent Light (1)
- 120V Outlet with GFI Protection (1) (Inside Upper Vanity Cabinet)

---

## Helm

---

- Molded Fiberglass Aft Tilting Helm with Instrumentation Visor, Electronics Mounting Surface, Fold Out Fiberglass Footrest / Platform and Safety Lanyard
- 316L Stainless Steel Steering Wheel with Control Knob and Non-Slip Grip on Sport Tilt Plus Helm
- 12V Panel with Illuminated Carling® Rocker Switches

- Port and Starboard Heavy Duty Pantographic Windshield Wiper System with Washer Control
- Compass
- Trim Tab Control Panel and Indicator
- Bow Thruster Joy Stick Control
- Waterproof JL Head Unit with Full Function Display
- Two 12V Outlets (2) and Dual USB Charger (1)
- Helm Drink Holders (2) in Side Panel
- Helm Fire Extinguisher
- Yamaha® Command Link Plus Display

---

## Deck

---

- Hull and Deck Joint: Mechanically Fastened and Includes Aluminum Backing Plates At Cleat Locations
- Rub Rail: High Density PVC with Solid 316L Stainless Steel Insert
- Transom Cap, 316L Stainless Steel
- Molded One Piece Deck and Cockpit Liner with Non-Skid Pattern Area
- Flush Mounted Integral Anchor Locker with Fiberglass Lid including: Horizontal Anchor Windlass with Switch at Helm and Remote at Anchor Locker 316L Stainless Steel through Stem Anchor Roller with 8" Mooring Cleat, Chain Binder 22lb Stainless Steel Plow Style Anchor, Self-Righting Shackle and 200' Rode (1/2" 8 Plait including 20' of 1/4" G4 Chain)
- Cleats, 316 Stainless Steel, 10" Pop Up (2) Stern, 10" Fixed Spring (2) and (2) Bow
- Molded Recessed Hatches with Gaskets and 316L Stainless Steel Latches and Overboard Drain Tracks
- Molded Transom Walkthrough with Hinged Transom Door, 316L Stainless Steel Latch and Magnetic Catch
- Self-Draining Cockpit with Bronze Ball Valve at Hull Side
- Bow Rail, one-piece, welded 316L Stainless Steel, with 1 1/4" Top Rail and 1" Stanchions
- Foredeck Hand Rails, 316L Stainless Steel
- Transom Grab Rails, 316L Stainless Steel, (port & starboard)
- Navigation Lights, LED, 2 mile
- Molded Non-Skid Steps in Splashwell for Athwartship Access
- Foredeck Hatch, 17" x 17", Flush with Adjuster and Screen
- Opening Port Lights (5) with Screen and Stainless Steel Frame
- Port and Starboard Pantographic Windshield Wipers with Fresh Water Washer System

---

## Fishing Features

---



- Rod Holders (4), Stainless Steel, in Gunwale
- Lighted Oceana Blue 28 Gallon Recirculating Livewell
- Under Gunwale Rod Storage (port & starboard)
- Fish Boxes, Insulated, and Diaphragm Pumps with Overboard Discharge (Port and Starboard)
- Cockpit Tackle Center
- Integrated Corian Cutting Board on Transom

## Cockpit

---

- Custom Cockpit Upholstery with Dri-Fast Foam and Mesh Backing
- Captain's Chair with Swivel Base, Foldable Armrests, Fore and Aft Adjustment and Flip-up Bolster
- Molded Port Bridge Lounge Seating with Large Backrest, Folding Arm, Molded Footrest & Port Articulating Armrest
- Pursuit Cockpit JL Audio Entertainment System: 12V Bluetooth® Compatible Stereo System, JL Speakers (7 Total, 4 in Hardtop, 2 Interior, & Subwoofer), Amplifier, Remote at Helm & Ext Antenna
- Molded Entertainment Center with Sink, Hot/Cold Mixing Faucet, Electric Grill, Cutting Board, 120v Outlet with GFI Protection and Hinged Fiberglass Lid and Doors
- Molded Port and Starboard Aft Facing Seats with Insulated Storage Below
- 1.3 cu. ft. Bridgedeck Refrigerator/Freezer with Fiberglass Lid
- Folding Transom Seat with Patented Adjusting Backrest
- Three (3) 316L Stainless Steel Drink Holders on Bridges Lounge, Two (2) Acrylic Drink Holders at Helm and Two (2) 316L Stainless Steel in Gunwale
- Cockpit Machinery Access Hatch
- Fresh Water Wash with Hot/Cold Mixing Valve and Chrome over Brass Pull-out Sprayer at Transom Door
- Raw Water Outlet in Cockpit with Quick Connect Fittings and 25' Hose
- LED Cockpit Accent Lights (7) with Waterproof Switch in Cockpit
- 316L Stainless Steel Foredeck Grab Rails (Port and Starboard)

## Hull and Exterior

---

- Pursuit Fresh White Gelcoat
- Hand Laminated Hull with Vinyl Ester Resin and Engineered Fabrics
- 5 Ply Resin Infused Composite Transom System with Patented Transom Reinforcement Grid
- Infused Fiberglass Structural Grid System with Molded Finish and Integrated Bilge Water Management System
- Foam Filled Structural Grid

- Bronze Thru Hull Fittings Below Water Line
- Chrome over Bronze Thru Hull Fittings Below the 7 Degree Heel Line
- Stainless Clad Composite Thru Hull Fittings Above the 7 Degree Heel Line
- Bronze Garboard Drain
- Trim Tabs, Lenco Electric with Auto-Retract
- Bow Eye, 5/8" 316L Stainless Steel
- Integrated Transom Platform Extensions Outboard of Engines
- Boarding Ladder, 4-Step Telescopic, Mounted in Hull Platform
- Anchor System, Integrally Molded Thru-Stem
- Bow Thruster, 3.0 HP (2.2 kW) with Group 31 AGM Battery, Switch and Fuse
- Molded Hull Side Frameless Tempered Glass Windows
- Dedicated Transducer Location
- Forward Hull One (1) 1100 GPH Bilge Pump with Automatic Float Switch

---

## Hardtop and Windshield

---

- Molded Fiberglass Hardtop Integrated Visor
- Powder Coated Aft Structural Hardtop Supports with Rod Holders (4)
- Custom Windshield System with Optically Clear Laminated Windshield Glass, Tempered Side Glass with Infused Fiberglass Frame and Electrically Actuated Center Vent Window
- Custom Stainless Steel Ratcheting Anchor/Stern Light with Burgee Rings and USA Flag
- Four (4) Tri Color LED Lights
- Indirect Lighting Over Dash
- Aft Facing Spreader Light
- 316L Stainless Steel Fore/Aft Underside Grab Rails
- 316L Stainless Steel Fore/Aft Topside Grab Rails
- Integrated Stereo Speakers (4)
- 60 mil Strataglass™ Side Curtains
- 3 Piece Drop Curtain
- Integrated Life Jacket Storage
- Integrated Port & Starboard Overhead Glove Boxes
- Horn, Trumpet
- Port and Starboard Ventilation Hatches with Screens
- Fiberglass Hardtop with Dedicated Radar, Antenna and Outrigger Locations

---

## Electronics

---

- 2x Garmin touch screen displays
- Garmin Radar GMRxHD24" Dome
- Garmin VHF 210

- Garmin Auto Pilot
- Auto Pilot Remote
- Yamaha gateway for Garmin
- UL® Rated Fully Tinned, Color Coded Copper Wire
- Custom In-House Built, Heat Sealed, Mechanically Crimped, Color Coded Battery Cables
- Custom In-House Built, One-Piece Electrical Harness with Water Proof Connectors and Chafe Protection
- Powder Coated, Aluminum, Screen Printed (Front and Back) Battery Switch and Breaker Panel
- Bonding System: Thru Hull Fittings Below Water Line, Trim Tabs, Zinc Anode and Garboard Drain
- Six Battery System: Port Engine (1), Center Engine (1), Starboard Engine (1), Bow Thruster (1) (AGM) and House (2) (AGM)
- Single 240V 50 Amp 60 Cycle Dockside Power Connection
- 240V 50 Amp 50' Dockside Power Cord with Wireless/Switch Operated Electric Cord Retract Reel
- Isolation Transformer
- One (1) 40 Amp Battery Charger for House, Electronics and Bow Thruster Batteries
- One (1) 20 Amp Battery Charger for Engine Cranking Batteries
- One Grounding Bus Bar
- Electronics Fuse Block

## Mechanical

---

- Molded Interior White Gel Coat
- Molded Hatch with Gasket and Stainless Steel Gas Springs
- Molded Bilge Sump Area
- Mechanical Space Access Step
- One Low Profile 900 GPH Bilge Pump with Integrated Float Switch, One 1500 GPH Bilge Pump with High Water Float Switch and Alarm with SS Clad Composite Thru Hull Fittings
- Fresh Water Pump with Filter
- Raw Water Pump, Seacock and Thru Hull Fitting
- Livewell Cyclone Pump with Bronze Sea Strainer, Seacock and Thru-hull Fitting
- Dedicated Fish Box Diaphragm Evacuation Pumps
- Teleflex Power Steering Pump
- EPA Compliant Lined 388 Gallon Rotomolded Fuel Tank with Engine Pickups, Shutoff Valves, Digital Level Indicator and Deck Fuel Fill Plates
- Custom Built Fuel Lines with Mechanically Crimped Fittings
- Yamaha® Water Separating Fuel Filter with Primer Bulb for each Engine

---

## Generator

---

- 240V/60 Cycle 8.0 kW Fischer Panda® Diesel Generator with Sound Shield and Service Slide
- EPA Compliant Lined 24 Gallon Rotomolded Fuel Tank with Engine Pickup, Shutoff Valves, Digital Level Indicator, Water Separating Fuel Filter and 316L Stainless Steel Deck Fill Plate
- Fire Suppression System

---

## Water System

---

- 50 Gallon Water Tank with Level Indicator and 316L Stainless Steel Deck Fill Plate
- Premium Sea Tech Color Coded Water Hose System with Mechanically Crimped Ends
- Pressure Sensing/Variable Speed Pump
- Fresh Water Distribution Manifold with Dedicated Valves
- Dockside Fresh Water Inlet with Pressure Regulator
- 6 Gallon Stainless Steel Water Heater, 240V/60 Cycle
- Cockpit Shower with Hot/Cold Mixing Valve

---

## Upgrades

---

- Custom Canvas Enclosure (Black/Linen)
- Upgraded bottom paint package
- Folding Starboard gunwale seat
- Molded cockpit table with dedicated storage
- Garmin VHF 210
- Garmin Auto Pilot
- Auto Pilot Remote
- Wire for Downriggers
- 4 - Burnewiin Sockets Stainless Steel
- Burnewiin Downrigger mounts and adaptors
- Transom rod holders
- Webasto Heater Airtop 55

---

## Exclusions

---

All personal property is excluded unless specifically identified and included in the sale agreement and listing specifications. Personal property refers to all items not permanently attached to the vessel including but not limited to artwork, furnishings, and recreational or entertainment items. Advertisements, marketing materials, and/or

other photography may depict the vessel with personal property, however, such personal property is excluded unless otherwise specifically included as provided herein.

## **Exclusions**

---

Owner's personal belongings.

## **Disclaimer**


---

The Company offers the details of this vessel or yacht in good faith but cannot guarantee or warrant the accuracy of this information nor warrant the condition of the vessel. A buyer should instruct his representatives, agents, or his surveyors, to investigate such details as the buyer desires validated. This vessel or yacht is offered subject to prior sale, price change, or withdrawal without notice.


# PHOTOS

---


**Cockpit**



**Cockpit**




**Fish Box**



**Helm**




**Control Panel**




**Helm Chair**



**Cabin**



**Cabin**



**Galley**



**Seating**



**Television**




**Seating**




**Head**




**Engines**



**Side Deck**



**Bow**




**Starboard**



**Port**



**Running**





# CONTACTS

---

Andrey Shestakov, leading yacht broker of the sales department of Shestakov Yacht Sales Inc. Shestakov Yacht Sales Inc., the official representative of the Miami/Fort Lauderdale FL headquarters.

## Contact details

---

Email: **andrey@shestakovyachtsales.com**

Web: [shestakovyachtsales.com/en/](https://shestakovyachtsales.com/en/)

## Telephones

---

USA: **+1(954)274-4435**

## Office hours

---

Monday – Saturday: **9:00 - 21:00** EDT

Sunday: **closed**

## Address

---



Harbour Towne Marina, 850 NE 3rd St, STE 213, Dania, FL 33004