

HIGH RISE — HARGRAVE



Builder: HARGRAVE

Year Built: 2010

Model: Motor Yacht

Price: PRICE ON APPLICATION

Location: United States

LOA: 101' 0" (30.78m)

Beam: 21' 0" (6.40m)

Max Draft: 6' 6" (1.98m)

Cruise Speed: 15 Kts. (17 MPH)

Max Speed: 20 Kts. (23 MPH)

Our experienced yacht broker, Andrey Shestakov, will help you choose and buy a yacht that best suits your needs **HIGH RISE — HARGRAVE** from our catalogue. Presently, at Shestakov Yacht Sales Inc., we have a wide variety of yachts available on our sale's list. We also work in close contact with all the big yacht manufacturers from all over the world.

If you would like to buy a yacht **HIGH RISE — HARGRAVE** or would like help answering any questions concerning purchasing, selling or chartering a yacht, please call **+1(954)274-4435**

TABLE OF CONTENTS

TABLE OF CONTENTS	2
SPECIFICATIONS	4
Overview	4
Basic Information	4
Dimensions	5
Speed, Capacities and Weight	5
Accommodations	5
Hull and Deck Information	5
Engine Information	5
DETAILED INFORMATION	6
Key Features	6
Vessel Walkthrough	6
Mechanical/ Electrical Equipment	8
Interior Equipment	9
Exterior Equipment	10
Audio and Visual Equipment	11
Electronics	11
Galley Equipment	13
Additional Features and Upgrades	14
Exclusions	14
Exclusions	14
Disclaimer	14
PHOTOS	15
97'HARGRAVE_HIGHRISE__WEB-80	24
CONTACTS	26
Contact details	26
Telephones	26
Office hours	26

Address	26
---------	----

SPECIFICATIONS

Overview

It is abundantly clear when stepping on "*High Rise*" why Hargrave Custom Yachts has maintained its position as one of the top brands in the mid-sized luxury yacht market. This is one of the largest volume of 100'+ on today's market. "*High Rise*" has been methodically upgraded over the past 3 years by experienced owners and their captain. There has been no expense spared in making this 2010 101' Hargrave the nicest yacht in her class. So much so, the current owners would be willing to charter the boat back for a minimum of 6-weeks. **Notable work and Key Features:**

- Meticulously maintained by a full-time crew of 5
- Brand new paint - 2021
- Flexible layout with an on-deck master, a second full-beam master below, and two twin staterooms both of which convert to queen beds. The starboard stateroom also has a pullman.
- Interior refit in (2019)
- All exterior soft goods replaced (2019)
- New Teak Decks (2019/2020)
- New Garmin Electronics on the flybridge (2019)
- New Sea Recovery Aquamatic XL Watermaker (2019)
- HD7 satellite dome with new Crestron system with Ipad controls
- Chefs galley with Subzero & GE Profile appliances
- Low Hours (2500) on meticulously maintained Caterpillar C32 engines. \$100,000 spent on routine and preventive maintenance in 2019.

Basic Information

Category: Motor Yacht

Sub Category: Flybridge

Model Year: 2010

Year Built: 2010

Refit Year: 2021

Refit Type: Interior/ Exterior/ Mechanical

Country: United States

Vessel Top: Enclosed P.H. W/Sundeck

Fly Bridge: Yes

Dimensions

LOA: 101' 0" (30.78m)**LWL:** 89' 2" (27.18m)**Beam:** 21' 0" (6.40m)**Max Draft:** 6' 6" (1.98m)

Speed, Capacities and Weight

Cruise Speed: 15 Kts. (17 MPH)**Max Speed:** 20 Kts. (23 MPH)**Gross Tonnage:** 191 Pounds**Water Capacity:** 600 Gallons**Holding Tank:** 200 Gallons**Fuel Capacity:** 3200 Gallons

Accommodations

Total Cabins: 4**Total Berths:** 7**Sleeps:** 9**Total Heads:** 5**Crew Berths:** 5**Crew Sleeps:** 6

Hull and Deck Information

Hull Material: Fiberglass**Hull Configuration:** Semi-Displacement**Hull Color:** White**Hull Designer:** Jack Hargrave**Exterior Designer:** Jack Hargrave**Interior Designer:** Jack Hargrave

Engine Information

Engines: 2**Manufacturer:** CAT**Model:** C32**Engine Type:** Inboard**Fuel Type:** Diesel

DETAILED INFORMATION

Key Features

It is abundantly clear when stepping on "*High Rise*" why Hargrave Custom Yachts has maintained their position as one of the top brands in the mid sized luxury yacht market. This is one of the largest volume 100'+ on today's market. "*High Rise*" has been methodically upgraded over the past 3 years by experienced owners and their captain. There has been no expense spared in making this 2010 101' Hargrave the nicest yacht in her class. So much so, the current owners would be willing to charter the boat back for a minimum of 6-weeks.

Notable work and Key Features:

- Meticulously maintained by a full-time crew of 5
- Currently, getting a full paint job (expected to be complete November 2020)
- Flexible layout with on-deck master, a second full-beam master below, and two twin staterooms both of which convert to queen beds. The starboard stateroom also has a pullman.
- Interior refit in (2019)
- All exterior soft goods replaced (2019)
- New Teak Decks (2019/2020)
- New Garmin Electronics on the flybridge (2019)
- New Sea Recovery Aquamatic XL Watermaker (2019)
- HD7 satellite dome with new Crestron system with Ipad controls
- Chefs galley with Subzero & GE Profile appliances
- Low Hours (2500) on meticulously maintained Caterpillar C32 engines. \$100,000 spent on routine and preventive maintenance in 2019.

Vessel Walkthrough

Boarding "*High Rise*" from either the port or starboard side you step aboard her spacious eight foot headspace covered aft deck with seating for 12 guests at a large high gloss wooden table. There is a mini bar for serving up cool refreshing beverages and a large flat screen TV to kick back and relax at the dock. Teak stairs on both the port and starboard side lead down to the oversized swim platform as well as access to the lazarette and engine room. There is also a staircase which leads up to the sun deck on the starboard side.

Entering the full beam main salon through large double glass doors you will find a comfortable seating area with a stylish L shaped settee, coffee table, and large screen TV. On the starboard side is a full bar with a marble counter top and bar stools for three guests. The interior volume creates a feeling of a much larger vessel.

Forward of the main salon is a formal dining room with a beautiful high gloss dining table and seating for eight. This room is flooded with natural light from the large windows on both port and starboard side of the vessel unless the roman shades are lowered for a more intimate ambiance.

Continuing forward through the vessel you enter the starboard side companionway. The high gloss woodwork is found throughout the interior of the yacht creating a nice flow of design. On the port side of the companionway you enter the galley which is strategically located close to the formal dining room. The Galley includes very large sub zero refrigerator and freezer as well as two sinks located on opposite sides to help the chef and crew work simultaneously in the kitchen on food prep. This yacht is thoughtfully designed in such a way to elevate the level of service crew can provide and be used in charter as well as private owner use.

Further forward in the companionway you find stairs leading to the wheelhouse and a day-head. Next you enter the on deck master. The on deck master boasts a king size berth, built in cabinets, and large windows on both the port and starboard side of the room providing beautiful views from the bed when the roman shades are up. The master suite has a large ensuite with his and her sinks and a spacious shower.

Moving below deck you find a second master or a large VIP all the way aft. This stateroom is full beam and boasts a king size berth, his and hers cedar lined wardrobes, and a large his and her ensuite. This second master is actually larger volume than the on deck Master however she does not include the same breathtaking views. Having two masters is ideal for a yacht which charters.

Still below deck there are two twin staterooms mirroring one another forward of the second Master. What's unique about these staterooms and which is also ideal for a yacht that plans to charter is that the twin berths in each stateroom covert to a queen size berth. This provides much more flexibility for guests sleeping arrangements. One of the twin staterooms also includes a Pullman ideal for children. All of the staterooms are ensuite.

Below deck there is also a foyer with a refrigerator and breakfast nook again allowing the crew to better serve guests aboard. Behind a glass door is a hidden laundry area equipped with three full size washer and dryers as well as folding and ironing area. Also hidden from guests view is a passageway into the crew quarters.

The crew quarters on High Rise is one of the nicest and roomiest for a yacht this size. The crew quarters include a Captains cabin with a queen size berth and two cabins with twin bunk beds in each, all ensuite.

Ascending the stairs to the wheel house you find a large and comfortable air conditioned wheel house with a plush bench and lounge area for the curious guest who would like to watch the captain at work or owner operators.

One of the most utilized areas on High Rise is her massive sundeck complete with large Jacuzzi, full size bar, and grill station. There is a tender davit on this level allowing the vessel to carry up

to a 17' tender as well as jet skis and other water toys. Half of the sun deck is uncovered for those who wish to sunbathe and feel the wind in their hair and the forward half is shaded with a large L shaped lounge area, cocktail tables, and a covered helm station.

High Rise cruises at 15 knots powered by twin C32 diesel engines reaching topspeeds of 20 knots.

Mechanical/ Electrical Equipment

- **New (2019) Sea Recovery Aquamatic XL 3400 GPD water maker**
- Cruise Air chilled water system (4 x 3-ton units), **In 2019 chiller 1 & 3 were replaced with upgraded titanium cored units.**
- **New (2019) Main engine exhaust wraps**
- **New (2019) New generator mufflers and exhaust plumbing to exit bypass main engines to discharge on the transom**
- **New (2019) (2) One-way exhaust cables**
- **(2019) Engines went through a meticulous service to include but not limited to the 2000hr service. Engine Hours are 2430 as 9/9/2020**
- **New (2019) steering hoses**
- Head Hunter waste treatment system
- 5 blade Nial bronze propellers
- Main bronze struts
- Emergency tiller
- Stainless steel rudders
- Remote windlass operation from lower helm and flybridge
- (4) 24v lights and 110v in engine room
- Custom underwater engine exhaust with idle bypass and re-engineered to exit on the stern.
- High volume 24v Groco water pressure pump
- (2) 100-gallon holding tank with indicator
- Fresh water filling in engine room
- 230v, 115v and 60Hz electrical system
- (6) Rule sump pumps
- Valve for dockside pump out
- (8) 200 amp/hr batteries for engine and ship power
- (2) Separate 120 amp/hr batteries for generators
- All batteries in FRP battery boxes
- Main electrical panel with separate AC power control and circuit breaker panel
- Indirect rope lighting under valances in salon, staterooms, crew quarters and galley
- Italian door handle package (chrome)

- Recessed tray ceiling in salon
- Lights in closet on micro switches
- Canaloupe 24v ceiling lights (chrome)
- Roman shades in each bathroom and forward crew cabins
- Exsalto windshield wipers
- (2) 100 AMP galvanic isolator
- Fiberglass hard top with stainless steel supports
- (3) Dolphin 24v AC/DC light transformer 100 AMP
- Security switch for AC power
- Mufflers for main engine bypass
- Double insulated engine room
- Naiad stabilizer system model 302 with Datum control (43" x 30" fins)
- Double back up stabilizer and bow thruster pumps off transmission
- Naiad 36hp proportional hydraulic bow thruster
- Delta T exhaust system
- Sea Fire automatic fire extinguisher system FM 200
- (2) Phasor 38 kW generators with drop exhaust
- Double Racor filters on main engines
- Hot circulating water pump throughout vessel
- (2) Water heaters 30 gallons each
- Single anchor system Maxwell VWC 4000 with 200 lb anchor and 300' of chain
- Glendinning CM8 - 100amp cabledmaster with 125' cord at port
- 100amp shore power plugs (2) starboard side of transom
- Glendinning controls upper and lower station with one remote
- Tide Seal dripless rudder logs and shaft
- **New (2019) Jabsco emergency bilge pump 18330**
- Dolphin battery chargers: (1) 80amp (24V), (1) 130amp (24V), (1) 130amp (12V)
- Safety handrails around perimeter of main engines
- Reverso oil change pump for engines, transmissions, and generators
- Fuel transfer pump with fill write fuel meter. **In 2019 both pump motors were replaced**
- Two coats of vinylester resin below waterline
- Generators back ends completely redone from 30 AMP to 50 AMP

Interior Equipment

- **Interior refit in 2019 included all new soft goods (salon sofa, salon carpet, bar stools, dining room chairs, carpet leading to lower guest accomodation)**
- Kohler Conical Bell Biscuit sinks in on deck master (2), lower master (2), port and starboard and day head
- Kohler Caxton sinks in captain and crew port and starboard heads
- Kohler Compass Sink K229896

- Biscuit under counter in salon bar
- Awlgrip finish in showers
- Marble floor in day head
- Marble shower seat, walls and floor in on deck and lower Master EnSuite
- Marble counter top in lower foyer
- Marble shower seat and floor in starboard guest EnSuites
- Marble shower seat in crew Ensuites
- Split berth with wheels in port and starboard guest cabin to make full sized bed
- (10) Headhunter heads with (2) 110volt pumps and 24v pump
- Vimar electrical switches with (9) dimmers
- Nutone central vacuum system with (8) outlets
- SamDam KPro insulation between on deck master wall and guest cabins
- Owner safe in master cabin
- Grohe plumbing fixtures and hardware
- WDI sound proof floor in galley
- Majilite upholstered walls
- Crown molding in lower foyer, port guest, starboard guest, on deck master, master day head, pilothouse, and salon
- Concealed doors in lower foyer
- ISE GN1100CHRM instant hot dispenser w/SSTFLTR S/S hot water tank in galley
- Bottle storage in salon
- Pneumatic sliding hatch powered by air compressor from pilothouse to flybridge. **Rebuilt (2019)**

Exterior Equipment

- **New (2020) EZ2CY enclosure**
- **New (2019) aft deck table with compass rose inlay**
- **New (2020) 5x aft deck chairs**
- **New (2020) teak aft deck**
- **New (2019) teak swim platform**
- **New (2019) Exterior soft goods (Cushions, Covers, & aft deck privacy screen)**
- Fiberglass hardtop with custom retractable top. **Canvas top was replaced in 2018**
- Single masthead light on hard top
- Hargrave style mast
- Access hatch on aft deck to crew pull down with ladder
- Stainless steel corner hawse pipe with roller and cleat at port and starboard side of aft deck
- Kahlendberg air horn
- (2) GFI at helm console and BBQ on flybridge
- Six large port lights 24" (H) x 12" (W) without covers
- (8) bow deck lights, waterproof

- Enclosed FRP box with seat for storage on bow

Audio and Visual Equipment

- Sony 42" TV in Salon and Master Stateroom
- Sony 43" TV in on-deck Master Stateroom
- Sony 21" TV in starboard guest
- Panasonic 20" TV in port stateroom
- LG 26" LCD TV in pilothouse/settee
- Sony 32" LCD on aft deck
- Three Samsung 15" in crew quarters (forward and aft)
- Kenwood Digital tuner DT7000S
- Sony Video DVD Combo
- Sony digital audio video control center with 7-channel amplifier
- Russound speaker selector
- I-Mix digital audio recorder with CD Player
- Sony 400 CD/DVD player DVPCX985V
- Parasound pre-amplifier
- Parasound HCA1500A amplifier
- Xantech 49090 Micro Link "plasma friendly" infrared receiver x 1 (aft deck)
- Niles VCS100R x 3 (port, starboard and VIP staterooms)
- Xantech VCIRCFL speaker volume control with IR receiver x 3 (flybridge, master stateroom and pilothouse)
- (6) Pair Speaker Craft speakers (staterooms and pilothouse/galley)
- New (2019) (4) Pairs JL Audio MX880 Marine speakers (aft deck and flybridge)
- (5) Bose speakers (salon)
- Anthony Gallo 11" subwoofer (salon)
- (9) DirecTV HD receivers

Electronics

Upper Helm:

- Danforth compass 5" in upper helm
- Garmin 15" LCD Color Display mounted in upper helm
- Garmin CBB NT Radar/Plotter mounted in upper helm
- Simrad AP 25 Second Station mounted in upper helm
- Simrad AP 25 Extension Cables mounted in upper helm
- Raymarine ST 60 + Depth Display mounted in upper Helm

- Raymarine ST 60 + Graphic Display mounted in upper helm
- ICOM ICM604 black mounted in upper helm
- ICOM Command MIC III black mounted in upper helm
- Garmin 15" LCD Color Display mounted in upper helm for radar and Nobeltec Nauticomp Mouse, Panel Mount mounted in upper helm

Lower Helm:

- Masters M1731 17" display mounted in lower helm
- Four Masters 24V power supply mounted in lower helm
- Furuno 1954CBB NT 6' O.A. 12KW mounted in lower helm
- Furuno ARP 11 Target Plotter mounted in lower helm
- Furuno DFF1 Digital Network Sounder VX2 mounted in lower helm
- Simrad AP 25 with AC20 and RPU 80 mounted in lower helm
- Simrad AP 25 extension cables mounted in lower helm
- (2) Raymarine ST 60 + Depth Display mounted in lower helm
- Raymarine ST 60 + Speed System mounted in lower helm
- Raymarine ST 60 + Wind System mounted in lower helm
- ICOM ICM604 black mounted in lower helm
- ICOM Command MIC III black mounted in lower helm
- Furuno GP 37 DGPS+WAAS combination mounted in lower helm
- (4) Masters M1731 17" display mounted in lower helm screen
- Concord computer 24VDC power supply mounted in lower helm
- Concord RF keyboard/mouse interlink mounted in lower helm
- Concord color fax, printer, scanner mounted in lower helm
- Furuno FA 150 AIS system mounted in lower helm

Additional Equipment:

- (2) Digital 16' 10DB VHF white mounted @ Flybridge
- (2) Newmar Hailer Horn 60/40 mounted @ hard top
- New (2018) HD 7 Satellite System/Dome installed
- Concord computer
- Nobeltec Admiral 9.0
- Nobeltec Passport Deluxe US Region Florida East Coast and Keys
- Nobeltec Passport Deluxe Bahamas Reg9
- Pelco 2 CAM system 1 PTZ @ ER fixed @ aft deck
- Digital 500 Series 4' Marine AIS mounted @ hard top
- ACR RCL 100B 24V spotlight system mounted @ hard top controls flybridge and Lower helm
- Panasonic PH 824 Adv Hybrid KSU
- (8) Panasonic PH T7731B speaker phone
- (2) Panasonic PH cordless multiline
- KVH Tracphone F33
- KVH M7 control panel

- Newmar 3212 converter 50 AMP
- New computer and all new navigation software in pilot house

Galley Equipment

Galley:

- SubZero 700TC S/S built-in refrigerator with freezer drawers
- SubZero 700TCI S/S ice maker and freezer drawers
- GE Profile PP950SMSS cook top
- (2) GE Profile PT916SMSS S/S oven
- Broan 643004 hood
- (2) Broan HLB6 blower with 427 transitions
- GE Profile PEB2060SMSS S/S microwave
- GE Profile PDW7980NSS S/S dishwasher
- (2) GE GFC720F disposals

Salon:

- (2) Avanti WC493B black wine coolers
- New (2020) Uline icemaker under bar

Flybridge:

- New (2020) Virtifrigo refrigerator drawers under bar
- Uline BI2115 white ice maker

Lower Foyer:

- GE WSXH208HWW white washing machines
- (2) GE DSXH43EFWW white dryers
- Uline 2115R black refrigerator

Crew Quarters:

- Uline 2175R white refrigerator
- GE WSM2420DWW white stacked washer/dryer

Lazarette:

- Kenmore 28442 white freezer
- **New (2019) commercial ice maker, 200lbs per day**

Flybridge:

- **New (2019) (4) chest freezers installed for a total of 26 cubic feet of freezer space**

Additional Features and Upgrades

- Dive tank storage rack in lazarette
- All interior and exterior lights have been upgraded to LED
- New (2019) Aft Deck table in high gloss
- New (2019) Flybridge table 8' in length in high gloss
- Custom aft deck shade/privacy screen
- New (2019) Spa pump motor installed

Exclusions

- Owners Personal Effects- A detailed list is available upon request
- Artwork & Statues
- Fishing Gear
- Sea Bobs
- Foil Board
- The name "High Rise" is reserved




Exclusions

Owner's personal belongings.

Disclaimer


The Company offers the details of this vessel or yacht in good faith but cannot guarantee or warrant the accuracy of this information nor warrant the condition of the vessel. A buyer should instruct his representatives, agents, or his surveyors, to investigate such details as the buyer desires validated. This vessel or yacht is offered subject to prior sale, price change, or withdrawal without notice.


PHOTOS




















97'HARGRAVE_HIGHRISE__WEB-80





CONTACTS

Andrey Shestakov, leading yacht broker of the sales department of Shestakov Yacht Sales Inc. Shestakov Yacht Sales Inc., the official representative of the Miami/Fort Lauderdale FL headquarters.

Contact details

Email: **andrey@shestakovyachtsales.com**

Web: shestakovyachtsales.com/en/

Telephones

USA: **+1(954)274-4435**

Office hours

Monday – Saturday: **9:00 - 21:00 EDT**

Sunday: **closed**

Address



Harbour Towne Marina, 850 NE 3rd St,
STE 213, Dania, FL 33004