

CHELSEA — AMERICAN TUG



Builder: AMERICAN TUG

Year Built: 2003

Model: Trawler

Price: PRICE ON APPLICATION

Location: United States

LOA: 34' 0" (10.36m)

Beam: 13' 3" (4.04m)

Max Draft: 3' 5" (1.04m)

Cruise Speed: 8 Kts. (9 MPH)

Max Speed: 14 Kts. (16 MPH)

Our experienced yacht broker, Andrey Shestakov, will help you choose and buy a yacht that best suits your needs **Chelsea — AMERICAN TUG** from **our catalogue**. Presently, at **Shestakov Yacht Sales Inc.**, we have a wide variety of yachts available on **our sale's list**. We also work in close contact with all the big **yacht manufacturers** from all over the world.

If you would like to buy a yacht **Chelsea — AMERICAN TUG** or would like help answering any questions concerning purchasing, selling or chartering a yacht, please call **+1(954)274-4435**

TABLE OF CONTENTS

TABLE OF CONTENTS	2
SPECIFICATIONS	8
Overview	8
Basic Information	9
Dimensions	9
Speed, Capacities and Weight	9
Accommodations	9
Hull and Deck Information	9
Engine Information	9
DETAILED INFORMATION	10
MAIN DESCRIPTION	10
34 AMERICAN TUG LAYOUT & ACCOMMODATIONS	10
34 AMERICAN TUG GALLEY	11
34 AMERICAN TUG DECK UPPER & LOWER	11
ELECTRONICS / NAVIGATION	12
34 AMERICAN TUG ELECTRICAL SYSTEM	12
34 AMERICAN TUG ENGINE & MECHANICAL EQUIPMENT	13
DISCLAIMER	13
Exclusions	13
Disclaimer	13
PHOTOS	15
1 Chelsea 2003 34' American Tug	15
1a	15
1b	15
2	15
3	15
4 A	15
4 B (1)	15

4 B (2)	15
5	16
6	16
7	16
8	16
9	16
10	16
11	16
12	16
13	17
14	17
15	17
16	17
17	17
18	17
19	17
20	17
21	18
22	18
23	18
24	18
25	18
26	18
27	18
28	18
29	19
30	19
31	19
32	19

33	19
34	19
35	19
36	19
37	20
38	20
39	20
40	20
41	20
42	20
43	20
44	20
45	21
46	21
47	21
48	21
49	21
50	21
51	21
52	21
53	22
54	22
55	22
56	22
56a	22
57	22
58	22
59	22
60	23

61	23
62	23
63	23
64	23
65	23
65a	23
65b	23
66	24
67	24
68	24
69	24
70	24
71	24
72	24
73	24
73A	25
74	25
75	25
75A	25
76	25
77	25
78	25
79	25
80	26
81	26
82	26
83	26
84	26
85	26

85a	26
86	26
86a	27
86b	27
87	27
88	27
91	27
92	27
93	27
94	27
95	28
96	28
97	28
98	28
99	28
100	28
101	28
102	28
103	29
104	29
105	29
106	29
107	29
108	29
109	29
CONTACTS	30
Contact details	30
Telephones	30
Office hours	30

Address

30

SPECIFICATIONS

Overview

INTRODUCING " CHELSEA " AMERICAN TUG 34 HULL # 36 CHELSEA IS " STANDING TALL " AT BEAUTIFUL HALIFAX MARINA DAYTONA BEACH FL. (SLIP IS TRANSFERABLE) CHELSEA IS A PERFECT GREAT LOOP CANDIDATE WITH HER 12' HEIGHT CAPABILITY ! SOME KEY NOTES ;

- Only 1375 Hours on Boat & Engine
- Efficient Cummins 330hp w/8 knt Cruise @ 2.5GPH (1000 Mile Range)
- Complete Cooling System Service - 2020
- Bottom Job Scheduled 11/ 2020
- Onan 5KW Generator (Approx 870 Hrs)
- 6hp Bow Thruster
- Spotless Hull (New Awlcraft Paint 10/18) & Boot Stripe
- New Salon / Galley Flooring (12/17)
- Bristol Interior (Settee / Helm Seat & Companion Seat Reupholstered 6/17)
- Very Clean Engine Room (EZ Access / Great Lighting)
- 2011 Caribe Hard Bottom Tender W/15 HP Honda 4 Stroke W / Electric Davit Winch (spare winch motor included)
- Extra 75LB Fortress Anchor
- Complete Original Boat & Service Manuals

POWERBOAT GUIDE REVIEW The Powerboat Guide calls Tomco Marines American Tug 34 a sought-after coastal cruiser loaded with practical features. It starts with the pilothouse design. The steering station is to starboard behind an ample, sturdy trawler-style windshield, with side doors to access the decks. The high bulwarks make moving around the boat safe and secure. The single-stateroom layout below begins with a large master cabin forward, laid out with a queen-size island berth and direct access to the head compartment, which is designed with a large separate shower stall, along with the usual amenities. Up three steps is the pilothouse. The helm station has good sightlines for docking or picking up a mooring, ample room for charts and electronics, and bench seats for comfort. The L-shaped galley-up is aft in the saloon, to starboard. Standard equipment includes a double-sink, a three-burner stove and an oven, along with a refrigerator/freezer unit and a microwave. The L-shaped lounge along the port side converts to a double bunk. The cabinetry below is finished in teak. Power comes from a standard Cummins 330-hp diesel, accessed through the pilothouse sole.

Basic Information

Category: Trawler

Model Year: 2003

Year Built: 2003

Country: United States

Dimensions

LOA: 34' 0" (10.36m)

Beam: 13' 3" (4.04m)

Max Draft: 3' 5" (1.04m)

Clearance: 14' 9" (4.50m)

Speed, Capacities and Weight

Cruise Speed: 8 Kts. (9 MPH)

Max Speed: 14 Kts. (16 MPH)

Displacement: 20000 Pounds

Water Capacity: 150 Gallons

Holding Tank: 45 Gallons

Fuel Capacity: 400 Gallons

Accommodations

Total Cabins: 2

Total Heads: 1

Hull and Deck Information

Hull Material: Fiberglass

Engine Information

Engines: 1

Manufacturer: Cummins

Model: 6BTA-M3

Engine Type: Inboard

Fuel Type: Diesel

DETAILED INFORMATION

MAIN DESCRIPTION

INTRODUCING "CHELSEA " AMERICAN TUG 34 HULL # 36 CHELSEA IS " STANDING TALL " AT BEAUTIFUL HALIFAX MARINA DAYTONA BEACH FL. (SLIP IS TRANSFERABLE) CHELSEA IS A PERFECT GREAT LOOP CANDIDATE WITH HER 12' HEIGHT CAPABILITY ! SOME KEY NOTES ;

- Only 1375 Hours on Boat & Engine
- Efficient Cummins 330hp w/8 knt Cruise @ 2.5GPH (1000 Mile Range)
- Complete Cooling System Service - 2020
- Bottom Job Scheduled 11/ 2020
- Onan 5KW Generator (Approx 870 Hrs)
- 6hp Bow Thruster
- Spotless Hull (New Awlcraft Paint 10/18) & Boot Stripe
- New Salon / Galley Flooring (12/17)
- Bristol Interior (Settee / Helm Seat & Companion Seat Reupholstered 6/17)
- Very Clean Engine Room (EZ Access / Great Lighting)
- 2011 Caribe Hard Bottom Tender W/15 HP Honda 4 Stroke W / Electric Davit Winch (spare winch motor included)
- Extra 75LB Fortress Anchor
- Complete Original Boat & Service Manuals

POWERBOAT GUIDE REVIEW The Powerboat Guide calls Tomco Marines American Tug 34 a sought-after coastal cruiser loaded with practical features. It starts with the pilothouse design. The steering station is to starboard behind an ample, sturdy trawler-style windshield, with side doors to access the decks. The high bulwarks make moving around the boat safe and secure. The single-stateroom layout below begins with a large master cabin forward, laid out with a queen-size island berth and direct access to the head compartment, which is designed with a large separate shower stall, along with the usual amenities. Up three steps is the pilothouse. The helm station has good sightlines for docking or picking up a mooring, ample room for charts and electronics, and bench seats for comfort. The L-shaped galley-up is aft in the saloon, to starboard. Standard equipment includes a double-sink, a three-burner stove and an oven, along with a refrigerator/freezer unit and a microwave. The L-shaped lounge along the port side converts to a double bunk. The cabinetry below is finished in teak. Power comes from a standard Cummins 330-hp diesel, accessed through the pilothouse sole.

34 AMERICAN TUG LAYOUT & ACCOMMODATIONS

Roomy Forward Stateroom with Island Queen Berth with Built in Night Tables (4)

Drawers beneath bed , and Cedar-lined Hanging Lockers with Automatic Lighting , Ensuite head with Teak/Holly Sole, Large Vanity and Sink , Full-size Shower with Glass Door, and Vacuflush Toilet. Step up on Port Side to Pilothouse, with Helm to Starboard and Bench to Port with Deck Access doors Port and Starboard. Step Down to Salon area, with L-shaped Settee and Beautiful Wood Hi-Lo table to Port, and Galley to Starboard.

- Designers Series Upholstery in Pilothouse and Salon (New 2017)
- Cabinets Trimmed in Solid Teak
- Foam-backed Vinyl Overhead
- Teak Valances in Salon and Pilothouse
- Convertible Settee Sleeps Two
- Stainless Steel Halogen Lighting
- Full Height Drop Windows in Pilothouse and Salon Doors
- Pleated Window Shades
- Sliding Captain's Bench
- Chart Table with Drawer
- Intermittent Windshield Wipers
- Samsung flat screen TV
- Clarion Stereo/CD player with (4) speakers
- (2) 16000 BTU AC/Heat
- (2) Electric Heaters
- Courtesy Floor Lighting Throughout

34 AMERICAN TUG GALLEY

- Beautiful Bright and Airy Full Galley
- Upgraded Flooring in Salon & Galley (12/2017)
- Overhead Stainless Recessed Lighting
- Pleated Blinds w/ Privacy Shades
- Large L-shaped Molded Granite Coat solid surface Countertop
- Large Deep Double Molded-in Sinks
- 3 Burner Electric Stove and Oven (built in back splash cover)
- Nova Kool Refrigerator/Freezer
- Sharp Carousel Microwave
- Large Cabinets and Drawers w/ Adjustable Shelving

34 AMERICAN TUG DECK UPPER & LOWER

- Large Transom Door
- 2 Large Deck Storage Boxes
- Courtesy Lights

- 1200w Anchor Windlass
- 44-lb Claw Anchor w/275' chain, with Saltwater Washdown
- 75lb Extra Fortress Anchor
- Fenders and Dock Lines
- 316 Stainless Steel Rails and Cleats
- Stainless Covered Hull Guards
- Swim Platform
- Dive Ladder
- Radar Mast
- Custom Dual Trumpet Horn and Tug Whistle
- Cockpit Shower
- 2011 Caribe Tender w/ 15hp Honda 4 Stroke
- Tanner Stainless Steel Dinghy Davit System w/new Spare Winch Motor
- Lofrans Tigress TG 003952 anchor windlass with foot controls
- Non-skid decks
- Window Covers
- Stainless Ladder to Upper Deck
- Full Sunbrella Bimini Top (Upper Deck)
- Large Upper Deck Area w/ Full Stainless Railings
- Upper Deck Storage Box

ELECTRONICS / NAVIGATION

- Raymarine SL 530 Plotter
- Raymarine ST60 Tridata
- Raymarine SL70C Radar
- Autohelm ST5000 Autopilot
- Icom VHF radio
- AIS Receiver
- Compass
- Weems & Plath Ship's Clock and Barometer

34 AMERICAN TUG ELECTRICAL SYSTEM

- Onan MDKAV 5.0 kw Generator (Approx. 870 Hrs)
- Onan Spare Parts Kit
- 2 30-amp Shore Service with Shore cords
- 12V/110V Distribution Danel
- Blue Sea Battery Switches
- Xantrex Charger Status/Battery Monitor System
- New AGM Engine Battery (2019)
- Xantrex 40-amp Charger

- Emergency Parallel Switch

34 AMERICAN TUG ENGINE & MECHANICAL EQUIPMENT

- Cummins 6BTA-M3 330HP Engine (Approx. 1375 Hrs)
- Cummins Spare Parts (Filters / Belts / Impeller)
- Hydraulic Steering
- Teak/Stainless Steel Wheel
- 6hp Bow Thruster
- Oil Changing System
- Fire Suppression System
- Raw Water Strainers
- Dual Racor Fuel Filters
- 11-gal. Water Heater
- (3) 1500 gph Bilge Pumps
- Electronic Tank Monitoring System
- Walker Air-Sep Filter on Main Engine
- Underwater Exhaust
- Macerator Overboard Discharge System
- New Raw Water Pump
- Engine Room Ladders Port and Starboard

DISCLAIMER

The Company offers the details of this vessel in good faith but cannot guarantee or warrant the accuracy of this information nor warrant the condition of the vessel. A buyer should instruct his agents, or his surveyors, to investigate such details as the buyer desires validated. This vessel is offered subject to prior sale, price change, or withdrawal without notice.

Additional Units Included

- 2011 Caribe Hard Bottom

Exclusions

Owner's personal belongings.

Disclaimer


The Company offers the details of this vessel or yacht in good faith but cannot

guarantee or warrant the accuracy of this information nor warrant the condition of the vessel. A buyer should instruct his representatives, agents, or his surveyors, to investigate such details as the buyer desires validated. This vessel or yacht is offered subject to prior sale, price change, or withdrawal without notice.

PHOTOS

1 Chelsea 2003 34' American Tug


1a



1b



2




3




4 A



4 B (1)



4 B (2)



5




6



7



8




9



10



11



12



13



14



15



16



17



18




19



20



21



22



23



24



25



26



27



28



29



30



31



32



33




34



35



36



37



38



39



40



41




42



43



44



45



46



47



48



49



50



51



52



53



54



55



56



56a




57



58



59



60



61



62



63



64



65



65a



65b



66



67



68



69



70



71



72



73



73A



74



75



75A



76



77



78



79



80



81



82




83



84




85




85a



86




86a




86b




87




88




91



92



93



94



95



96



97



98



99



100




101




102



103




104




105




106




107



108



109



CONTACTS

Andrey Shestakov, leading yacht broker of the sales department of Shestakov Yacht Sales Inc. Shestakov Yacht Sales Inc., the official representative of the Miami/Fort Lauderdale FL headquarters.

Contact details

Email: **andrey@shestakovyachtsales.com**

Web: shestakovyachtsales.com/en/

Telephones

USA: **+1(954)274-4435**

Office hours

Monday – Saturday: **9:00 - 21:00** EDT

Sunday: **closed**

Address



Harbour Towne Marina, 850 NE 3rd St, STE 213, Dania, FL 33004