

1952 CUSTOM 26 — CUSTOM



Builder: CUSTOM

Year Built: 1952

Model: SHELBY

Price: PRICE ON APPLICATION

Location: United States

LOA: 26' 0" (7.92m)

Beam: 7' 6" (2.29m)

Max Draft: 3' 0" (0.91m)

Cruise Speed: 8 Kts. (9 MPH)

Max Speed: 13 Kts. (15 MPH)

Our experienced yacht broker, Andrey Shestakov, will help you choose and buy a yacht that best suits your needs 1952 Custom 26 — CUSTOM from our catalogue. Presently, at Shestakov Yacht Sales Inc., we have a wide variety of yachts available on our sale's list. We also work in close contact with all the big yacht manufacturers from all over the world.

If you would like to buy a yacht 1952 Custom 26 — CUSTOM or would like help answering any questions concerning purchasing, selling or chartering a yacht, please call +1(954)274-4435

TABLE OF CONTENTS

| | |
|------------------------------|----|
| TABLE OF CONTENTS | 2 |
| SPECIFICATIONS | 3 |
| Overview | 3 |
| Basic Information | 3 |
| Dimensions | 3 |
| Speed, Capacities and Weight | 3 |
| Accommodations | 3 |
| Hull and Deck Information | 4 |
| Engine Information | 4 |
| DETAILED INFORMATION | 5 |
| Overview | 5 |
| Exclusions | 5 |
| Disclaimer | 5 |
| PHOTOS | 6 |
| CONTACTS | 11 |
| Contact details | 11 |
| Telephones | 11 |
| Office hours | 11 |
| Address | 11 |

SPECIFICATIONS

Overview

This lobster style boat was designed and built here on Martha's Vineyard by Erford Burt and is a lovely classic that is ready to use now. 140 hp GM block gas inboard was rebuilt in 2016. The entire boat was rebuilt in 1992 by the highly regarded Gannon&Benjamin Boatyard in Vineyard Haven.

Basic Information

Category: SHELBY

Sub Category: Classic

Model Year: 1952

Year Built: 1952

Country: United States

Dimensions

LOA: 26' 0" (7.92m)

Beam: 7' 6" (2.29m)

Max Draft: 3' 0" (0.91m)

Speed, Capacities and Weight

Cruise Speed: 8 Kts. (9 MPH)

Max Speed: 13 Kts. (15 MPH)

Fuel Capacity: 50 Gallons

Accommodations

Total Cabins: 1

Total Berths: 2

Total Heads: 1

Hull and Deck Information

Hull Material: Wood

Engine Information

Engines: 1

Manufacturer: GM

Engine Type: Inboard

Fuel Type: Gas

DETAILED INFORMATION

Overview

General Description Kittiwake was designed and built in 1952 by Erford Burt, original owner of the boatyard where she is now. She has oak frames and has been re-planked in Wana, a South American hardwood. The topside trim, rails, coamings and cabinsides are mahogany. Her decks are plywood covered in Dynel and sealed with epoxy. She has two 25 gallon gas tanks, both being made of Monel. Equipment

- Rebuilt, with new block in 2016 a GM Chevy 140 hp gas engine
- New shaft and cutlass bearing, 2016
- Rebuilt Velvet Glide transmission, 2016
- Engine panel new 2007
- 12 volt electrical panel and wiring new 2007
- Windshield wipers
- Bronze bow rail
- Spotlight (vintage) converted to halogen
- Danforth compass

Electronics

- Raymarine C120 Plotter
- Raymarine depthsounder
- Raymarine VHF radio


Exclusions



Owner's personal belongings.




Disclaimer


The Company offers the details of this vessel or yacht in good faith but cannot guarantee or warrant the accuracy of this information nor warrant the condition of the vessel. A buyer should instruct his representatives, agents, or his surveyors, to investigate such details as the buyer desires validated. This vessel or yacht is offered subject to prior sale, price change, or withdrawal without notice.

PHOTOS











CONTACTS

Andrey Shestakov, leading yacht broker of the sales department of Shestakov Yacht Sales Inc. Shestakov Yacht Sales Inc., the official representative of the Miami/Fort Lauderdale FL headquarters.

Contact details

Email: **andrey@shestakovyachtsales.com**

Web: shestakovyachtsales.com/en/

Telephones

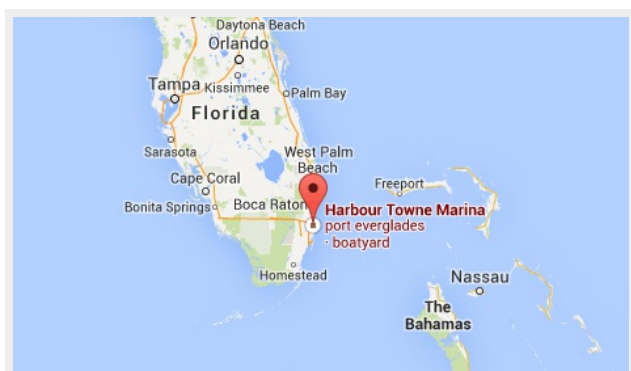
USA: **+1(954)274-4435**

Office hours

Monday – Saturday: **9:00 - 21:00 EDT**

Sunday: **closed**

Address



Harbour Towne Marina, 850 NE 3rd St,
STE 213, Dania, FL 33004