

INSANITY — FAIRLINE



Builder: FAIRLINE

LOA: 50' 0" (15.24m)

Year Built: 2014

Beam: 14' 8" (4.47m)

Model: Cruiser

Max Draft: 4' 0" (1.22m)

Price: PRICE ON APPLICATION

Location: United States

Our experienced yacht broker, Andrey Shestakov, will help you choose and buy a yacht that best suits your needs **INSANITY — FAIRLINE** from **our catalogue**. Presently, at **Shestakov Yacht Sales Inc.**, we have a wide variety of yachts available on **our sale's list**. We also work in close contact with all the big **yacht manufacturers** from all over the world.

If you would like to buy a yacht **INSANITY — FAIRLINE** or would like help answering any questions concerning purchasing, selling or chartering a yacht, please call **+1(954)274-4435**

TABLE OF CONTENTS

TABLE OF CONTENTS	2
SPECIFICATIONS	6
Overview	6
Basic Information	6
Dimensions	6
Speed, Capacities and Weight	7
Accommodations	7
Hull and Deck Information	7
Engine Information	7
DETAILED INFORMATION	8
Hullform and Construction	8
Deck Saloon	8
Galley	8
Deck	9
Lobby	10
Accommodation	10
Helm Position	12
Electrical Systems	13
Aft	14
Cockpit	14
Interior	15
Tankage	15
Engine Notes	16
U.S.A. specifications in addition to or in lieu of those listed above	16
Manufacturer Provided Description	16
Disclaimer	16
Exclusions	17
Disclaimer	17

PHOTOS	18
2	18
3	18
4	18
5	18
6	18
7	18
8	18
9	18
10	19
11	19
12	19
13	19
14	19
15	19
16	19
17	19
18	20
19	20
20	20
21	20
22	20
23	20
24	20
25	20
26	21
27	21
28	21
29	21

30	21
31	21
32	21
33	21
34	22
35	22
36	22
37	22
38	22
39	22
40	22
41	22
42	23
43	23
44	23
45	23
46	23
47	23
48	23
49	23
50	24
51	24
52	24
53	24
54	24
55	24
56	24
57	24
58	25

59	25
60	25
61	25
62	25
CONTACTS	26
Contact details	26
Telephones	26
Office hours	26
Address	26

SPECIFICATIONS

Overview

Insanity has been well maintained cosmetically and mechanically. She offers a spacious 3 cabin, 2 head layout.

The owner's cabin is in the bow offering a plus six feet headroom and a wide space usually found on much larger yachts. Two guest cabins provides flexibility with double berths each that can separate into a pair of singles. The starboard cabin has direct access to the day-head.

The galley is placed aft with sliding doors that opens to the cockpit. The lower helm is in the forward starboard corner and offers great all-around sight lines.

This boat is loaded with options

- Mercury inflatable dinghy w/ 6hp Mercury outboard engine
- Crew Quarters
- Dual Helm Stations
- Caterpillar C12's W/ 850 hours
- Icemaker
- Bow thruster
- Garmin electronics

Basic Information

Category: Cruiser

Model Year: 2014

Year Built: 2014

Country: United States

Fly Bridge: Yes

Dimensions

LOA: 50' 0" (15.24m)

Beam: 14' 8" (4.47m)

Max Draft: 4' 0" (1.22m)

Speed, Capacities and Weight

Water Capacity: 145 Gallons

Fuel Capacity: 604 Gallons

Accommodations

Total Cabins: 3

Total Heads: 2

Hull and Deck Information

Hull Material: Fiberglass

Engine Information

Engines: 2

Manufacturer: Caterpillar

Model: C-12

Engine Type: Inboard

Fuel Type: Diesel

DETAILED INFORMATION

Hullform and Construction

Hullform and Construction

- All gel coat and glass fibre hand laid with unidirectional, biaxial and woven rovings
- Antifouling protection to hull
- Bowthruster
- Deep 'V' forward 12.5° deadrise aft
- Design, layout and detailing by the Fairline Design Team. Naval architecture and structural engineering by Bernard Olesinski
- Feature windows with opening portholes
- Full length hull design
- Full length moulded spray deflectors
- Hull/deck join tapped and bonded
- Integrally moulded engine bearers
- Isophthalic gel coat backed by isophthalic resin-rich powder-bound glass mat
- The deck incorporates polyurethane foam cores for high strength and excellent thermal insulation
- Transverse and longitudinal strengthening stringers throughout hull

Deck Saloon

Deck Saloon

- 22" Power-up flatscreen TV with video iBoat dock
- Aluminium venetian blinds
- Crockery stowage in sideboard
- Folding dining table with hi/lo adjustment
- Overhead ceiling lights
- Power point(s)
- Sliding patio door to cockpit with pleated blinds
- Sofa with stowage

Galley

Galley

- Aluminium venetian blinds
- Electric ceramic/halogen hob
- Extractor fan

- FAIRLINE EDITION durable dinner service, ideal for outdoor use, white melamine with Fairline Shield (24-piece, 6 place settings)
- Fire extinguisher
- First aid kit
- Integrated waste bin
- Microwave oven
- Overhead lighting
- Power point(s)
- Random teak floor
- Stowage cupboards and drawers
- Twin drawer refrigerator
- Twin sinks with hot and cold mixer tap

Deck

Deck

- Anchor chain locker
- Anchor winch (electric)
- Anchor winch controls
- Bathing platform ladder
- Calibrated anchor chain
- Ensign and staff
- Fender set
- Foredeck drinks holders
- Foredeck glazing
- Foredeck lockers
- Full set of IMCO navigation lights
- Hot and cold water transom shower
- Moulded non-slip deck surface
- Remote control searchlight
- Riding light
- Self-stowing Delta® anchor
- Stainless steel aft fairlead(s)
- Stainless steel bow, spring and stern cleats
- Stainless steel bow fairlead(s)
- Stainless steel pulpit
- Teak laid bathing platform
- Twin horns
- Water filler(s)
- Windscreen washers
- Windscreen wipers

Lobby

Lobby

- Access to electrical control panel
- Access to master cabin, two guest cabins and day head
- Handrail
- Lighting to stair risers
- Overhead lighting
- Space for domestic appliance

Accomodation

Accommodation Master Stateroom

- Aluminium venetian blinds
- Cantilevered bed with drawers
- Escape hatch to foredeck
- Feature windows with opening portholes
- Full-height shelving unit
- Full-height standing headroom
- Lockers (overhead)
- Master cabin skylight with blind
- Overhead windows
- Power point(s)
- Reading lights
- Vanity unit with stool
- Wardrobe with mirrored doors

Master En Suite

- 220V/240V shaving point
- Automatic shower tray pump-out system
- Electric silent-flush freshwater toilet
- En suite door with feature glass
- Extractor fan
- Feature windows with single opening porthole
- Full set of bathroom fittings
- Full size shower with seat, hinged door and solid teak gratings
- Hinged toilet cover provides increased work surface
- LED night light under lockers
- Mirrored lockers

- Overhead lighting
- Random teak floor
- Towel rail

Port Guest Cabin

- Aluminum venetian blinds
- Bedside table
- Feature windows with single opening porthole
- Full length berths x 2
- Lockers (mid-level)
- Overhead lighting
- Power point(s)
- Reading lights
- Wardrobe with mirrored doors

Starboard Guest Cabin

- Aluminum venetian blinds
- Bedside table
- Feature windows with single opening porthole
- Full length berths x 2 with sliding conversion to double bed
- Lockers (mid-level)
- Overhead lighting
- Power point(s)
- Reading lights
- Under bed storage
- Wardrobe with mirrored doors

Starboard Guest Cabin En Suite

- 3 large hull windows with single opening port hole
- 220V/240V shaving point
- Automatic shower tray pump-out system
- Day Access
- Electric silent-flush freshwater toilet
- Extractor fan
- Full set of bathroom fittings
- Full standing height shower with solid teak gratings and hinged acrylic door
- Mirrored lockers

- Overhead ceiling lights
- Power point(s)
- Random teak floor
- Towel rail
- Vanity unit locker and basin with hot and cold pressurized water

Helm Position

Flybridge and Second Helm Position

- 12V heavy duty weatherproof socket
- Access hatch
- Acrylic dodgers
- Adjustable/tilt steering wheel
- Bilge pump warning lights and audible alarms
- Bolstered helm seating
- Bowthruster controls
- Companion seating to helm
- Drinks holders
- Echosounder and speedometer/distance log repeater(s) with sea water temperature read out
- Electronic single-lever throttle and gear controls for port and starboard engines
- Fire extinguisher
- Flybridge bar unit with refrigerator, sink and waste bin
- GRP radar mast
- Helm positioned to port to allow visibility through flybridge hatch
- Helm position indicator
- High speed magnetic compass
- Instrument covers
- Moulded non-slip deck surface
- Powered steering
- Remote anchor winch controls
- Remote control searchlight with controls at both helm stations
- Repeat engine bay fire extinguisher controls
- Repeat flybridge engine instrumentation, controls and electronics
- Sunbed with storage beneath
- Teak laid flybridge steps
- Trim tab controls
- Upholstered seating area with table, convertible to cushioned sunbathing area
- VHF radio incorporating intercom
- Wind-deflecting screen with grab rail

Helm Position

- 12V socket
- Adjustable/tilt steering wheel
- Bilge pump switches with integral operating warning lights and audible alarms
- Black mesh suncovers for front and side screens
- Bowthruster controls
- Controls for engine bay fire extinguisher system
- Drinks holders
- Electronic single-lever throttle and gear controls for port and starboard engines
- Fuel gauges
- Full engine instrumentation including; tachometers, temperature gauges, audible alarms and engine hour meters
- Garmin GMI 10 digital multi-function instrument system with colour display
- Garmin VHF 300i marine radio
- Helm position indicator
- High speed magnetic compass
- Opening window to starboard side
- Powered steering
- Red night-light illumination to helm
- Remote anchor winch controls
- Screen blower
- Searchlight controls
- Switches for navigation and riding lights, windscreen wipers and engine bay extractor fans
- Teak laid floor
- Trim tab controls

Electrical Systems

Electrical Systems

- 230 - 240V 50Hz
- All 240V, 24V and 12V circuits (where applicable) protected by circuit breakers with main electrical load control panel
- Emergency VHF radio - 12V power supply
- Generator 7.5kW
- Heavy duty circuit breakers
- Isolating switches to all batteries

12 Volt

- Voltage dropper from domestic batteries

24 Volt

- Batteries - 2 x heavy duty batteries exclusively for port engine starting
- Batteries - 2 x heavy duty batteries exclusively for starboard engine starting
- Batteries - 4 x heavy duty batteries wired in parallel supplying domestic services and port engine starting
- Circuit breaker 100amp for anchor winch
- Emergency battery coupling system permits each engine to start from opposite battery bank
- Regulated charger

240 Volt

- Polarity check and earth leakage protection system
- Power points throughout the boat (fed from shore power or generator)
- Shore power supply
- Spare circuit breakers for optional equipment

Aft

Aft Utility Room

- Access through hatch to cockpit
- Overhead ceiling lights
- Power point(s)
- Wet hanging area

Aft Cabin (Optional)

- 220V/240V shaving point
- Access through hatch to cockpit
- Electric silent-flush freshwater toilet
- Full length sliding berth reveals sink and toilet
- Lockers (mid-level)
- Mirror
- Opening porthole
- Overhead lighting
- Power point(s)
- Random teak floor
- Sink with hot and cold mixer tap
- Transom feature window with blind

Cockpit

Cockpit

- 12V heavy duty weatherproof socket
- Access to aft utility room
- Access to side deck
- Aft cockpit hood with clear panels and zipped doorway
- Bathing platform lights
- Boat hook
- Cockpit seating
- Deck level lighting
- Engine bay access hatch with stainless steel gas struts
- Life raft stowage
- Manual bilge pump(s)
- Mooring warps
- Shoreline stowage locker
- Teak laid floor throughout self-draining cockpit
- Twin transom gates

Interior

Interior Furnishings

- CLASSIC & SPORT COLLECTION upholstery choices
- FAIRLINE DÉCOR COLLECTIONS: A fully comprehensive choice of interior & exterior upholstery fabrics, carpets and covers chosen exclusively by the Fairline Interior Design Department

Tankage

Engines and Sterngear

- Aerodynamically designed engine air intakes
- Automatic bilge pumps for forward bilge, engine bay and rudder bay with manual 'on' override
- Automatic engine bay fire extinguisher system
- Dripless shaft seals
- Electric engine bay fan(s)
- Engine bay lights
- Engine room soundproofing
- Exhaust overheat warning system
- High capacity emergency manual bilge pump system with dedicated valves
- Hydraulic trim tabs
- Manganese bronze 'P' brackets

- Manganese bronze propellers contra-rotating
- Sea cocks on all inlets/outlets below waterline
- Stainless steel alloy shafts

Fuel System

- Changeover valve system to permit each engine to draw fuel from, and return fuel to, either tank
- Emergency fuel shut-off valves accessible via cable-operated remote control
- High capacity water separators and fuel filters
- Individual fillers and vents to port and starboard
- Marine grade alloy fuel tanks x 2

Freshwater System

- Automatic, pressurised supply
- Calorifier hot water system
- Water tank(s)

Engine Notes

- 2 x Caterpillar C12-710 Shaft Diesel 710mhp each: 33 knots

U.S.A. specifications in addition to or in lieu of those listed above

Voltage - 2 x 110V (220V) 60Hz

Manufacturer Provided Description

Compare the sheer amount of intelligent, usable space this new Squadron has to offer over yachts of similar size, and you begin to appreciate its truly innovative nature.

To achieve the seemingly impossible, we simply had to rewrite the rule book. Bulkheads were moved back, the bow was made beamier, all to create a yacht that has beautifully proportioned rooms, not mere cabins; where the forward master defies its position in the bow with impressively wide dimensions; where the galley is perfectly positioned so you are not tucked away from the action; and a flybridge that doesn't feel like a flybridge, more like a large luxurious lounge open to the sky.

Disclaimer

The Company offers the details of this vessel in good faith but cannot guarantee or warrant the accuracy of this information nor warrant the condition of the vessel. A buyer should instruct his agents, or his surveyors, to investigate such details as the buyer desires validated. Hours listed may vary from actual hours due to recent use. Purchaser is encouraged to verify hours prior to purchase. This vessel is offered subject to prior sale, price change, or withdrawal without notice.

Exclusions

Owner's personal belongings.

Disclaimer


The Company offers the details of this vessel or yacht in good faith but cannot guarantee or warrant the accuracy of this information nor warrant the condition of the vessel. A buyer should instruct his representatives, agents, or his surveyors, to investigate such details as the buyer desires validated. This vessel or yacht is offered subject to prior sale, price change, or withdrawal without notice.

PHOTOS

2



3



4



5



6



7



8



9



10



11



12



13



14




15



16




17



18




19



20




21




22




23



24



25



26



27



28




29



30




31



32



33



34



35



36



37



38



39



40



41



42



43



44




45



46




47



48



49



50



51



52



53



54




55



56



57




58




59




60



61



62



CONTACTS

Andrey Shestakov, leading yacht broker of the sales department of Shestakov Yacht Sales Inc. Shestakov Yacht Sales Inc., the official representative of the Miami/Fort Lauderdale FL headquarters.

Contact details

Email: **andrey@shestakovyachtsales.com**

Web: shestakovyachtsales.com/en/

Telephones

USA: **+1(954)274-4435**

Office hours

Monday – Saturday: **9:00 - 21:00** EDT

Sunday: **closed**

Address



Harbour Towne Marina, 850 NE 3rd St, STE 213, Dania, FL 33004