

4MAL — JOHNSON



Builder: JOHNSON

Year Built: 2004

Model: Motor Yacht

Price: PRICE ON APPLICATION

Location: United States

LOA: 87' 0" (26.52m)

Beam: 23' 6" (7.16m)

Min Draft: 6' 7" (2.01m)

Max Draft: 6' 10" (2.08m)

Cruise Speed: 18 Kts. (21 MPH)

Max Speed: 22 Kts. (25 MPH)

Our experienced yacht broker, Andrey Shestakov, will help you choose and buy a yacht that best suits your needs **4MAL — JOHNSON** from **our catalogue**. Presently, at **Shestakov Yacht Sales Inc.**, we have a wide variety of yachts available on **our sale's list**. We also work in close contact with all the big **yacht manufacturers** from all over the world.

If you would like to buy a yacht **4MAL — JOHNSON** or would like help answering any questions concerning purchasing, selling or chartering a yacht, please call **+1(954)274-4435**

TABLE OF CONTENTS

TABLE OF CONTENTS	2
SPECIFICATIONS	6
Basic Information	6
Dimensions	6
Speed, Capacities and Weight	6
Accommodations	6
Hull and Deck Information	7
Engine Information	7
DETAILED INFORMATION	8
4MAL	8
Exclusions	22
Disclaimer	22
PHOTOS	23
B1 Sln 1 Lkg fwd	23
B2 Sln 2 to prt	23
B3 Sln 3 to stbd	23
B4 Sln 4 Lkg aft	23
B5 Sln 5 Lkg aft	23
B6 Sln 6 Dng	23
B7 Sln 7 Dng Area Lkg fwd	23
B8 Sln 8 Ent area	23
B9 Sln 9 Lkg stbd	24
B9.1 Sln 9.1 pp up bar	24
C1 Day Hd 1	24
D1 Glly 1 Lkg fwd	24
D2 Glly 2 Lkg aft	24
D3 Glly 3 Entrc dr	24
D4 Glly 4 Bar	24

D5 Ggly 5 Bar	24
D6 Ggly 6 Ctr Ktchn	25
D7 Ggly 7 Dng	25
D8 Ggly 8 Dng to stbd	25
D9 Ggly 9 Dng to prt	25
D9.1 Ggly 9.1 Elct pnl	25
E1 PH 1	25
E2 PH 2	25
E3 PH 3 Hlm	25
E4 PH 4 Hlm dtl	26
E5 PH 5 Sttee	26
E6 PH 6 Entrc	26
F1 VIP 1 Lkg fwd	26
F2 VIP 2 Lkg aft to stbd	26
F3 VIP 3 Lkg aft to prt	26
G1 VIP Hd 1	26
H1 Mstr 1 Lkg aft	26
H2 Mstr 2 to stbd	27
H3 Mstr 3 to prt	27
H4 Mstr 4 Lkg fwd	27
H5 Mstr 5 Hd entrc	27
I1 Mstr Hd 1 Stbd	27
I2 Mstr Hd 2 Ctr shwr	27
I3 Mstr Hd 3 Pt	27
J1 Stbd Sd Cbn 1	27
K1 Stbd Gst Hd 1	28
L1 Pt Gst Cbn 1	28
L2 Pt Gst Cbn 2	28
M1 Pt Gst Hd 1	28

N1 Frdk 1 Bw	28
N2 Frdk 2 Wdlss dtl	28
N3 Frdk 3 Bw	28
N4 Frdk 4 Spcs sd dk	28
O1 Aft Dk 1	29
O2 Aft Dk 2 Stg	29
O3 Aft Dk 3 Stg	29
O4 Aft Dk 4	29
O5 Aft Dk 5 Trsm	29
O6 Aft Dk 6 Swm pltfrm	29
O7 Aft Dk 7 Tdr grg	29
P1 FB 1 Lkg fwd	29
P2 FB 2 Lkg aft	30
P3 FB 3 w umbrlls	30
P4 FB 4 FB grill	30
P5 FB 5 Dng	30
P6 FB 6 Lkg fw	30
P7 FB 7 Dng	30
P8 FB 8 Lkg aft	30
P9 FB 9 Bar	30
P9.1 FB 9.1 Bar	31
P9.2 FB 9.2 to stbd	31
P9.3 FB 9.3 Hlm	31
P9.4 FB 9.4 Hlm dtl	31
Q1 Crw 1 Mss	31
Q2 Crw 2 Mss	31
Q3 Crw 3 Cpt cbn	31
Q4 Crw 4 Crw cbn	31
R1 Eng Rm 1 Lkg fwd	32

R2 Eng Rm 2 Stbd eng	32
R3 Eng Rm 3 Bhd stbd eng	32
R4 Eng Rm 4 Bhd pt eng	32
S1 Alt Prfl 1	32
S2 Alt Prfl 2 Strn qtr	32
S3 Alt Prfl 3	32
S4 Alt Prfl 4	32
S5 Alt Prfl 5	33
S6 Alt Prfl 6	33
Z5 layout - new	33
Z5 layout - new	33
CONTACTS	34
Contact details	34
Telephones	34
Office hours	34
Address	34

SPECIFICATIONS

Basic Information

Category: Motor Yacht

Sub Category: Flybridge with Euro Transom

Model Year: 2005

Year Built: 2004

Country: United States

Fly Bridge: Yes

Dimensions

LOA: 87' 0" (26.52m)

Beam: 23' 6" (7.16m)

Min Draft: 6' 7" (2.01m)

Max Draft: 6' 10" (2.08m)

Speed, Capacities and Weight

Cruise Speed: 18 Kts. (21 MPH)

Cruise Speed Range: 700

Max Speed: 22 Kts. (25 MPH)

Gross Tonnage: 98 Pounds

Water Capacity: 690 Gallons

Holding Tank: 196 Gallons

Fuel Capacity: 3300 Gallons

Accommodations

Total Cabins: 4

Sleeps: 8

Total Heads: 6

Crew Berths: 2

Crew Sleeps: 2

Hull and Deck Information

Hull Material: Fiberglass

Deck Material: Teak

Hull Configuration: Modified V-Hull

Hull Designer: Dixon Yacht Design

Engine Information

Engines: 2

Manufacturer: Caterpillar

Model: C-32

DETAILED INFORMATION

4MAL

Walkthrough

Entering the yacht is either via the enlarged swim platform and up port or starboard teak steps to the Aft Deck or via the port or starboard Marquipt boarding ladder onto the Aft Deck, or midship on the portside.

The spacious Aft Deck has abundant seating, steps to the Flybridge and a centerline counter balanced entry door into the Salon.

The Salon has ample seating via couches and individual chairs with tables.

To port is the entry to the Galley with its own side deck access. Unique to this vessel is the walk through to the country kitchen most forward.

On the starboard side is a Companionway that leads to the Day Head and Pilothouse access, the stairs to the three Guest Cabins below and furthest forward are steps to the VIP Stateroom, or just before the steps to the VIP one can enter the Country Kitchen.

The VIP Stateroom is located in the forepeak. Features include a king size berth and a private head with shower.

On the lower deck starting forward is a twin cabin with private head to port and a double cabin with a private head to starboard.

Aft is the Master Cabin with a queen size berth and His and Her Heads separated by a large shower.

The Crew Cabins and Engine Room are accessed via a port side deck door with steps going below.

The Crew Area includes a Galley and dinette with two bunks and a head to starboard, and the Captain's Cabin with a double berth and a private head to port.

Up on the Flybridge there is seating for a crowd including fore and aft groupings, a walk behind bar, chaise lounges and a BBQ.

Salon

The Salon is entered via twin counter balanced stainless steel sliding doors with an electric eye which can be bypassed as needed.

Immediately to starboard is a white leather recliner and a Bang Olufsen six disc CD changer hanging on the wall. Next forward is a new leather loveseat with storage below and a mahogany and glass end table. Over this area is a 50" Fujitsu Plasma TV which folds down from the overhead and disappears from sight when not in use.

To port upon entry is a two door glass art niche with an interior light. Below are three wood cabinet doors housing the areas HD/DVR Direct TV receiver and an LG Blue Ray player. Next forward is a four person leather sofa with storage below. In front of the sofa is a mahogany and glass coffee table.

A tray ceiling treatment above this area is an oval shape with seven dimmable inset lights on lacquered panels with rope lighting around the perimeter.

Next forward is an area that could be used as formal dining but is presently used as dining for two to four persons. A round mahogany table is centerline with three upholstered chairs. This area is perfect as a game table. Above the table in a shape and size that mimics the table is an inset tray with mirrored panels, a centered hanging light fixture, four halogen mini spots and rope lighting hidden behind the edge molding.

Outboard to port is a four cabinet bar with a marble top and a liquor bottle storage cabinet for six bottles that lowers electrically when not in use. Next forward are four additional storage cabinets.

To the starboard side is a matching cabinet for storage with a table lamp affixed to the granite top. Next forward are four more storage cabinets.

All the way forward is a 46" Samsung LCD TV flanked by twin door beveled glass stemware storage cabinets each with two additional pairs of mahogany starburst cabinet doors below.

Directly under the TV are four more cabinet doors with an inset burlwood pattern often repeated throughout the boat.

To port is the entrance to the Galley, to starboard is the main Accommodation Companionway. Also in the Salon, four large side windows both port and starboard are separated by fluted columns and covered with Duette shades. Three brass and glass sconces adorn the columns, seventeen halogen mini spots, stereo speakers, smoke and fire detectors, digital AC controls plus a carpeted sole is also in this area.

Galley

The Galley to port is entered via a sliding beveled glass and mahogany pocket door. Just inside the Galley is a weather tight entry door from the port side deck.

The Galley is very unique in this 87' Johnson as it continues forward into the Country Kitchen style dining and it is open to the Pilothouse. It contains the following

equipment:

GE Profile 4 burner Ceron top cooktop
 GE Profile stainless steel built-in oven
 GE Profile Spacemaker microwave/convection oven
 GE Profile stainless steel refrigerator/freezer with ice and water through the door
 Blanco double under mount stainless steel sink
 Grohe removable spray faucet
 Green Butterfly Granite countertops
 Black & Decker toast-R-oven/broiler
 GE Triton stainless steel dishwasher
 GE Profile stainless steel trash compactor
 Whynter glass front wine cellar
 Insinkerator garbage disposal
 (7) Mahogany cabinet doors
 (9) Mahogany storage drawers
 Light Ottoman Beige marble sole
 (6) Overhead halogen mini spots
 Large side window w/drapes
 LCD screen for dining table service camera
 Sea Recovery watermaker remote panel
 Lacquered panel overhead
 Stainless room divider into Pilothouse

Bar Area, just forward of Galley

(4) Mahogany drawers
 (3) Cabinets
 (5) Pop-up granite inset for Lavazza espresso/cappuccino maker
 Two level marble bar top
 Forward facing mirror

Green Butterfly granite countertops

Country Kitchen Area

Unique to this particular Johnson is the Country Kitchen dining area that flows forward from the Galley.

Separating the two areas is a handy stand up bar with marble foot rest large enough to accommodate several people. An art niche with halogen lighting is to starboard. Rope lighting under the bar edge adds a nice effect.

The large dining table is forward. The table top has a burlwood and compass rose inlay plus a convenient folding center section and a sliding table top for ease of entry. The seating is for six to eight on tan leather cushions.

Twelve LED lights are over the table, as well as Bang & Olufsen stereo speakers. A 20" Sharp Aquos TV folds down from the overhead.

A signature feature on the Johnson 87' is her dark tinted curved windows that in this model offers a gorgeous view from the Galley and Country Kitchen.

Electrically operated drapes can close off the nine glass panels when needed.

The sole of this area is Light Ottoman beige marble contiguous to the Galley.

Starboard Side Companionway

Just forward of the Salon to starboard is the Main Companionway. A starboard side

deck water tight door into this area allows one to bypass walking through the salon when necessary. This Companionway serves the yacht's Day Head, steps to below, steps to the Pilothouse, the main electrical panel and all the way forward are steps to the VIP Cabin.

The Day Head has a raised glass vessel sink on an absolute Black Galaxy granite vanity top. One storage cabinet is below. The head is an upgraded Sealand model. Mahogany wains coating, wallpaper, mirrored panels and a mirrored overhead make the day head seem larger than it actually is. The sole is Light Ottoman beige marble with a Blue Pearl Granite border and inset compass rose. Two halogen lights and an overhead fan are also in this area.

Pilothouse

The Pilothouse is reached via four hinged steps with the doghouse storage area below. The Pilothouse is very spacious and includes a full wrap around helm, a three person settee with table and working chart flat.

Equipment includes:

Furuno Nav Net 10'2" screen with GPS/48 mile radar/CCTV screen/depth finder(2) CAT ECM digital LCD gauges 17" NEC LCD monitor for charts via Nobletec software 17" HP monitor for second Furuno 72 mile radar/plotter/depth via Nav Net console Morse electric single lever clutch and throttle controls Simrad AP 25 autopilot Touch screen Trac digital stabilizers control panel(2) Maxwell windlass switches(2) ITT Jabsco searchlight controls American Bow Integrated Thruster bow/stern thruster control Trim tab controls(3) Windshield wiper/washers Key/start/stop/switches Low idle and synchronizer switches ICOM M502 VHF with DSC Raymarine Tridata speed/depth/log Interphase color forward looking sonar Head Hunter tank Sentry LED water gauge Head Hunter tank Sentry LED fuel tank gauge (4 tanks) CCTV camera switching panel ICOM command mic remote VHF VDO rudder angle indicator(8) Fuel filter alarms, one for each Racor Yacht schematic for navigation lights and bilge pumps(6) Bilge pump switches with high water alarm WEMA (4) position fuel tank gauge WEMA water tank gauge Digital volt and amp meter for pilothouse(26) Breaker protected 24V DC circuits in pilothouse Embossed ostrich skin and burlwood helm panel Dedicated Navigation computer for Nobeltech software Fire alarm panel in starboard side cabinet CO2 system panel starboard side cabinet(2) lift-up storage cabinets at starboard side chart flat Fold down 20" Sharp Aquos LCD TV for security camera and TV Satin varnished teak sole with compass rose inlay(5) Overhead halogen mini spots(2) Red LED overhead lights for nighttime navigation Dockmaster wireless remote control to run boat ICOM IC-M700 Pro SSB hidden in port locker Navigation computer with Intel processing Crown multi adjustable helm seat with ostrich embossed vinyl covering Digital A/C controls

Dog House Equipment (under Pilothouse)

DVR recorder for security system(4) Bang & Olufsen stereo ampsHydraulic reservoir and motor for arch/hardtop mechanismSentry 220V - 24V power supply 100 amp for upper deck lightsSentry 220V - 24V power supply 100 amp for lower deck lightsKVH Sat TV service pointKVH Tracphone handset for Sat phoneTelular cell phone interphase(2) Senjin 100 amp isolation transformers w/boost optionAuto fluorescent overhead light

VIP Suite

Down five starboard side carpeted steps from the country kitchen area is the forward VIP. Partway down behind a disappearing door is a Splendide combo 6200 washer/dryer combo with two adjacent storage cabinets. The V.I.P. cabin is paneled in a high gloss light burlwood with mahogany trim which adds to the spacious feeling.

The berth is a king size on centerline with four storage drawers below. To both port and starboard are night stands with twin wall sconces above. Between is an upholstered headboard with dimmable reading lights above.

To both port and starboard are full length countertops. The port side has one large storage cabinet followed by a hinged vanity top and pull out stool. The starboard side has three storage cabinets above and on both sides of the cabin are sliding soji screens covering two stainless steel portholes with weather covers, full drapes and rope accent lighting above. Between the lower countertop and the sliding Soji screens are six port and six starboard storage cabinets.

Aft to starboard is a nearly walk-in cedar lined, auto lit hanging locker, the cabins entry door, a storage drawer, cabinet and art niche. Three steps down is the cabins head area. The VIP Cabin's entertainment center consists of a 32" Samsung LED LCD TV and an Onkyo AM/FM/CD/DVD player.

Also in this cabin are ten halogen mini spots overhead, two stereo speakers, a round deck hatch above for ventilation/escape, a hidden safe and digital A/C controls.

VIP Head

Down two carpeted steps is the VIP Head. At the foot of the stairs is a mirrored panel which serves as an emergency escape route from these after most cabins. The head itself has a Potoro marble sole, a bow front vanity with two cabinet doors below and an under mount china sink below a marble vanity top which matches the sole. Two mirrored panels above open to reveal a very large medicine cabinet/storage area. The toilet is a Dometic/Sealand model upgraded from standard.

The shower has a curved glass door, a wall mountable or hand held Grohe fixture, a marble seat and sole as well as two laquered storage cabinets. Above is a opening stainless steel porthole with weather cover and full drapes.

The overhead is mirrored, there are three halogen mini spots, an exhaust fan and an air conditioning outlet. Of particular interest is a “ghost door” between the VIP and Portside Head allowing the crew to service the lower deck area without traveling throughout the Country Kitchen area and possibly disturbing the guests.

Main Accommodation Companionway

From the Main Starboard Side Companionway are eight carpeted curved steps leading to the Main Accommodation Area. A full mahogany handrail and a lighted art niche as well as rope lights at each step are along the way.

At the bottom of the steps one can go aft into the master or go forward to a mirrored panel with shelf and lights which serve as another art niche. Twin doors lead into the Port and Starboard Guest cabins.

Master Cabin

Entering from the forward end, the master king size berth is centerline facing forward. An inset area with an upholstered headboard set upon three beveled mirrored panels with a mirrored soffit above add interest to this area.

To both port and starboard are curved nightstands with marble tops and one storage cabinet below. There are four drawers and rope accent lighting under the berth. Burlwood bands add nice contrast to the mahogany joinery of the berth.

At the foot of the berth to starboard is an entertainment center consisting of the following equipment: 48” Samsung LED TV, an Onkyo AV receiver, and a Toshiba DVD player. Three black mica drawers all behind a cherry and glass panel offer additional storage.

Outboard to starboard is a cedar lined, auto-lit hanging locker. Next aft under a burlwood countertop is a lift-up storage cuddy, a Norcold refrigerator behind two mahogany doors, four drawers and two more cabinet doors. A table lamp sits upon the countertop. Above are four more cabinet doors and four sliding Soji screens covering two opening stainless steel portholes with weather covers and rope accent lighting.

Next aft is the access to the starboard side Master Head.

On the port side of the master berth is a full size dressing mirror, a hanging locker with cedar lining and an autolight followed by a burlwood countertop with four large storage cabinets below a table lamp above and four additional storage cabinets above with soji screens and portholes to match the port side.

Next inboard is the entrance to the portside master head. Also in this cabin are five stereo speakers, a hidden Subwofer, digital air conditioning controls, a hidden safe and

13 halogen mini spots above. There are also swing arm reading lights each side of the berth. Of special note is the very easy to access air handlers found here and throughout all Johnson yachts.

Master Cabin Head (s)

Arranged in a His and Her style with a large shower between the Master Heads on 4 MAL offer spaciousness and the ability for a couple to get ready for the day simultaneously. The Ladies Head is to port with a burlwood bow front vanity, three mahogany cabinet doors below, an under mount china sink on a Brescia Oniciata marble vanity top that matches the sole. There is a two-tone Grohe fixture and two large mirrored cabinet doors with an opening stainless steel porthole with weather cover within.

The toilet is an upgraded dometic/Sealand toilet, overhead are three halogen mini spots and an air conditioning vent. The entrance to the large shower is inboard through a hinged tempered glass door. Sources of shower water are many including a “rain” type overhead fixture, five body sprays and a hand held or wall mountable fixture. Twin shower fan/light combos are overhead.

The Gentleman’s Head is to starboard with a burlwood bow front vanity, three mahogany cabinet doors below, an under mount china sink on a Brescia Oniciata marble vanity top that matches the sole. There is a two-tone Grohe fixture and two large mirrored cabinet doors with an opening stainless steel porthole with weather cover within.

The toilet is an upgraded dometic/Sealand toilet, overhead are three halogen mini spots and an air conditioning vent. The entrance to the large shower is inboard through a hinged tempered glass door.

Starboard Guest Cabin

The Starboard Guest Cabin is entered via the forward end of the cabin. Aft and outboard against the outboard bulkhead is a double berth with a small night stand area inboard. Further outboard of the berth are six storage cabinets, a shelf above and two opening stainless steel portholes with weather covers, full drapes and rope lighting behind the soffit.

A double door cedar lined hanging locker is at the foot of the berth. Next inboard is a full height dressing mirror followed by the entrance to the cabin’s ensuite head. Also in the guest cabin are seven overhead halogen mini spots, a fire sensor, two stereo speakers, a Sharp Aquos 15” LCD TV, soffit type AC delivery and digital air conditioning controls

Starboard Guest Head

The Starboard Guest Head has a bow front vanity with single cabinet below and an under mount china sink in the Sunny Beige marble vanity top which matches the marble sole. There are two mirrors over the sink. Storage is in two deep cabinets over the Dometic/Sealand head. The stall shower has tempered glass door, a hand held or wall mounted fixture, a marble sole, a mirrored overhead and a light/exhaust fan combo. The head also has an air conditioning vent and two halogen mini spots in the mirrored overhead.

Port Guest Cabin

Entered from the forward end, the Port Guest Cabin has twin lower berths separated by a night stand with storage below and a table lamp above. Each berth has two storage drawers below. Above the nightstand is a mirrored panel flanked by several upholstered panels set upon the mahogany paneling. There are also three halogen mini spots in the curved soffit above.

Over the inboard berth are six storage lockers. Over the outboard berth are six more storage lockers with two opening stainless steel portholes with weather covers and rope lighting behind the soffit.

At the foot of the outboard berth is a double door, cedar lined auto lit, hanging locker and a 15" Sharp Aquos LCD TV on the forward bulkhead adjacent to the entrance to the portside guest head. Also in this cabin are five overhead halogen mini spots, two stereo speakers and digital air conditioning controls.

Port Guest Cabin Head

The Port Guest Cabin Head has a bow front vanity with two cabinet doors below and a china under mount sink in the Sunny Beige marble countertop which matches the marble sole. The faucet is a two-tone Grohe faucet. Above are two mirrored panels to serve as medicine cabinets with an opening stainless steel port hole and weather cover within. The toilet is a Dometic/Sealand model.

The stall shower has a tempered glass door, a hand held or wall mountable fixture, exhaust fan/light combo and a special door, leading forward to the VIP in case of emergency escape from this area.

Also in the head are two overhead halogen mini spots, a mirrored overhead including the shower and an air conditioning vent.

Fore Deck

Teak laid over fiberglass decks Welded stainless steel wide oval 3" bow rails(2) 150 lb.

Stainless steel CQR type plow anchors w/250' of chain(2) Freshwater anchor chain wash down systems(2) Maxwell VWC 4000 vertical anchor windlasses(2) Stainless steel chain stoppersTwo sets of (4) windlass control foot switches(2) Integral bow rollers w/stainless steel anchor chutesRaised fiberglass bulwarks w/varnish teak toe railsStainless steel strike plate on bow peakRemovable stainless steel bow permanent staff(2) Stainless steel bow cleats w/(4) stainless steel fairleads w/rollers(2) Foredeck storage lockers for fenders & linesLarge custom sun pad w/cover on coach roof accessed from three step stainless steel ladderStainless steel hand/safety rails at coach roof sun padRound deck hatch to VIP Cabin belowNiles Audio stereo speakers for forward sun padDark tinted wraparound tempered safety glass(3) Windshield wipers(2) ITT Jabsco remote control search lightsBuell trumpet air horn (tri-tone)(13) Blue LED foredeck lights at deck level

Side Decks

Two steps down from foredeck with step lights at stepsTeak over fiberglass side decks(10) Indirect blue LED deck lights face upwards(4) Stainless steel spring line cleatsPortside entry door into GalleyStarboard side entry door into Main CompanionwayAmple freeing portsPort & starboard hinged midship fiberglass boarding gatesFiberglass raised bulwarks(6) Overhead halogen mini spots(3) Delta T Engine Room air intake vents port and (3) starboardDark tinted house side tempered glass windows(2) Fuel fills port & (2) starboard behind a fiberglass door midshipAft tank fuel fill port & starboard behind a fiberglass doorMarquipt Tide Ride storage pins on port side deck(7) Step Marquipt Tide Ride ladderFire station with 100' hose and nozzle - starboard side in a cabinetHeavy Duty stainless steel rub rail

Aft Deck

Teak over fiberglass decksPort & starboard hinged boarding gatesExtended overhead hardtop for full weather coverage(3) Stainless steel trimmed dimmable lights over Aft Deck table(7) Overhead halogen mini spots(4) Stereo speakersStainless steel Pneumatic sliding entry doors Mahogany & burl wood adjustable height dining table w/stainless steel baseU shaped seating for 7 - 8 people w/tan Sunbrella cushions w/storage below & Sunbrella coversRear facing security camera, side facing camera for dock entryDrop down 20" LCD Sharp Aquos TV in fiberglass enclosure(2) Maxwell UC2200 wide drum 24V deck warping capstans(2) Foot switches for capstansU-Line aft deck icemaker & refrigerator behind fiberglass door to starboardAft Deck shoe box to port(2) Stainless steel stern cleats w/(4) stainless steel fairleads(2) Stainless steel hinged gates to swim platform(2) Built in aft facing quartz lights(2) Stainless steel Aft Deck supports w/Flybridge drains withinBang & Olufsen stereo/remote control panel(4) Teak steps port & starboard to oversize swim platform(8) Oversized stainless steel hoop rails around swim platform, (2) hinged as entry gatesOversize teak laid swim platform with 24" extension at time of buildSSI hot & cold shower at transomStainless steel safety rails at Aft Deck stairsStainless steel folding swim ladder under teak

hatch
Fresh & saltwater wash down in cabinet on aft deck
Underwater lighting at transom, (4) 35 watt 24V Xenon lights
Step lights at all aft steps
Starboard side Aft Deck helm station w/full controls including thrusters
Portside Kobelt manual clutch/throttle controls at port pylaster area cabinet
Portside Aft Deck garage controls
Portside transom locker w/fire CO2 system bottles and emergency escape from tender garage
Hubel telephone & TV inlets port side locker
Jabsco dockside water inlet w/pressure regulator, starboard side
(2) 100 amp shore cords on Glendinning cable reels
(9) Teak steps from Aft Deck to Flybridge
(9) Step lights on steps to Flybridge
Cabinet for cleaning supplies, starboard side

Tender Garage

The tender on 4MAL is stowed out of sight in a slightly inclined garage that hides from view under a large dual piston hydraulic hatch in the transom. The center section of the stern and swim platform raise up at the touch of a button on the Aft Deck. A stainless steel carriage folds down and the tender slides out with the push of a “Rule” tender winch mounted forward in the garage.

Besides the tender there is limited storage of tender related equipment. The tender itself is a 13' Novurania DLX RIB with a 50 hp Yamaha 4 stroke outboard. Tender equipment includes console wheel steering, electric start, navigation lights, battery and cut-off switch, VHF and trim tabs.

Flybridge

At the time of original construction the original owner worked with the yard to customize the Flybridge area as to lower the arch and the hardtop to pass under 20' high Great Lakes bridges. This included a manual folding arch and a hydraulically lowered hardtop. As ambitious an undertaking as that was, what is most amazing is the fact it was accomplished with little or no effect on the lines of the yacht nor the utility value of the Flybridge spaces. Not being used in years the status of the system is not known or guaranteed by the Seller.

Having the tender aft in a garage and without the deck space devoted to a large crane, the Flybridge is HUGE! Deck space compares easily with yachts of 110' - 115'.

Equipment in this area includes:

Custom fiberglass hardtop
Teak laid over fiberglass decks
Custom hydraulic cylinders to lower hardtop & arch
Two fixed skylights in hardtop
Helm to port
One piece sliding hatch/door to Pilothouse
Dual stainless steel drink holders
Three person forward facing bench seat to starboard
Starboard side wrap around C shaped settee to seat 6 - 7 w/removable cushions, storage below & cover
Inlaid varnished teak table w/height adjustable stainless steel pedestal & cover with removable center section
(2) Teak dining chairs w/matching cushions & cover
Dark tinted plexiglass windscreen

w/stainless steel frame
 Portside walk behind two level bar w/varnished bar top & cover
 (3) Upholstered stainless steel bar stools w/footrests
 Built-in ice bucket at bar
 U-Line refrigerator at bar
 (3) Storage cabinets at bar
 Stainless steel foot rail & handrail at bar
 Flip down 20" LCD Sharp Aquos TV above bar in a fiberglass enclosure
 Walk between arch/hardtop supports
 (9) Overhead stainless steel trimmed halogen mini spots
 Forward facing security camera
 Aft facing Delta Heat propane stainless steel BBQ with four storage lockers below
 (2) Teak and stainless sun lounges with removable cushions
 Full beam aft U shaped seating for 10 - 12 w/removable cushions, storage below & covers
 (2) Small oval teak tables port & starboard w/stainless steel bases & large umbrellas within stainless steel table bases
 (2) Larger oval teak tables w/adjustable height stainless steel bases and cover
 (4) Stereo speakers forward
 (4) Stereo speakers aft
 Bang & Olufsen stereo remote control panel
 (11) Stainless steel hoop rails around aft seating
 Buell air horn system
 Stainless steel railing and tempered glass hinged cover around steps
 Indirect rope lighting under bar & settee perimeter
 Stainless steel flag staff aft
 Oversize drains & strainers at each aft corner of flybridge drain directly overboard
 Sub Zero freezer on upper flybridge deck aft

Flybridge Helm Area

Raised teak deck/footrest at helm
 Hinged fiberglass instrument panel
 (2) CAT LCD ECM gauge panels
 5" Danforth magnetic compass
 Sunbrella helm cover
 Raymarine ST 70 Tri-data digital depth/speed
 Raymarine M1500 15" marine monitor for Nobeltec chart system
 VDO rudder angle indicator
 Simrad AP25 autopilot
 Icom M502 VHF w/DSC & 19' antenna
 Varnished teak helm wheel
 Morse electronic single lever clutch & throttle engine controls
 American Bow Thruster bow & stern thruster controls
 Furuno Nav Net 10.2" radar/plotter/depth/cameras
 (2) Airtex stainless steel & upholstered helm chairs
 (6) Bilge pump indicators
 (6) Bilge high water alarm audio/visual indicators
 Start/stop buttons
 Trim tab controls
 Trac stabilizer on/off selector
 (2) Windlass control switches
 (2) ITT Jabsco searchlight controls
 Clarion AM/FM/CD player

Crew Area

Accessed via the port side deck through a water tight door and down nine steps is the crew area. At the bottom of the steps is the entrance to the Captain's cabin. Next inboard is the yacht's main laundry with Asko T-701 dryer and Asko W6221 washing machine.

Next, inboard is a wood door with a window into the engine room followed by a water tight engine room door also with a window. These dual doors provide extra sound insulation as well as the softer look of a wood door from the Crew Area.

The Crew Galley Area is next aft with a three-burner Ceran top, Kenyon cook top, a Daewoo refrigerator, a stainless steel under mount sink under a granite countertop, a Grohe removable spray faucet and a Fisher Paykel dishwasher.

Also in this area are five storage cabinets, a drawer and a GE Profile convection/microwave behind a wood cabinet door.

Outboard is a three person dinette. Above are five storage cabinets, a cabinet with the crew area electrical panel consisting of: (5) 220V breaker protected circuits, (8) 110V breaker protected circuits and (7) 24V breaker protected circuits. There are AC and DC digital amp and volt meters as well.

Above is a panel that monitors (6) high water alarms and 16 zones for fire. A 20" Sharp Aquos TV faces forward from the dinette. Next aft is the Crew Cabin.

Crew Cabin

The Crew Cabin has an upper and lower berth outboard. There is an opening stainless steel porthole with a weather cover and drapes above the upper berth with (6) cabinet doors below the upper berth.

Each berth has a reading light and a 15" Sharp Aquos TV is on the forward bulkhead. Also in this cabin are stereo speakers, two overhead mini spots and access to the Crew Head.

Crew Head

The Crew Head has a bow front vanity with one storage cabinet below and an under mount china sink in the Melate marble countertop above. The toilet is a Dometic/Sealand Vacu-flush. The shower is within the cabin with a hand held fixture and a curtain to protect the door.

Captain's Cabin

The Captain's Cabin has a tapered double berth outboard with four drawers and rope lighting below the berth. Just inboard is an auto-lit cedar lined hanging locker.

Above the berth are (8) cabinet doors and an opening stainless steel porthole with a weather cover, drapes and rope accent lighting behind the soffit.

A 15" Sharp Aquos LCD TV hangs on the forward bulkhead. Twin reading lights and a digital AC controller above the berth.

Forward and inboard is a cabinet door accessing a very large storage area, the same size as, and underneath the tender garage.

Captain's Head

The Captain's Head has a bow front vanity with one storage cabinet below and an under mount china sink in the Melate marble countertop above. The toilet is a

Dometic/Sealand Vacu-flush. The shower is within the cabin with a hand held fixture and a curtain to protect the door. Additionally, there are four beveled edge mirrored cabinet doors for storage concealing an opening stainless steel porthole with weather cover.

Electrical

12/24 Volt DC electrical system 120/240 V Single phase 60 hz electrical system Port Northern Lights 33 kw single phase 60 hz generator w/sound shield 4658 hrs. Starboard Northern Lights 33 kw single phase 60 hz generator w/sound shield 4878 hrs. 100 Amp 220 volt cable master w/100' cord 50 Amp 220 volt cable master w/100' cord Color coded wire for easy identification Dolphin 80 amp 24 volt 115-230 50/60 HZ battery charger house battery chargers Sentry 30 amp 24 volt 115-230 50/60 HZ battery charger for engine batteries Protech 1230 12 volt 40 amp battery charger for generator batteries (3) Guest battery switches (2) Dolphin PW 24100 24 volt 100 amp 115/230V 60/50 hz power supply Dolphin PF 2412-20 24V/12V 20 amp DC/DC converter (2) 100 Amp Senjin automatic isolation/boost transformer (4) 8D 225 amp/hr Gel Cell batteries for engine starting (4) 8D 225 amp/hr Gel Cell batteries for house batteries (2) 225 Amp/hr generator starting batteries Battery boxes w/cover Electrolysis bonding system Generator battery parallel system Engine battery parallel switch Digital 12V and amp meter at main panel Digital 24V and amp meter at main panel (19) Breaker protected 12V circuits at main panel (19) Breaker protected 24V circuits at main panel Digital meter for volts, amps, HZ for AC 220 V system 1 at main panel Digital meter for volts, amps, HZ for AC 220 V system 2 at main panel Digital meter for volts, amps, HZ for AC 100V system 2A at main panel Digital meter for volts, amps, HZ for AC 110V system 2B at main panel (32) 240 volt breaker protected circuits at main panel (44) 110 volt breaker protected circuits at main panel (2) Rotary switches to select port or starboard shore power or generator 1 or 2 Generator start stop panels at main electrical panel DC 24V battery selector switch at main panel (3) Sump pump switches at main panel Head Hunter holding tank monitor at main panel (2) Fuji soft starts for ER fans (2) SMV soft starts for AC compression

Engine Room

CAT C32 1675 hp engines ZF 2070A 2:536:1 transmission ratio (2) 5 Ton 72,000 Cruise Air chilled water AC units (14) Air handlers throughout the vessel 1400 GPD Sea Recovery water maker, 723 hours American Bow Thruster 12" 38 hp bow thruster w/dual props American Bow Thruster 12" 38 hp stern thruster w/dual props American Bow Thruster TRAC 250 stabilizer system w/6 sq. foot fins Hynautic hydraulic steering w/PTO's on both engines (2) Dual Racor 75/1000 fuel filters for each engine (2) Dual Racor 75/1000 fuel filters for each generator Head Hunter 115V M5 Mach 5 freshwater pump "Tides" dripless shaft seals "Tides" dripless rudder seals Reverso 4 point oil change system for engines and generators (6) Rule 3700 GPH bilge pumps (6) Rule high water alarms Van Capellan designed Engine Room noise abatement system Full CAT

manual Engine Room gauges Engine hour meters Start/stop key switches for engines (6)
 24V Incandescent lights (4) 110V Fluorescent lights (2) Coolant recovery bottles for
 main engines (2) Coolant recovery bottles for main generators Sea Fire FM 2000 fire
 control system (2) Auto shut dampers for blowers tied to fire system (4) Fuji AF 300
 soft starts for blowers Airsep crankcase ventilation system Aqualift generator mufflers
 w/exhaust gas/water separators Delta T Engine Room ventilation system w/LCD
 monitor including (2) 15 hp 21" intake blows & (2) 1.5 hp 15" exhaust blowers Nutone
 central vacuum PAR sump pump for each shower Stainless steel fuel manifold
 system 3.5" Stainless steel Aquamet 22 prop shafts 5 Blade Nibral hi performance
 propellers Polished stainless steel exhaust jackets (2) Rexroth PTO's for thrusters (2)
 PTO's for power steering system Shaft bonding brushes (2) Tuthill 24 volt fuel transfer
 pumps w/Fill Rite gauges (2) Stainless steel "Torrid" 40 gallon hot water tank Continuous
 flow hot water circulation pump ABT Hydraulic oil reservoir DC backup freshwater
 pump Hynautic power steering system Heavy Duty stainless steel rudders w/3"
 shafts 150 Gallon fiberglass holding tank for guests 45 Gallon fiberglass holding tank for
 crew Head Hunter Tank Sentry holding tank level indicator Hanman Super Mini waste
 treatment system Y valve for holding tank dockside pump out 220 Volt 2 HP fire pump
 w/on deck fire hose Color coded plumbing pipes for easy identification Clean oil tank
 approx. 60 gallons Dirty oil tank approx. 60 gallons (2) 220 Volt air conditioning raw
 water cooling pumps Watertight Engine Room door w/window Emergency hand bilge
 pump Site gauges on fuel tanks Underwater exhaust Head Hunter Tank Sentry LED
 gauges for fuel & water tank Engine Room camera Stainless steel grab rail overhead in
 Engine Room Engine alarm system for low oil pressure or high water temperature 110
 Volt fluorescent lighting 24 Volt incandescent lighting 24 Volt Morse KE5 electronic
 engine control system, 3 station Kobelt mechanical backup engine control system Heavy
 Duty steering gear w/(3) rams and emergency tiller Overhead rod reels for (4) fishing
 poles Work benches over each engine Two (7) drawer Craftsman tool boxes over port
 engine 58 Gallon grey water tank

Notes:

During 2016/17 4 MAL had a refit that included the following upgrades:

1. Bottom sandblasted and recoated
2. New style prop shaft and rudder seals
3. New Salon couch built, second recovered to match
4. New fire monitoring and controls system
5. One new AC chiller
6. New hydraulic lines
7. New headliner in Master Stateroom, Companionway & both adjacent Guest Cabins
8. New Salon carpet, Oct 2018

Remarks

This 2005 Johnson Flybridge with Euro Transom, 4 MAL represents a great value in today's market! 4 MAL boasts the Country Kitchen layout with four (4) en suite cabins below, plus a separate aft crew for up to four (4) people. The Flybridge is immense and

a prime entertainment spot, resulting from her tender being stored in the garage below. This 2005 Johnson 87' is a best buy in this size range!

Exclusions

While every effort was made to list all pertinent included equipment aboard 4 MAL, there are some personal belongings aboard. Prospective purchasers should assume any item not specifically mentioned herein will not convey at closing.

Disclaimer

The Company offers the details of this vessel in good faith but cannot guarantee or warrant the accuracy of this information nor warrant the condition of the vessel. A buyer should instruct his agents, or his surveyors, to investigate such details as the buyer desires validated. This vessel is offered subject to prior sale, price change, or withdrawal without notice.

Exclusions

Owner's personal belongings.

Disclaimer

The Company offers the details of this vessel or yacht in good faith but cannot guarantee or warrant the accuracy of this information nor warrant the condition of the vessel. A buyer should instruct his representatives, agents, or his surveyors, to investigate such details as the buyer desires validated. This vessel or yacht is offered subject to prior sale, price change, or withdrawal without notice.

PHOTOS


B1 Sln 1 Lkg fwd




B2 Sln 2 to prt




B3 Sln 3 to stbd



B4 Sln 4 Lkg aft




B5 Sln 5 Lkg aft




B6 Sln 6 Dng



B7 Sln 7 Dng Area Lkg fwd



B8 Sln 8 Ent area



B9 Sln 9 Lkg stbd



B9.1 Sln 9.1 pp up bar



C1 Day Hd 1



D1 Glly 1 Lkg fwd



D2 Glly 2 Lkg aft



D3 Glly 3 Entrc dr



D4 Glly 4 Bar



D5 Glly 5 Bar



D6 Gilly 6 Ctr Ktchn



D7 Gilly 7 Dng




D8 Gilly 8 Dng to stbd



D9 Gilly 9 Dng to prt



D9.1 Gilly 9.1 Elct pnl



E1 PH 1



E2 PH 2



E3 PH 3 Hlm



E4 PH 4 Hlm dtl



E5 PH 5 Sttee




E6 PH 6 Entrc




F1 VIP 1 Lkg fwd



F2 VIP 2 Lkg aft to stbd



F3 VIP 3 Lkg aft to prt




G1 VIP Hd 1



H1 Mstr 1 Lkg aft



H2 Mstr 2 to stbd




H3 Mstr 3 to prt




H4 Mstr 4 Lkg fwd




H5 Mstr 5 Hd entrc




I1 Mstr Hd 1 Stbd



I2 Mstr Hd 2 Ctr shwr



I3 Mstr Hd 3 Pt



J1 Stbd Sd Cbn 1




K1 Stbd Gst Hd 1




L1 Pt Gst Cbn 1




L2 Pt Gst Cbn 2




M1 Pt Gst Hd 1




N1 Frdk 1 Bw



N2 Frdk 2 Wdlss dtl



N3 Frdk 3 Bw



N4 Frdk 4 Spcs sd dk




O1 Aft Dk 1



O2 Aft Dk 2 Stg




O3 Aft Dk 3 Stg



O4 Aft Dk 4




O5 Aft Dk 5 Trsm



O6 Aft Dk 6 Swm pltfm



O7 Aft Dk 7 Tdr grg



P1 FB 1 Lkg fwd



P2 FB 2 Lkg aft



P3 FB 3 w umbrlls




P4 FB 4 FB grill




P5 FB 5 Dng



P6 FB 6 Lkg fw



P7 FB 7 Dng



P8 FB 8 Lkg aft




P9 FB 9 Bar




P9.1 FB 9.1 Bar




P9.2 FB 9.2 to stbd




P9.3 FB 9.3 Hlm




P9.4 FB 9.4 Hlm dtl




Q1 Crw 1 Mss




Q2 Crw 2 Mss



Q3 Crw 3 Cpt cbn



Q4 Crw 4 Crw cbn



R1 Eng Rm 1 Lkg fwd



R2 Eng Rm 2 Stbd eng



R3 Eng Rm 3 Bhd stbd eng



R4 Eng Rm 4 Bhd pt eng



S1 Alt Prfl 1



S2 Alt Prfl 2 Strn qtr



S3 Alt Prfl 3



S4 Alt Prfl 4




S5 Alt Prfl 5



S6 Alt Prfl 6



Z5 layout - new



Z5 layout - new



CONTACTS

Andrey Shestakov, leading yacht broker of the sales department of Shestakov Yacht Sales Inc. Shestakov Yacht Sales Inc., the official representative of the Miami/Fort Lauderdale FL headquarters.

Contact details

Email: **andrey@shestakovyachtsales.com**

Web: shestakovyachtsales.com/en/

Telephones

USA: **+1(954)274-4435**

Office hours

Monday – Saturday: **9:00 - 21:00** EDT

Sunday: **closed**

Address



Harbour Towne Marina, 850 NE 3rd St, STE 213, Dania, FL 33004