

AKELA — QUEENSHIP



Судостроитель: QUEENSHIP

Год постройки: 2000

Модель: Моторная яхта

Цена: ЦЕНА ЯХТЫ ПО ЗАПРОСУ

Местонахождение: United States

Длина общая: 68' 0" (20.73m)

Ширина: 17' 2" (5.23m)

Мин. осадка: 5' 9" (1.75m)

Крейс. скорость: 24 Kts. (28 MPH)

Макс. скорость: 29 Kts. (33 MPH)

Купить **Akela — QUEENSHIP** а также выбрать подходящую вам яхту из нашего **каталога яхт** вам поможет опытный яхтенный брокер Андрей Шестаков. На сегодняшний день компания **Shestakov Yacht Sales Inc.** имеет большое количество яхт в **собственном списке продаж**, а также тесно сотрудничает со всеми крупными **яхтенными производителями** по всему миру.

Для того чтобы купить яхту **Akela — QUEENSHIP** а также проконсультироваться по любому вопросу связанному с покупкой, продажей, чартером яхт позвоните по телефону **+7(918)465-66-44**.

ОГЛАВЛЕНИЕ

ОГЛАВЛЕНИЕ	2
ХАРАКТЕРИСТИКИ	6
Обзор	6
Основная информация	6
Размеры	7
Скорость, вместимость и масса	7
Размещение	7
Корпус и палуба	7
Информация о двигателе	7
ПОДРОБНОЕ ОПИСАНИЕ	8
Overview	8
Исключения	13
Отказ от ответственности	13
ФОТОГРАФИИ	14
2	14
3	14
4	14
5	14
6	14
7	14
8	14
9	14
10	15
11	15
12	15
13	15
14	15
15	15

16	15
17	15
18	16
19	16
20	16
21	16
22	16
23	16
24	16
25	16
26	17
27	17
28	17
29	17
30	17
31	17
32	17
33	17
34	18
35	18
36	18
37	18
38	18
39	18
40	18
41	18
42	19
43	19
44	19

45	19
46	19
47	19
48	19
49	19
50	20
51	20
52	20
53	20
54	20
55	20
56	20
57	20
58	21
59	21
60	21
61	21
62	21
63	21
64	21
65	21
66	22
67	22
68	22
69	22
70	22
71	22
72	22
73	22

74	23
75	23
76	23
77	23
КОНТАКТЫ	24
Контактная информация	24
Телефоны	24
Время работы	24
Адрес	24

ХАРАКТЕРИСТИКИ

Обзор

- Well cared for Queenship 68 that shows well for 20 years old. Photos are recent. Engine room is excellent.
- Being prepared for a successful survey and sea trial now.
- August 20, 2020 Akela is hauled for bottom paint, wax, prop speed and fresh zincs. Sea trialed, all systems checked and serviced in preparation for anticipated survey.
- Easy to see at Soverel Harbor Marina in Palm Beach Gardens
- Impressive condition. Aft deck, saloon and galley all on one level
- Beautiful flow of on-deck spaces with covered aft deck with seating and electric height table, double saloon doors open to the saloon and galley forward. Rich high gloss cherry in outstanding condition with ash flooring.
- High Pacific NW build quality,
- 1300 MAN's updated and serviced
- cruise speeds 16-25 knot range, your choice or extended range at 9-11 knots off plane.
- walk-in engine room
- 3 staterooms (2 island berths , and 3rd cabin has side by side singles) 2 heads plus crew quarters from the swim deck with head, shower and galley.
- Two generators
- Impressive sea boat
- TRADES CONSIDERED

Основная информация

Тип судна: Моторная яхта

Подкатегория: Pilothouse

Модельный год: 2000

Год постройки: 2000

Страна: United States

Верх: Bimini Top

Размеры

Длина общая: 68' 0" (20.73m)

Ширина: 17' 2" (5.23m)

Мин. осадка: 5' 9" (1.75m)

Скорость, вместимость и масса

Крейс. скорость: 24 Kts. (28 MPH)

Макс. скорость: 29 Kts. (33 MPH)

Вместимость воды: 202 Gallons

Вместимость сточного бака: 130 Gallons

Объем топливного бака: 1400 Gallons

Размещение

Всего кают: 3

Всего ком. состава: 3

Корпус и палуба

Материал корпуса: Fiberglass

Информация о двигателе

Двигатели: 2

Производитель: MAN

Модель: D29431F404

Тип двигателя: Inboard

Тип топлива: Diesel

ПОДРОБНОЕ ОПИСАНИЕ

Overview

Accommodations

There are three owner and guest staterooms plus a private crew cabin aft of the engine room, under the aft deck. Forward is a spacious VIP guest stateroom with a centerline queen and direct access to a shared head. Aft to port is another guest stateroom with side by side twin bunks. Aft again and down two steps is the full beam master suite with a true queen sized centerline bed. Also aft behind the headboard bulkhead is a full beam master head with a full size tub and shower. Up to the pilothouse level the boat is open from the lower helm to the aft salon bulkhead creating a huge space. The pilothouse is its own dedicated space with water tight lock down hinged doors. There is a wide pilothouse settee with a custom made table. Aft of the pilothouse is the almost concealed galley featuring all high quality appliances installed below counter top level to keep the spacious feeling flowing. The salon is large for a boat this size with a built in L-shaped custom leather sofa.

The crew stateroom is aft and features a wide single bunk, a restroom with separate shower stall and a galley area which features a refrigerator freezer unit and a microwave oven.

Other interior features include: Bright varnished matched cherry wood composite paneling for bulkheads, cabin sides, partitions compartment doors and all cabinetry, furniture assembles and valances with solid matched cherry wood trim that is bright satin varnished. Custom factory built table in the pilothouse with multi wood inlays. Custom factory built multi wood steering wheel in the pilothouse on the custom built cherry wood dash counter assembly. Custom factory hi-lo lift split table in the salon with multi wood inlays on the hinged table tops and matching drop-in leaf which converts the coffee table assembly into a dining table for 8 people. Curved cherry wood and S/S pilothouse to flybridge ladder assembly. Windows, Curtains and Screens:

- Silhouette white fabric curtains on the main salon windows
- Shoji cherry wood framed screens in the master stateroom and master head ports with sea locks
- Shoji cherry wood framed screens in the guest stateroom port
- Day/night shade in the overhead hatch in the fwd (VIP SR)
- Silhouette white fabric curtains on the forward (VIP SR) ports
- Shoji cherry wood framed screens on the port guest SR port

Berth Covers:

- Custom fabric spreads, head board covers and throw pillows for the fwd SR
- Custom made brocade fabric berth cover, head board cover and throw pillows for the master SR berth
- Custom made fabric covers on the port guest SR berths with matching throw pillows
- Custom made fabric cover on the crew quarters berth with matching pillows

Additional Interior Features:

- (5) LCD televisions throughout the vessel
- Bose multi room/multi source surround sound system w/ CD/DVD/VCR in salon
- Sony stereo system w/CD changer
- Black satin finish Corian counter tops for the galley, guest head compartment and master head
- S/S counter top in the crew quarters, galley and atop the chest freezer. Note: the S/S tops double as work shop counter space and provide ease of cleanup
- Full size tub in master head with heavy hinged glass entry door and end enclosure with S/S sea lock assembly
- Custom table lamps
- (2) table lamps in the master stateroom atop the P&S counters with shades
- (2) table lamps in the salon with shades and cherry wood bases and dimmer switch controls

Pilothouse

- Stidd black leather helmsman chair w/electric adjustment
- Leather raised settee
- Custom inlaid teak table
- Stainless and teak flybridge access ladder
- Port and starboard side deck access doors
- Windshield defrosting system
- Glendinning electronics engine controls w/ manual back-up
- Bennett trim tab indicators
- 24VAC Sleipner bow thruster controls
- Dual Onan generator panels w/gauges, hour meters and start/stop switches
- Ritchie compass
- (2) MAN marine diesel alarm systems
- (2) Fireboy fire systems indicators
- (3) electric windshield wipers w/washdown
- 12V and 24Volt DC and 120/240V AC breaker panels

Pilothouse Electronics

- Floscan fuel flow meters with digital tachometers and fuel flow w/counter
- Panasonic telephone switching system with dockside cellular and satellite phone

interface

- KVH tracphone 50 satellite telephone system
- ICOM IC-M602 VHF radio w/class-D DSC transmitter
- ACR RCL 100 remote spotlight
- Simrad Robertson AP22 autopilot
- 2X Garmin GPS Map 2014
- Datamarine digital depth meter
- Garmin 72-mile radar
- FCV-582L color video bottom recorder
- Elbex ECM 1095 color camera switching system w/(2) cameras (engine room and aft deck)
- KVH tracvision satellite TV w/(2) receivers

Flybridge

- Custom "factory" fiberglass lounge/sunpad with cushions and raised bench feature with storage underneath
- Glendinning electronic engine controls with manual back-up
- Ritchie powerdamp compass
- Stidd two person flybridge helm bench
- Bow thruster controls
- Digital tachometers
- Full gauge package
- MAR gauge package remote
- Radar arch with radar mast for separate radar scanners
- Gas propane grill
- Radar arch with mast
- Bimini top w/3 side enclosure
- Flybridge bar w/icemaker
- Corian tables
- (4) Flybridge speakers

Flybridge Electronics

- Simrad AP22 autopilot
- 72 mile Garmin remote
- Interphase forward mount sonar
- Datamarine digital depth remote
- Garmin GPS Map
- Icom ICM127 VHF
- ACR remote spotlight controls
- Stereo w/4 speakers

Deck & Hull

- Nautical Structures Awlgrip white painted EX1500# capacity electro hydraulic auto

rotation davit, located portside on boat deck w/a remote control panel & 24VDC Haldex electro hydraulic pump located forward in the engine room to port. Also includes a nylon lifting harness, S/S hook and cable assembly

- Teak covered aft deck
- Heavy duty S/S boarding ladder
- (3) lockers are provided beneath the swim platform deck with hinged lock down covers
- Newish aft deck seating cushions
- Muir electric capstan windlass w/chain wildcat mounted in a molded fiberglass catch drain
- Polished S/S anchor chute
- (2) 12" bow cleats fed through polished stainless line haulers
- On deck fresh and saltwater anchor wash downs at bow
- Lower and upper helm stations and foredeck windlass up & down switches
- Custom welded heavy duty SS swim ladder
- Boarding ladder
- Side deck courtesy lights
- Bow deck courtesy lights
- Foredeck hailer speaker
- Three watertight bulkheads
- Commercial quality port and stbd. running lights
- Aft flybridge deck flag staff
- Awlgrip paint job, new 4/2008 topsides & 2017 rub rail up
- Avon 8 man liferaft w/hydrostatic release
- Transom and foredeck telephone and cable TV hookups
- Transom shower
- Satfind 406 G-PIRB w/hydrostatic release
- Aft deck teak cocktail table that folds out for dining and raises/lowers electronically
- Oversized integrated swim platform with teak overlay
- 10" corner cleats on platform
- 3" diameter (oversized) transom deck polished S/S staple rails
- Extra deck receiver fittings for staple rail position options
- Fiberglass spray rails (new 2006)
- (2) 7" pop up aft platform edge cleats
- Platform courtesy lights
- Aft deck boarding gate to stbd.
- (1) water tank
- (4) fuel tanks
- Welded S/S hand rails affixed to the port & stbd. sides of the main cabin, above the window line to allow safe movement of crew members along the service side decks
- Water tight access door from swim deck to crew quarters and a water tight access door from crew quarters to engine room

Main Deck

- Welded SS bow rail on S/S stanchions extending aft to the pilothouse doors w/ P&S boarding gates immediately forward of the doors
- (3) S/S drain scuppers through each side deck with OB drain on each
- (4) oval S/S opening ports w/screens through the forward cabin hull sides
- 21 x 21" alloy hatch cover assembly through the forward cabin trunk hatch on center
- S/S fuel tank fill fixture through the port side deck midship
- (2) S/S fuel fill fixtures through the stbd. side deck at midship
- Black nylon mesh, pilothouse and main cabin side window covers

Engine Room

- Glendinning electronic engine controls
- Gauge panels and start/stop switches in engine room
- Bennett trim tabs
- Fireboy FE 241 engine room and lazarette fire system
- Tank Tender tank gauge system
- Windshield wipers
- Queenship 8 pump bilge pump system w/high water indicators
- Queenship systems monitor alarm system
- Raritan head waste system holding tank
- Delta T engine room air supply system
- Air horns
- Air compressor w/ tool takeoff
- Power assisted hynautic hydraulic steering system w/ PTO takeoffs
- 24V DC windlass & bow thruster electrical system, the windlass and the bow thruster electrical supply is provided through two 8D, deep cycle 12V marine batteries that are located in the bilge forward. The batteries are routed through a master battery cutoff switch that is located on the forward bulkhead in the forward bilge compartment.
- Charles 24V DC, 30A charger, located on the aft bulkhead in the guest SR bilge serving as the secondary source for the thruster system; primary charging is off the stbd. engine alternator
- Muir electric capstan windlass w/chain wildcat mounted in a molded fiberglass catch drain
- Complete engine room gauge package w/Faria digital tachometers and start/stop switches
- Dual hydraulic rams on the rudder bar assembly
- Salt water anchor washdown pump
- Behind salon cabinet air circulation system
- Chilled water AC system w/ two (new in 8/2007) separate independent (5 ton) chillers and dual back up air conditioner water circulation pumps, dual strainers, dual thru-hull fittings and dual seacocks

- Watermakers, Inc. 600 gpd watermaker, new 2005
- 120 V AC oil change system for mains, transmissions and generators

Overview

- Outstanding design. Designed for two people to handle around the dock.
- August 2020 Akela is being hauled for bottom paint, Propspeed and fresh zincs. Sea trialed, all systems checked and serviced in preparation for survey.
- Easy to see at Soverel Harbor Marina in Palm Beach Gardens
- Impressive condition. Aft deck, saloon and galley all on one level
- Beautiful flow of on-deck spaces with covered aft deck with seating and electric height table, double saloon doors open to the saloon and galley forward. Rich high gloss cherry in outstanding condition with ash flooring.
- High Pacific NW build quality,
- 1300 MAN's updated and serviced
- cruise speeds 16-25 knot range, your choice or extended range at 9-11 knots off plane.
- walk-in engine room

Machinery and History notes 2010 while known as Exit Strategy the owner had both main engines and generators overhauled from the crank bearings on up. Zero timed to sell. April 2014 while known as Dream she had 1,350 hours on the mains. As a result of the pre-purchase inspection authorized MAN dealer in Ft Lauderdale zero timed all maintenance. Injectors, all coolers, pumps, valve adjustment, belts and hoses as needed. Name changed to Akela.

Исключения

При продаже яхты исключаются личные вещи владельца.

Отказ от ответственности

Компания предоставляет описание судна или яхты добросовестно, но не может гарантировать точность этой информации, а также не ручается за техническое состояние. Покупатель должен проинструктировать своих агентов или оценщиков исследовать представленную информацию более подробно, по собственному желанию. Продажа судна или яхты, изменение цены или снятие с продажи будет происходить без предварительного уведомления.

ФОТОГРАФИИ


2




3



4



5



6



7



8



9



10



11




12



13




14



15



16



17



18



19



20



21



22



23



24



25



26



27




28



29




30



31



32



33



34



35



36



37




38



39



40



41



42



43



44



45



46



47



48



49



50



51




52



53



54



55



56



57



58



59




60



61




62




63



64



65



66



67



68



69



70



71



72



73



74



75



76



77



КОНТАКТЫ

Андрей Шестаков (Andrey Shestakov) – ведущий яхтенный брокер отдела продаж яхт и судов компании Shestakov Yacht Sales Inc. Официальный представитель Shestakov Yacht Sales Inc. для русскоговорящих клиентов в центральном офисе компании в Майами/Форт Лодердейл/Флорида/США.

Контактная информация

Email: **andrey@shestakovyachtsales.com**

Web: shestakovyachtsales.com

Телефоны

Краснодарский край: **+7(918)465-66-44**

США, Майами, Флорида: **+1(954)274-4435**

Время работы

Понедельник – Суббота: **9:00 - 21:00** EDT

Воскресенье: **Закрето**

Адрес



Harbour Towne Marina, 850 NE 3rd St, STE 213, Dania, FL 33004