

# SUMMER MOON EX AMERICAN PRIDE — JARVIS NEWMAN



**Builder:** [JARVIS NEWMAN](#)

**Year Built:** 1994

**Model:** Cruiser

**Price:** PRICE ON APPLICATION

**Location:** United States

**LOA:** 48' 0" (14.63m)

**Beam:** 15' 0" (4.57m)

**Max Draft:** 5' 6" (1.68m)

Our experienced yacht broker, Andrey Shestakov, will help you choose and buy a yacht that best suits your needs **Summer Moon ex American Pride — JARVIS NEWMAN** from **our catalogue**. Presently, at **Shestakov Yacht Sales Inc.**, we have a wide variety of yachts available on **our sale's list**. We also work in close contact with all the big **yacht manufacturers** from all over the world.

If you would like to buy a yacht **Summer Moon ex American Pride — JARVIS NEWMAN** or would like help answering any questions concerning purchasing, selling or chartering a yacht, please call **+1(954)274-4435**

---

# TABLE OF CONTENTS

---

TABLE OF CONTENTS	2
SPECIFICATIONS	5
Overview	5
Basic Information	5
Dimensions	5
Speed, Capacities and Weight	6
Accommodations	6
Hull and Deck Information	6
Engine Information	6
DETAILED INFORMATION	7
Overview	7
Exclusions	14
Disclaimer	14
PHOTOS	15
2	15
3	15
4	15
5	15
6	15
7	15
8	15
9	15
10	16
11	16
12	16
13	16
14	16
15	16

---

16	16
17	16
18	17
19	17
20	17
21	17
22	17
23	17
24	17
25	17
26	18
27	18
28	18
29	18
30	18
31	18
32	18
33	18
34	19
35	19
36	19
37	19
38	19
39	19
40	19
41	19
42	20
43	20
44	20

---

---

45	20
CONTACTS	21
Contact details	21
Telephones	21
Office hours	21
Address	21

---

# SPECIFICATIONS

---

## Overview

---

Recently donated to a non-profit she is available on an interest free lease. One third down, one third paid in 36 payments and the balance to exercise the buy option. Perfect for the sailors ready for a traditional downeast boat. Only Jarvis Newman built with these popular features. Jarvis Newman 48 hull, boat and systems built by Pettigrow and interior finished by Hinckley Yachts in Southwest Harbor Maine. The interior fit and finish is reminiscent of all Hinckleys built in this era. Beautiful satin finish american cherry, high end hardware, abundant large drawers and lockers and a galley that can handle supplies for the long haul. Single 6V92 Detroit Diesel cruise 9-12 knots with a top speed of 14 knots. She has a range of 650 miles at 10 knots leaving 15% in reserve.

- 2 cabins both with ensuite heads and showers
- galley up aft in the saloon
- Utility room with washer and dryer
- Bow thruster
- lower helm with side deck door
- hard enclosed fly bridge
- 18'6" air draft with the hinged mast and antennas down. Relocating the sat tv and radar antennas to the mast and removing the F/B arch would reduce the clearance to 16'8".
- The prettiest boat in the anchorage

## Basic Information

---

**Category:** Cruiser

**Sub Category:** Downeast

**Model Year:** 1994

**Year Built:** 1994

**Country:** United States

## Dimensions

---

**LOA:** 48' 0" (14.63m)

**LWL:** 46' 10" (14.27m)

**Beam:** 15' 0" (4.57m)

**Max Draft:** 5' 6" (1.68m)

---

## Speed, Capacities and Weight

---

**Displacement:** 45000 Pounds

**Water Capacity:** 260 Gallons

**Holding Tank:** 80 Gallons

**Fuel Capacity:** 735 Gallons

---

## Accommodations

---

**Total Cabins:** 2

**Total Berths:** 5

**Total Heads:** 2

---

## Hull and Deck Information

---

**Hull Material:** Fiberglass

---

## Engine Information

---

**Engines:** 1

**Manufacturer:** Detroit Diesel

**Model:** 6V92TA

**Engine Type:** Inboard

**Fuel Type:** Diesel

---

# DETAILED INFORMATION

---

## Overview

---

### Main Salon

Fit and finish of any Hinckley built in this era. Satin finish American cherry, high end robust hardware and accessible storage not found in other boats.

Open and bright with galley up aft to port, lower helm forward to starboard with side deck door.

Oversize elevated settee aft to starboard converts to a berth with storage under. Dry bar cabinet in starboard aft corner of the saloon.

Custom cabinet forward (behind the helm) with 4 drawers (facing inboard), counter high shelf.

- Additional outboard locker with shelf and drop down panel. Counter high bookshelf aft with locker. L-shaped settee to port with large cherry drop leaf table with center storage and two drawers on the end. Two drawers under the settee plus two additional storage bins.
- Smart TV
- Fusion sound system with saloon, cockpit, flybridge and bow speakers.
- Cruiseair rev cycle airconditioning
- Curtains with hidden track and accent lights
- Carpeted cabin sole
- Weems & Plath clock and barometer
- Speakers in saloon, cockpit, bow and bridge
- Furuno Navtec 500 weather fax printer (not in use)
- Garmin GPS
- Sea Tel Satellite TV (not in use)

## Master Stateroom

Oversize V berth arrangement very well designed for storage, drawers, floor space and fresh air

Headroom:

Salon - 6'8"

Guest Cabin - 6'9"

Owner Cabin - 6'10"

All bunk lengths 6'8"

- high gloss teak cabin sole
- Cruisair air conditioning and heat
- Very large tall, deep hanging locker with shelves and cedar lining
- Two single, tall hanging lockers. One is extra deep with shelves
- Double shelf locker
- Wide bureau with 4 drawers and drop panel
- Five additional lower lockers and drop panel
- Four more drawers plus deep chart drawer for full size charts under bert
- Master Head:
- Raritan electric, freshwater flush head
- Corian vanity and Corian shelves in medicine locker
- Double locker behind vanity counter and storage under sink
- Large walk in stall shower with storage locker outboard
- Oversize shower stall with seat

## Guest Stateroom



Two long, wide single berths staggered upper and lower

Tall hanging locker

Additional upper hanging locker with shelf

Overhead locker

Five wide drawers

Book shelf

Additional storage under lower berth plus floor locker

- Oversize Guest Head:
- Wide Corian counters and shelf over outboard locker
- Telephone shower
- Built in soap dispenser

## Galley

U-shaped galley located aft to port in the saloon. Wide Corian counter with custom inlays on fiddles. Custom tile backsplash and counter inlay.

- Teak and holly galley sole
- Ametek cartridge water filters
- Stainless steel Force 10-3 burner propane with oven and broiler with drawer under
- Fireboy S2A propane sensor and control
- Large Corian sink
- DC Sea Frost refrigeration and freezer updated
- Sea Frost temperature gauges flush mounted next to propane control under inboard counter
- One drawer, drop panel and two lockers under (one for trash basket, one for supplies)
- Four drawers and locker with shelf under outboard counter
- Four lockers and built in microwave over aft counter
- Counter top light
- Wine glass and cup holders

## Laundry

- RCA Whirlpool apartment style, stacked, washer and dryer
- Work counter with drawers under plus overhead locker
- Task lighting

## Electrical

- The AC/DC panels and wiring are executed to high yacht standards.
- 12.5 kw, 240 volt Westerbeke generator
- 50 amp, 240-volt shore power
- MasterVolt inverter updated
- Six 8D glass batteries (maintenance free); four house batteries in parallel and two in series for 24 volts for main engine and bow thruster
- Separate generator start battery
- Dockside electrical cable operated by a Glendinning Cablemaster
- Battery Charger

## Flybridge

Enclosed bridge with removable aft curtain and port and starboard seating. Bridge extends aft of the closed section with room for seating, liferaft storage and mast. Mast (drops down) and boom for steadying sail. 18'6" air draft with the hinged mast and antennas down. Relocating the sat tv and radar antennas to the mast and removing the F/B arch would reduce the clearance to 16'8".

Crane with block and tackle. Helm chair with arm and foot rests.

- Opening side windows
- Updated Furuno NavNet 3D MFD 12"
- NMEA 2000 integration
- Simrad auto pilot 2801 with controller on the lower helm
- AIS
- GP330B GPS sensor
- Furuno 48-mile open array radar
- ICOM VHF
- Standard Horizon intercom hailer
- Furuno SV582L fish finder
- Azimuth 1000 compass
- 6" Ritchie compass with second below
- ACR EPIRB
- Helm chair with arm and foot rests
- Flow Scan digital fuel analyzer
- Trim tab controls with dual indicators at both helm stations
- Anchor windlass control
- Autohelm wind, speed and depth
- Bow thruster controls
- 8 panel lights for bilge pumps and salt water pumps
- Bass panel for bridge instruments with amp readout for starting and house batteries; voltmeter for house batteries

## Lower Helm

- Electronics and controls at lower helm station
- Simrad 2801 auto pilot upgraded
- Garmin 640 GPS
- Two multi-function displays (wind, depth, speed)
- Full engine panel
- Bow thruster controls
- Bennett trim tab port and starboard controls
- Engine panel and controls and separate controls for get home engine with back up
- separate AC and DC breaker panels in recessed enclosure with plexiglass doors
- Generator starting panel
- MasterVolt inverter panel
- Tank tender control

- Controls for all the bilge and sump pumps with operating lights
- Lights for high water alarm
- Indicator lights for DC refrigeration and fresh and salt water washdown
- Intercom from bridge to main salon and master stateroom
- Cable TV

## Deck Equipment

- 10hp bow thruster
- Simpson Lawrence V2000 windlass
- Solid teak anchor platform with built in anchor roller and chain stopper
- 60lb Delta primary anchor with 325' chain
- 35lb Danforth anchor with 10' chain, 300 3/4" double braided rode
- Salt water wash down on foredeck
- 4 man Crewsaver offshore liferaft (certification not current)
- Sliding aft door with screen from salon to aft deck
- Stainless handrails on top trunk cabin and on the side of cabin
- Bow rail that extends to mid-cabin (on starboard past side door)
- Double stainless steel rails around one section of bridge
- Semi-enclosed stairwell to bridge with multiple rails
- Swim platform
- Rub rail with 1/2" s/s oval trim
- Atkins and Hoyle 750lb dinghy davits
- Custom stern chocks
- Cockpit storage cover
- cockpit sun shade
- Canvas sun cover for fly bridge area
- Radar arch
- Gas propane grill
- saloon window covers and screens

## Cockpit

- Built in seat with large locker that holds a cockpit table
- Swim platform with transom door (starboard side)

- Hose locker (freshwater hose)
- Dinghy davits
- Four bumpers (under cockpit coaming)
- Barent 28 CST deck winch on aft coaming
- Cablemaster for shore power cord
- Freshwater washdown in cockpit
- cockpit canvas sun shade

## Engine and Mechanical

- GM 692 550hp Main Engine total time is about 5000 hours she was rebuilt at 2700 hours
- Downeast engineering hydraulic take home set up (runs off generator)
- Backup electric hydraulic steering system
- ZF rebuilt transmission - 1.73:1
- Extra sound proofing for the engine room (double balsa and lead shield insulation)
- Espar D5L 12 volt diesel heating system ducted throughout boat
- Reverse cycle Marine Air air conditioning (2 units - 12,000 BTU and 9,000 BTU)
- Carbon monoxide detector
- Automatic oil change pump
- Double Racor fuel filters with change over
- Electric fuel pump for topping filters
- 20 gallon stainless steel hot water tank
- 80 gallon black water holding tank with Groco GM 50 monitor
- Gray water tank (20 gallon) with sump pump
- Three bilge pumps, two emergency pumps and one sump pump

## Performance

Cruise at 10 knots 11 GPH

12 knots 14.7 GPH

16.7-17.0 knots top end

## **Exclusions**

---

Owner's personal belongings.

## **Disclaimer**


---

The Company offers the details of this vessel or yacht in good faith but cannot guarantee or warrant the accuracy of this information nor warrant the condition of the vessel. A buyer should instruct his representatives, agents, or his surveyors, to investigate such details as the buyer desires validated. This vessel or yacht is offered subject to prior sale, price change, or withdrawal without notice.


# PHOTOS

---

2



3



4



5




6



7



8



9



**10**



**11**



**12**



**13**



**14**




**15**



**16**



**17**





**18**



**19**



**20**



**21**



**22**



**23**



**24**



**25**



**26**



**27**



**28**



**29**



**30**



**31**



**32**



**33**



**34**



**35**



**36**



**37**



**38**



**39**




**40**




**41**



**42**



**43**



**44**



**45**



# CONTACTS

---

Andrey Shestakov, leading yacht broker of the sales department of Shestakov Yacht Sales Inc. Shestakov Yacht Sales Inc., the official representative of the Miami/Fort Lauderdale FL headquarters.

## Contact details

---

Email: **andrey@shestakovyachtsales.com**

Web: [shestakovyachtsales.com/en/](https://shestakovyachtsales.com/en/)

## Telephones

---

USA: **+1(954)274-4435**

## Office hours

---

Monday – Saturday: **9:00 - 21:00** EDT

Sunday: **closed**

## Address

---



Harbour Towne Marina, 850 NE 3rd St, STE 213, Dania, FL 33004