

DISTANT PASSION — J BOATS



Builder: J BOATS

Year Built: 2001

Model: Racing Sailboat

Price: PRICE ON APPLICATION

Location: United States

LOA: 34' 5" (10.49m)

Beam: 11' 0" (3.35m)

Min Draft: 6' 5" (1.96m)

Max Draft: 6' 5" (1.96m)

Our experienced yacht broker, Andrey Shestakov, will help you choose and buy a yacht that best suits your needs **Distant Passion — J BOATS** from our catalogue. Presently, at Shestakov Yacht Sales Inc., we have a wide variety of yachts available on our sale's list. We also work in close contact with all the big yacht manufacturers from all over the world.

If you would like to buy a yacht **Distant Passion — J BOATS** or would like help answering any questions concerning purchasing, selling or chartering a yacht, please call **+1(954)274-4435**

TABLE OF CONTENTS

TABLE OF CONTENTS	2
SPECIFICATIONS	4
Overview	4
Basic Information	4
Dimensions	4
Speed, Capacities and Weight	4
Accommodations	4
Hull and Deck Information	4
Engine Information	5
DETAILED INFORMATION	6
Overview	6
Exclusions	10
Disclaimer	10
PHOTOS	11
2	11
3	11
4	11
5	11
6	11
7	11
8	12
9	12
10	12
11	12
12	12
13	12
14	13
15	13

17	13
16	13
18	13
19	13
20	14
21	14
CONTACTS	15
Contact details	15
Telephones	15
Office hours	15
Address	15

SPECIFICATIONS

Overview

All photos were taken 9/28/2020 except the sailing photoImpressive condition. Ready to race. Gel coat crazing is apparentLightly used for one design racing. Dry sailed, shrink wrapped with 5 regattas in 5 years. Deep KeelWheel steeringTriad Trailer Good to used once North sail inventoryTackTick wireless race master electronicsHull #490Block Island Race week 3,3,2,1 so she is capableMast painted in 2018, new rod rigging in 2016

Basic Information

Category: Racing Sailboat

Model Year: 2001

Year Built: 2001

Country: United States

Dimensions

LOA: 34' 5" (10.49m)

Beam: 11' 0" (3.35m)

Min Draft: 6' 5" (1.96m)

Max Draft: 6' 5" (1.96m)

Speed, Capacities and Weight

Displacement: 7750 Pounds

Accommodations

Total Heads: 1

Hull and Deck Information

Hull Material: Fiberglass

Engine Information

Engines: 1

Manufacturer: Yanmar

Engine Type: Inboard

Fuel Type: Diesel

DETAILED INFORMATION

Overview

Details Here

#490 has been lightly used (dry sailed) in the last 5 years. 3 Regattas in 5 years. Shrink wrapped on her trailer.

The owners keep her healthy with new rod rigging in 2016 and the mast painted in 2018

New North class main and 3Di light jib in 2017 (one Regatta)

Hull & Deck Construction

- Lloyd's approved, aircraft grade AL600 epoxy coated CK57 (6 lbs./cu.ft.) Baltek end-grained balsa laminate construction using polyester resin and biaxial glass fabrics. A vinylester resin barrier coat allows a ten-year hull warranty against blisters.
- White gel coat hull with single (1.50" to 3.00") tapered bootstripe.
- Large sit-in cockpit with 6.5' seats with backrests, suitable for cockpit cushions.
- One lazarette locker and two cockpit seat lockers w/flush spring loaded latches.
- Swimming and boarding platform sculptured into transom with integral ladder.
- Cockpit coamings 2.5" high over sidedecks to channel water aft.
- Molded companionway slide-in seahood w/dodger boss/instrument pod.
- ORC size molded-in foredeck toe-rails.
- Stainless steel handrails on cabin trunk.
- GRP molded main structural bulkhead, bonded fore & aft on hull and deck as support for shroud chainplates with single opening to forepeak.
- Fore & aft and transverse keel support beams vacuum bagged to hull.
- Fabricated aluminum mast step with transverse beams fastened to main bulkhead.

Keel & Rudder

- Faired lead & antimony fixed 6.5' draft, fin keel with bulb bolted to a deep molded stub.

- Balanced spade rudder constructed using "E" glass.
- SS shaft mounted in self aligning rudder bearings.
- Composite tiller with adjustable hiking handle.

Spars & Rigging

- Tapered aluminum, fractional-rig mast with double airfoil spreaders, plus boom in anodized finish mast painted 2018
- Nitronic 50 rod rigging with calibrated turnbuckles. new 2016
- Custom 4.25" diameter, clear coated carbon fiber, retractable bowsprit with 1:2 under-deck Harken launching system.
- Integral hydraulic backstay adjuster with 9.5" throw for -6 rod backstay.
- Rigid boomvang with integral cleating.
- Main boom with #1 reef stopper to port and #2 reef sheave on starboard side to double as Cunningham.
- 12:1 internal mainsail outhaul on boom.
- Complete running rigging package

Deck Hardware

- 46:1 two speed self tailing primary winches.
- 35:1 two speed self tailing secondary winches on cabin trunk.
- Double sheave deck organizers (P&S) recessed in dodger spray shield molding.
- Two lock-in winch handles (10").
- Two PVC winch handle holders
- Aluminum mast collar.
- 4 mast mounted turning blocks
- Two double rope clutches aft on the cabin top. Port is main halyard and jib halyard. Starboard is for cunningham/reef and spinnaker halyard.
- Two jib sheet cars on a 3 foot 32mm clear anodized "T" track (P&S) with aft end stops.
- Camcleat for headsail furler.
- Side mounted rope clutch for spinnaker tack line.
- Traveler track recessed in cockpit seat with 4:1 adjustment system.
- 6:1 racing mainsheet system led to a center-mounted heavy duty swivel base with single ratchet and camcleat aft of traveler; and a 24:1 fine tune system cleated to a swivel base

with camcleat on front side of traveler.

- Custom double-rail stainless bow pulpit and dual corner stern rails with transom gate.
- Low profile headsail furler mounted on stemhead with control line aft to port side of cabin trunk where tail can be used on primary winch.
- Tapered lifeline stanchions with heavy duty deck plates.
- Four 4-bolt mooring cleats.
- Double foot blocks to lead spinnaker/jib sheets to the cockpit or cabin house.
- Cams for lazy spin sheets, mounted aft of primary winches.
- Two heavy duty "U" bolts aft for spinnaker sheet blocks.
- 20x20 articulated foredeck hatch.
- 10x10 vent hatch in head.
- Opening ports in sides of cabin trunk.
- Light weight, cored, low-profile companionway sliding hatch and acrylic offshore dropboard with inside/outside opening hasp.
- Cockpit operated bilge pump.
- Three 12"x 20" polypropylene mesh line bags.
- Custom SS chainplates, stemhead and backstay tang.
- Main Cunningham/Reef block on reef hook for single line reefing system.

Auxiliary Power

- Yanmar 3YM20 20 hp, 3 cylinder, diesel engine with 80 amp alternator.
- Two-blade 15" folding prop.
- Yanmar engine instrument panel in cockpit with acrylic cover.
- Engine throttle control with neutral safety switch.
- 12-gallon alloy fuel tank with baffles and inspection/clean out port.

Systems

- One 90 amp deep-cycle battery.
- On/Off battery switch.
- Electrical panel w/circuit breakers.
- LED Navigation lights.
- All chainplates with lightning grounds.
- Five swiveling halogen reading lights.
- One fluorescent light in head.
- Seahood pre-wired for instruments with 6 wire 22 gauge cable to nav station
- Automatic bilge pump w/check valve & panel switch for manual operation

Interior

- Off-white low-maintenance bulkheads, and lightweight bin panels with vinyl trim and teak cap moldings.
- Teak and holly style synthetic high-wear cabin sole with epoxy sealed end grain.
- Storage bins outboard of settee berths.

- Nav station with flip-up lid to access charter storage, and outboard shelf and nav panel to house instruments.
- Galley unit with polished stainless galley sink with fresh water foot pump and 5 gallon portable water tank with thru-hull drain.
- Forward of the main bulkhead is a changing area, hanging locker and marine head with 12 gal polyethylene holding tank or "Y" valve for direct offshore discharge.
- Holding tank overboard discharge manual pump.
- Forward of the head area is a lightweight bulkhead with V-berth and below berth storage.
- Choice of acrylic fabrics for main cabin settee cushions. Optional V-berth cushions, as well as cockpit cushions that double as settee backrests below.
- Vinyl liner on cabin overhead and hull ceilings.
- 12x18 mirror in head.
- Rugged 54 qt. top opening, portable cooler under companionway ladder.
- Custom Wheel Package: Edson Racing Series 48" white Aluminum Wheel with Natural Leather Grip; Ritchie 5" Binnacle Compass with Light; Custom GRP Molded Pedestal with SS Guard; Aluminum Emergency Tiller.

Misc gear included

- Triad trailer. J-105 specific 1T9S352BX8N013049 tandem 16" wheels, dunnage box, bow ladder
- 2 cockpit speakers
- 5 fenders
- Hydraulic backstay adjuster, self contained SailTec
- Navy blue cushions with white piping
- manual fresh water system with foot pump and sink and cooler
- Bucket, tools, windex, winch handles, life sling, 7 life vests (perf style)
- Standard Horizon explorer VHF with cockpit ram mic
- Sony stereo
- Dunnage box with spares, lubes and misc gear

Sail Inventory

- North 3DI race jib light
- North 102% jib light

- North 3DI jib light 2016 (2 regattas)
- (2) North class mainsails, 1 fresh
- 3 Asym North spinnakers, 1 fresh A2 included AirX700
- North Gennaker .05oz

Exclusions

Owner's personal belongings.

Disclaimer

The Company offers the details of this vessel or yacht in good faith but cannot guarantee or warrant the accuracy of this information nor warrant the condition of the vessel. A buyer should instruct his representatives, agents, or his surveyors, to investigate such details as the buyer desires validated. This vessel or yacht is offered subject to prior sale, price change, or withdrawal without notice.

PHOTOS

2




3



4



5



6



7



8



9



10



11




12



13



14



15



16



17




18



19



20



21



CONTACTS

Andrey Shestakov, leading yacht broker of the sales department of Shestakov Yacht Sales Inc. Shestakov Yacht Sales Inc., the official representative of the Miami/Fort Lauderdale FL headquarters.

Contact details

Email: **andrey@shestakovyachtsales.com**

Web: shestakovyachtsales.com/en/

Telephones

USA: **+1(954)274-4435**

Office hours

Monday – Saturday: **9:00 - 21:00 EDT**

Sunday: **closed**

Address



Harbour Towne Marina, 850 NE 3rd St,
STE 213, Dania, FL 33004