

RHYTHM — IRWIN YACHTS



Builder: [IRWIN YACHTS](#)

Year Built: 1982

Model: Center Cockpit

Price: PRICE ON APPLICATION

Location: United States

LOA: 46' 0" (14.02m)

Beam: 13' 6" (4.11m)

Min Draft: 4' 8" (1.42m)

Max Draft: 10' 11" (3.33m)

Our experienced yacht broker, Andrey Shestakov, will help you choose and buy a yacht that best suits your needs **Rhythm — IRWIN YACHTS** from our catalogue. Presently, at Shestakov Yacht Sales Inc., we have a wide variety of yachts available on our sale's list. We also work in close contact with all the big yacht manufacturers from all over the world.

If you would like to buy a yacht **Rhythm — IRWIN YACHTS** or would like help answering any questions concerning purchasing, selling or chartering a yacht, please call **+1(954)274-4435**

TABLE OF CONTENTS

TABLE OF CONTENTS	2
SPECIFICATIONS	8
Overview	8
Basic Information	8
Dimensions	8
Speed, Capacities and Weight	8
Accommodations	8
Hull and Deck Information	9
Engine Information	9
DETAILED INFORMATION	10
MAIN DESCRIPTION	10
IRWIN 46 CENTER COCKPIT KETCH RHYTHM MEDIA	10
IRWIN 46 CENTER COCKPIT KETCH RHYTHM WALKTHROUGH	10
IRWIN 46 CENTER COCKPIT KETCH RHYTHM ACCOMODATIONS	13
IRWIN 46 CENTER COCKPIT KETCH RHYTHM MAIN CABIN	15
IRWIN 46 CENTER COCKPIT KETCH RHYTHM NAV STATION	16
IRWIN 46 CENTER COCKPIT KETCH RHYTHM GALLEY	16
IRWIN 46 CENTER COCKPIT KETCH RHYTHM AFT HEAD	18
IRWIN 46 CENTER COCKPIT KETCH RHYTHM FORWARD ENSUITE HEAD	19
IRWIN 46 CENTER COCKPIT KETCH RHYTHM COCKPIT	20
IRWIN 46 CENTER COCKPIT KETCH RHYTHM HELM	20
IRWIN 43 CENTER COCKPIT KETCH RHYTHM SAILS & CANVAS	21
IRWIN 46 CENTER COCKPIT KETCH RHYTHM RIG	21
IRWIN 46 CENTER COCKPIT KETCH RHYTHM DECK + HULL	22
IRWIN 46 CENTER COCKPIT KETCH RHYTHM ELECTRONICS	23
IRWIN 46 CENTER COCKPIT KETCH RHYTHM ELECTRICAL	24
IRWIN 46 CENTER COCKPIT KETCH RHYTHM MECHANICAL	24
IRWIN 46 CENTER COCKPIT KETCH RHYTHM SAFETY	25

IRWIN 46 CENTER COCKPIT KETCH - RHYTHM TENDER	26
DISCLAIMER	26
Exclusions	26
Disclaimer	26
PHOTOS	28
Irwin 46 Center Cockpit Ketch - Rythm - 1	28
Irwin 46 Center Cockpit Ketch - Rythm - 2	28
Irwin 46 Center Cockpit Ketch - Rythm - 3	28
Irwin 46 Center Cockpit Ketch - Rythm - 4	28
Irwin 46 Center Cockpit Ketch - Rythm - 5	28
Irwin 46 Center Cockpit Ketch - Rythm - 6	28
Irwin 46 Center Cockpit Ketch - Rythm - 7	29
Irwin 46 Center Cockpit Ketch - Rythm - 8	29
Irwin 46 Center Cockpit Ketch - Rythm - 9	29
Irwin 46 Center Cockpit Ketch - Rythm - 10	29
Irwin 46 Center Cockpit Ketch - Rythm - 11	29
Irwin 46 Center Cockpit Ketch - Rythm - 12	29
Irwin 46 Center Cockpit Ketch - Rythm - 13	30
Irwin 46 Center Cockpit Ketch - Rythm - 14	30
Irwin 46 Center Cockpit Ketch - Rythm - 15	30
Irwin 46 Center Cockpit Ketch - Rythm - 16	30
Irwin 46 Center Cockpit Ketch - Rythm - 17	30
Irwin 46 Center Cockpit Ketch - Rythm - 18	30
Irwin 46 Center Cockpit Ketch - Rythm - 19	31
Irwin 46 Center Cockpit Ketch - Rythm - 20	31
Irwin 46 Center Cockpit Ketch - Rythm - 21	31
Irwin 46 Center Cockpit Ketch - Rythm - 22	31
Irwin 46 Center Cockpit Ketch - Rythm - 23	31
Irwin 46 Center Cockpit Ketch - Rythm - 24	31

Irwin 46 Center Cockpit Ketch - Rythm - 25	32
Irwin 46 Center Cockpit Ketch - Rythm - 26	32
Irwin 46 Center Cockpit Ketch - Rythm - 27	32
Irwin 46 Center Cockpit Ketch - Rythm - 28	32
Irwin 46 Center Cockpit Ketch - Rythm - 29	32
Irwin 46 Center Cockpit Ketch - Rythm - 30	32
Irwin 46 Center Cockpit Ketch - Rythm - 31	33
Irwin 46 Center Cockpit Ketch - Rythm - 32	33
Irwin 46 Center Cockpit Ketch - Rythm - 33	33
Irwin 46 Center Cockpit Ketch - Rythm - 34	33
Irwin 46 Center Cockpit Ketch - Rythm - 35	33
Irwin 46 Center Cockpit Ketch - Rythm - 36	33
Irwin 46 Center Cockpit Ketch - Rythm - 37	34
Irwin 46 Center Cockpit Ketch - Rythm - 38	34
Irwin 46 Center Cockpit Ketch - Rythm - 39	34
Irwin 46 Center Cockpit Ketch - Rythm - 40	34
Irwin 46 Center Cockpit Ketch - Rythm - 41	34
Irwin 46 Center Cockpit Ketch - Rythm - 42	34
Irwin 46 Center Cockpit Ketch - Rythm - 43	35
Irwin 46 Center Cockpit Ketch - Rythm - 44	35
Irwin 46 Center Cockpit Ketch - Rythm - 45	35
Irwin 46 Center Cockpit Ketch - Rythm - 46	35
Irwin 46 Center Cockpit Ketch - Rythm - 47	35
Irwin 46 Center Cockpit Ketch - Rythm - 48	35
Irwin 46 Center Cockpit Ketch - Rythm - 49	36
Irwin 46 Center Cockpit Ketch - Rythm - 50	36
Irwin 46 Center Cockpit Ketch - Rythm - 51	36
Irwin 46 Center Cockpit Ketch - Rythm - 52	36
Irwin 46 Center Cockpit Ketch - Rythm - 53	36

Irwin 46 Center Cockpit Ketch - Rythm - 54	36
Irwin 46 Center Cockpit Ketch - Rythm - 55	37
Irwin 46 Center Cockpit Ketch - Rythm - 56	37
Irwin 46 Center Cockpit Ketch - Rythm - 57	37
Irwin 46 Center Cockpit Ketch - Rythm - 58	37
Irwin 46 Center Cockpit Ketch - Rythm - 59	37
Irwin 46 Center Cockpit Ketch - Rythm - 60	37
Irwin 46 Center Cockpit Ketch - Rythm - 61	38
Irwin 46 Center Cockpit Ketch - Rythm - 62	38
Irwin 46 Center Cockpit Ketch - Rythm - 64	38
Irwin 46 Center Cockpit Ketch - Rythm - 63	38
Irwin 46 Center Cockpit Ketch - Rythm - 65	39
Irwin 46 Center Cockpit Ketch - Rythm - 66	39
Irwin 46 Center Cockpit Ketch - Rythm - 67	39
Irwin 46 Center Cockpit Ketch - Rythm - 68	39
Irwin 46 Center Cockpit Ketch - Rythm - 69	40
Irwin 46 Center Cockpit Ketch - Rythm - 70	40
Irwin 46 Center Cockpit Ketch - Rythm - 71	40
Irwin 46 Center Cockpit Ketch - Rythm - 72	40
Irwin 46 Center Cockpit Ketch - Rythm - 73	41
Irwin 46 Center Cockpit Ketch - Rythm - 74	41
Irwin 46 Center Cockpit Ketch - Rythm - 75	41
Irwin 46 Center Cockpit Ketch - Rythm - 76	41
Irwin 46 Center Cockpit Ketch - Rythm - 78	42
Irwin 46 Center Cockpit Ketch - Rythm - 77	42
Irwin 46 Center Cockpit Ketch - Rythm - 79	42
Irwin 46 Center Cockpit Ketch - Rythm - 80	42
Irwin 46 Center Cockpit Ketch - Rythm - 82	43
Irwin 46 Center Cockpit Ketch - Rythm - 81	43

Irwin 46 Center Cockpit Ketch - Rythm - 83	43
Irwin 46 Center Cockpit Ketch - Rythm - 84	43
Irwin 46 Center Cockpit Ketch - Rythm - 85	43
Irwin 46 Center Cockpit Ketch - Rythm - 86	43
Irwin 46 Center Cockpit Ketch - Rythm - 87	44
Irwin 46 Center Cockpit Ketch - Rythm - 88	44
Irwin 46 Center Cockpit Ketch - Rythm - 89	44
Irwin 46 Center Cockpit Ketch - Rythm - 90	44
Irwin 46 Center Cockpit Ketch - Rythm - 92	44
Irwin 46 Center Cockpit Ketch - Rythm - 91	44
Irwin 46 Center Cockpit Ketch - Rythm - 93	45
Irwin 46 Center Cockpit Ketch - Rythm - 94	45
Irwin 46 Center Cockpit Ketch - Rythm - 95	45
Irwin 46 Center Cockpit Ketch - Rythm - 96	45
Irwin 46 Center Cockpit Ketch - Rythm - 98	46
Irwin 46 Center Cockpit Ketch - Rythm - 97	46
Irwin 46 Center Cockpit Ketch - Rythm - 99	46
Irwin 46 Center Cockpit Ketch - Rythm - 100	46
Irwin 46 Center Cockpit Ketch - Rythm - 101	47
Irwin 46 Center Cockpit Ketch - Rythm - 102	47
Irwin 46 Center Cockpit Ketch - Rythm - 103	47
Irwin 46 Center Cockpit Ketch - Rythm - 104	47
Irwin 46 Center Cockpit Ketch - Rythm - 105	47
Irwin 46 Center Cockpit Ketch - Rythm - 106	47
Irwin 46 Center Cockpit Ketch - Rythm - 107	48
Irwin 46 Center Cockpit Ketch - Rythm - 108	48
Irwin 46 Center Cockpit Ketch - Rythm - 112	48
Irwin 46 Center Cockpit Ketch - Rythm - 113	48
Irwin 46 Center Cockpit Ketch - Rythm - 114	49

Irwin 46 Center Cockpit Ketch - Rhythm - 115	49
Irwin 46 Center Cockpit Ketch - Rhythm - 116	49
CONTACTS	50
Contact details	50
Telephones	50
Office hours	50
Address	50

SPECIFICATIONS

Overview

The 46 Center Cockpit Ketch is one of legendary Ted Irwin's most successful yachts. Designed as the ultimate cruising yacht, with solid performance under sail and great live aboard attributes, Rhythm can get you where you want to go. This one owner yacht features a swing keel that is great for shallow waters of the Chesapeake, though she can take you far beyond. Likewise, her spacious design makes her a clear choice for a liveaboard. She is fully equipped and ready for her second owner, so call for a showing today!

Basic Information

Category: Center Cockpit

Model Year: 1982

Year Built: 1982

Country: United States

Dimensions

LOA: 46' 0" (14.02m)

Beam: 13' 6" (4.11m)

Min Draft: 4' 8" (1.42m)

Max Draft: 10' 11" (3.33m)

Clearance: 58' 0" (17.68m)

Speed, Capacities and Weight

Displacement: 33000 Pounds

Water Capacity: 190 Gallons

Fuel Capacity: 110 Gallons

Accommodations

Total Cabins: 2

Total Berths: 4

Total Heads: 2

Hull and Deck Information

Hull Material: Fiberglass

Engine Information

Engines: 1

Manufacturer: Perkins

Model: 4-154

Engine Type: Inboard

Fuel Type: Diesel

DETAILED INFORMATION

MAIN DESCRIPTION

The 46 Center Cockpit Ketch is one of legendary Ted Irwin's most successful yachts. Designed as the ultimate cruising yacht, with solid performance under sail and great live aboard attributes, Rhythm can get you where you want to go. This one owner yacht features a swing keel that is great for shallow waters of the Chesapeake, though she can take you far beyond. Likewise, her spacious design makes her a clear choice for a liveaboard. She is fully equipped and ready for her second owner, so call for a showing today!

IRWIN 46 CENTER COCKPIT KETCH RHYTHM MEDIA

To view media files on Rhythm type or cut and paste these links (case sensitive) into your web browser:

Virtual Tour:

Video Tour:

Photo Slide Show:

Irwin Website:

IRWIN 46 CENTER COCKPIT KETCH RHYTHM WALKTHROUGH

COCKPIT

The spacious center cockpit features a 270 degree cushioned seating for 9 around the helm and a folding teak cockpit table. The helm has a destroyer wheel partially wrapped in ropework, magnetic compass, Garmin GPS, autopilot, stereo volume control, level gauge, wheel lock and engine controls.

Moving forward of the helm stereo speakers are mounted port and starboard in the coaming, with two cubbies found on either side of each speaker.

Two Barlow 27 2-Speed winches for foresail trim are mounted on the cockpit coaming just forward of the helm stations. Two additional Barlow 19 2-Speed winches for main sheet trim and swing keel control are mounted on the cabin top on either side of the salon companionway.

The cockpit is protected from the sun and sea by a Bimini with Eisenglass curtains.

AFT DECK

Extending behind the cockpit the spacious aft deck is large enough to accommodate 4 folding chairs and features tender davits, a transom locker and cooler mount.

TOPSIDES

Moving forward the deck is protected by a stainless steel bow and stern rails connected by dual lifelines running the length of the deck port and starboard; gates are found just forward of the cockpit, port and starboard. A horseshoe throwable pfd is mounted on the starboard side by the cockpit

Five hatches are found on the forward and aft cabin tops, four teak hand rails run along the forward cabin top. Six opening portlights are mounted in the hull and 6 fixed and five opening portlights are found on the cabin top, with an additional four found in the cockpit well.

Foresail tracks run along on the port and starboard gunwales, which are raised and capped with teak. Cleats are found at the bow and stern.

The bowsprit features dual anchor roller mounts serviced by an electric windless, and a washdown hose fitting. The bow is completed by two cleats with hawseholes.

The ketch rig features single spreader masts, a headsail roller fueler, mechanical boom vang and lazy jacks. Two Barlow winches are mounted on each mast for halyard management. The standing rigging is stainless wire cable.

MAIN CABIN

Entering the main cabin from the cockpit via a center mounted companionway a large salon opens up with seating for six. The main cabin, as well as the rest of the interior, features teak paneling, teak appointed joinery and a teak and holly sole. With an L shaped settee, an adjustable height teak leafed table and two swivel bucket chairs the salon offers a spacious and comfortable area for the crew to gather. Storage lockers with fixed portlights above are found along the port and starboard sides and behind and under the settee. The navigation station is found aft of the settee on the port side. Two stereo speakers are mounted on the forward bulkhead. Plenty of light is provided by seven portlights and two overhead hatches and overhead lights. Ventilation is provided by the two hatches, the cockpit companionway an opening portlight and reverse cycle air conditioning.

GALLEY

The L-shaped galley is located on the starboard side, aft of the salon and features a three burner stove/oven, microwave oven, double stainless steel sink and a large top access refrigerator with cold plate technology. A breakfast bar above the sink extends into the salon. Storage is provided by over and under counter lockers, drawers and shelving. A wine glass rack helps keep the galley neat and organized. A door in the aft galley bulkhead leads to the aft cabin.

CREW BERTHS/READING ALCOVE:

Two crew berths are located opposite the galley aft of navigation station. The top berth folds down to create a settee converting the area into an alcove for reading. A built in book shelf is found opposite, with a door leading to the aft head located at the aft bulkhead. There are three storage compartments beneath the lower bunk.

AFT CABIN

The full beam aft cabin is accessed via the galley or the aft head and features a queen size berth, vanity and seat. Shelving runs along the port and starboard sides with lockers and drawers underneath. Additional storage is provided by a hanging locker with cedar planks, plus drawers and lockers under the berth. A seat is found on the starboard side. The vanity located on the forward bulkhead between the cabin and head doors and features a counter, mirror, swing stool and overhead lighting. Additional light is provided by overhead cabin lights. Ventilation is provided opening portlights, an overhead hatch and reverse cycle air conditioning.

AFT HEAD

The Aft head is found on the port side extending between the aft cabin and crew berths. The head features a separate, walk through, sit down shower, electric marine toilet, and a molded counter top sink with hot and cold running water. Entering the head from the aft cabin, the sink is along the aft bulkhead with the marine toilet on the port side. The shower occupies the forward section of the head and features bench and door leading to the crew berths. There are storage lockers below the sink and above and behind the head, with a shelf atop. A mirror is mounted on the aft bulkhead above the sink. Other features include a 120 vac outlet, overhead lighting, and a towel rack. Ventilation is provided by two opening portlights and a louvered door panel.

FORWARD CABIN

Moving forward from the salon, access to the forward cabin is found through a door in the forward salon bulkhead. The cabin features a v-berth with drawers beneath. Additional storage is provided by a chest of drawers and a hanging locker, with countertops. A seat with a locker and shelf behind is found on the starboard side with access to the private ensuite head opposite on the port side. An overhead light and two reading lamps offer plenty of light in the evening. Ventilation is provided by three opening portlights an overhead hatch, a fan and reverse cycle air conditioning. Access to the chain locker is found on the forward bulkhead.

FORWARD ENSUITE HEAD

The forward ensuite wet head is accessed from the forward cabin. The head features an fresh water toilet Vacuflush toilet, and a stainless steel sink with hot and cold running water and shower wand. Entering the head the marine toilet and sink are along the port side. There are storage lockers above and below the sink. Other features include a 120 vac outlet, a forward bulkhead mounted mirror, overhead lighting, and a towel rack. Ventilation is provided by an opening portlight an overhead hatch and a louvered door panel.

ENGINE COMPARTMENT

The engine compartment is between the galley and crew bunks and is accessed from panels in those spaces and also in the aft cabin.

IRWIN 46 CENTER COCKPIT KETCH RHYTHM ACCOMODATIONS

AFT CABIN

The full beam aft cabin is accessed via the galley or aft head and features:

- Private cabin with teak door
- Teak paneling
- Teak & holly sole
- Teak appointed joinery
- Full beam Queen berth; (sleeps 2)
- 5 Under berth drawers
- 4 Drawers, 1 storage locker with countertop, port side
- Storage lockers with countertop, starboard side
- Hanging locker with cedar planking; shelf atop; starboard side forward
- Vanity with top table, mirror, swing stool and over counter light
- Seat
- 2 Towel hooks
- 2 120 vac outlets
- 6 Overhead lights; 12 vdc
- A/C register
- Reverse cycle A/C control panel
- Opening overhead hatch
- 4 Opening portlights
- Head access; port side forward

- Fire extinguisher

FORWARD CABIN

The forward cabin is accessed via a door in the salon forward bulkhead and includes:

- Private cabin with teak door
- Teak paneling
- Teak & holly sole
- Teak joinery
- V-berth with insert; (sleeps 2)
- 6 Under berth drawers
- Hanging locker with cedar planking; shelf atop; aft starboard side
- Chest of 5 drawers with countertop; aft port side
- Seat with locker behind
- Chain well access, forward bulkhead
- Overhead light; 12 vdc
- 2 Reading lamps; 12 vdc
- 3 120 vac outlets
- A/C Register
- Reverse Cycle A/C Control panel
- Opening overhead hatch
- 3 Opening portlights
- Fan; 12 vdc
- Ensuite Head access, aft portside

CREW BERTHS/READING ALCOVE:

The crew berths are located between the nav station and the aft head. The top berth can be lowered to create a settee converting the area to a reading alcove:

- Teak paneling

- Teak & holly sole
- Teak joinery
- 2 Over/under berths
- Top berth folds down to create settee/reading alcove
- Bookshelf
- 3 lockers under lower berth
- Aft head access
- Overhead light; 12 vdc
- 2 Opening portlights

IRWIN 46 CENTER COCKPIT KETCH RHYTHM MAIN CABIN

The main cabin is entered from the cockpit, six steps down via a center companionway and features:

- Teak paneling
- Teak & holly sole
- Teak joinery
- Port side L-Settee, seats 4, with fixed teak adjustable table
- 2 Bucket swivel chairs; starboard side
- 4 Front access lockers behind settees and chairs
- Storage lockers under settees
- Chest of 3 drawers with countertop and liquor locker; starboard side forward
- 2 Realistic Stereo speakers
- Ships bell
- Airguide barometer
- Airguide temperature/humidity instrument
- 4 Fixed portlights w/blinds

- 2 Fixed portlights
- 1 Opening portlight
- 2 Overhead opening hatches
- 6 Overhead lights; 12 vdc
- A/C Register
- Reverse Cycle A/C Control panel
- 120 vac outlet

IRWIN 46 CENTER COCKPIT KETCH RHYTHM NAV STATION

The navigation station is on the port side at the end of the settee and includes:

- Teak joinery
- Navigation table with lift top storage
- Under desk locker
- 2 Overhead lights, white & red; 12 vdc
- Electrical breaker panel; 12 vdc, 120 vac
- Uniden OCEANUS DSC Submersible VHF Radio with wireless hand held repeater
- Kenwood KMR-330 HD SAT Ready Radio/CD Player
- Xantrex Tru Charge 2 battery charging system control panel
- Water tank level gauge
- Seth Thomas Tide Clock

IRWIN 46 CENTER COCKPIT KETCH RHYTHM GALLEY

The galley is on the starboard side, aft of the salon, and features L-layout comprised of a starboard side counter and stove. A second adjoining counter and sink extending midships with a breakfast bar above. The galley features:

- Teak + holly sole
- Teak appointed joinery

- Over head light; 12 vdc

Starboard Side Counter:

- 3 over counter lockers with shelf atop
- 4 under counter drawers
- 1 under counter locker
- Counter top access refrigerator/freezer
- Hille Range 3 burner propane stove/oven; gimbaled
- Sunbeam toaster
- Coffee pot
- Wine glass rack
- Opening portlight
- 120 vac outlet
- Aft bulkhead mounted lamp, 12 vac
- Aft bulkhead mounted mirror

Forward Counter:

- Double stainless steel sink with hot & cold running water and foot pump spigot
- Under sink locker
- Over counter locker
- countertop access locker
- Breakfast Bar above and behind counter
- A/C Register
- Xantrex Pro XM1800 Inverter control panel
- Isotherm refrigerator control
- LP Gas solenoid switch

Bulkhead opposite side counter:

- Small counter with Kenmore microwave oven; model 721.66102500

-
- Paper towel holder
 - Pantry locker
 - 120 vac outlet
 - Emergency manual bilge pump port
 - Generator control panel
 - Opening portlight

IRWIN 46 CENTER COCKPIT KETCH RHYTHM AFT HEAD

The aft head is on the port side between the aft cabin and the crew bunks and includes:

- Raritan electric marine toilet
- Separate shower; including:
 - * Shower wand, hot & cold running water
 - * Shower wand mount
 - * Seat
 - * Shower curtain
 - * Overhead light; 12 vdc
 - * Opening portlight
 - * Door to crew bunks
- Molded countertop sink w/hot and cold running water
- Counter top
- Under sink locker
- Under counter locker
- Mirror over sink
- 2 Storage lockers above/behind toilet with fiddled shelf atop
- Towel rack
- Toilet paper holder

- 120 vac outlet
- Over mirror light; 12 vdc
- Overhead light; 12 vdc
- Opening portlight

IRWIN 46 CENTER COCKPIT KETCH RHYTHM FORWARD ENSUITE HEAD

The forward ensuite wet head is located in the port aft section of the forward cabin and includes:

- Dometic/Seaguard Vacuflush marine toilet
- Stainless steel sink w/hot and cold running water
- Shower wand, hot & cold running water
- Shower wand mount
- Counter top with wooden fiddle
- Under sink locker
- Above sink locker
- Mirror next to sink
- Towel rack
- Trash can
- Tankwatch level monitor system panel
- Vacuflush circuit breaker switch
- Washdown pump switch
- Over mirror light; 12 vdc
- Overhead light; 12 vdc
- Opening portlight
- Overhead hatch

IRWIN 46 CENTER COCKPIT KETCH RHYTHM COCKPIT

The center cockpit is midships and features:

- Teak deck grate sole
- Seating for 9:
 - * Port and starboard bench seating for 6 passengers
 - * Aft bench seating for helmsman and 2 passengers
- Cockpit cushions
- Destroyer wheel helm stations with instrument cluster
- Center mounted teak cockpit table with cupholder
- 2 Stereo speakers
- Bimini top, with Eisenglass curtains
- 4 Storage cubbies behind seat back cushions
- Companionway to salon; center forward

IRWIN 46 CENTER COCKPIT KETCH RHYTHM HELM

The helm station is found in the cockpit aft and includes:

- Stainless steel destroyer wheel, with rope work
- Gemini magnetic compass
- Garman GPSmap 192C chartplotter
- Datamarine Speed, Wind and Depth instruments (mounted on port deckhouse bulkhead)
- Simrad Autohelm, model WP30
- Engine throttle/gear shift
- Engine control panel
- Level-o-Gauge
- Hand held search light plugin
- Volume control

- Wheel break
- Winch handle holder
- Hand hold

IRWIN 43 CENTER COCKPIT KETCH RHYTHM SAILS & CANVAS

- Main Sail
- 120 Genoa
- Spare Genoa - North Sails
- Bimini top with Eisenglass curtains
- Mainsail cover
- Cabin cover
- Windchute

IRWIN 46 CENTER COCKPIT KETCH RHYTHM RIG

- Masthead ketch rig
- Aluminum single spreader main mast; Annapolis Spars
 - * Barlow 23 and 19 winches, mast mounted port and starboard
- Aluminum single spreader mizzen mast
 - * 2 Barlow 16 winches, mast mounted port and starboard
- 2 Aluminum booms
 - * Mechanical boom vang
 - * Main boom lazy jacks
- Hyde Roller Furler
- Stainless steel wire standing rigging

IRWIN 46 CENTER COCKPIT KETCH RHYTHM DECK + HULL

- Fiberglass construction
- One piece molded hull
- One piece molded deck
- Centerboard keel
- 3 blade propeller
- Double bow pulpit anchor mounts w/rollers
- Nilsson electric windless
- Scotland 43 QCR Anchor
- Danforth Anchor
- Chain well (forward cabin access)
- Washdown hose receptacle
- Propane locker
- Transom locker
- 2 Barlow 27, 2 speed winchs; cockpit coming mounted with cleats, port & starboard
- 2 Barlow 19 winchs; cockpit cabin top mounted with cleats, starboard side
- Barlow 23 winch; main mast mounted, port side
- Barlow 19 winch; main mast mounted, starboard side
- 2 Barlow 16 winches, mizzen mast mounted port and starboard
- Winch handles
- Foresail lead tracks; port starboard
- Check blocks: port and starboard
- 5 Opening hatches
- 16 Opening portlights
- 6 Fixed portlights

-
- Danforth tender davits
 - Stainless steel stern and bow pulpits rails, connected by double life lines with port & starboard gates forward of cockpit and at the stern
 - Swim ladder
 - 2 folding deck chairs
 - Aft cabin top deck cushions
 - Force 10 handrail mounted BBQ grill
 - 4 Deck cleats; 2 at bow, 2 at stern
 - 4 Running rigging cleats, cockpit
 - Navigation and anchor lights
 - Fuel & water fills, holding tank pump-out port
 - Water hose
 - Dock lines
 - 2 Shore power lines
 - Fenders
 - Boat hook
 - Miscellaneous cleaning supplies & brushes

IRWIN 46 CENTER COCKPIT KETCH RHYTHM ELECTRONICS

- Garmin GPSmap 192C chartplotter
- Datamarine speed instrument; Corinthian Series S100KL
- Datamarine Wind instrument
- Datamarine Depth instrument; Corinthian Series S200DL
- Simrad Autohelm; model WP30
- Uniden OCEANUS DSC Submersible VHF Radio, with wireless hand held repeater
- Kenwood KMR-330 HD SAT Ready Radio/CD Player

IRWIN 46 CENTER COCKPIT KETCH RHYTHM ELECTRICAL

- 12 VDC electrical system panel
- 120 VAC electrical system panel
- Westerbeke Generator; 60 HZ, 7.6 KW, 120 V model 7.6BTD; Hours: 274
- Balmar high output alternator
- Generator/Shore Power switching panel
- Xantrex TrueCharge2 40A three bank battery charger with control panel
- Xantrix Linklithe battery monitor
- Battery combiner for engine battery
- Xantrex Pro 1000/1800 watt Inverter with control panel; Model XM1800
- Electronics charging station w/West Marine SeaVolt 400W Mobile Power Inverter
- Batteries
 - * House Bank – 4 Crown Deep Cycle Batteries, model CER-235; 6 volt, 235 AH (20hr), 190 AH (5hr)
 - * Engine Starter Battery, Exide Driver's Edge, model 34C-DE, CCA 630
 - * Generator Starter Battery
- Battery switches
- Windless breaker
- 30 Amp shore power receptacle
- 2, 30 Amp shore power cables
- Optronics 1,000,000 candle power hand held search light
- Guest hand held search light
- ICPSolar portable solar charger

IRWIN 46 CENTER COCKPIT KETCH RHYTHM MECHANICAL

- Perkins 55 hp 4 cylinder auxiliary diesel engine, fresh water cooled; model 4-154; hours: 4422

-
- Racor fuel filter/water separator, model 500FG
 - 3 Raw water strainers
 - 2 Marine Air Systems 9,000 BTU reverse cycle air conditioning units, model CM94
 - Marine Air Systems 12,000 BTU reverse cycle air conditioning unit
 - Dayton A/C raw water pump, model 9MWR7
 - Danfoss/Isotherm refrigerator unit, 12 vdc, model 43701EE100000
 - Shurflow 3.3 gpm house water system pump
 - Jabsco Accumulator tank; model 12573-0000
 - Johnson raw water washdown pump; model 10-13251-107
 - Superstor marine electric marine water heater, 120 vac, model SS-6M
 - Dometic SeaGard Vacuflush marine head system
 - SaniGard Holding Tank Vent Filter
 - Centralized sump pump system
 - Electric bilge pump, 8 GPM, model 36600-0000
 - Portable Rule 3500 bilge pump
 - Manual bilge pump
 - A.O. Smith blower unit, model JA1M133N#
 - Portable table light
 - Bug light
 - Miscellaneous spare parts

IRWIN 46 CENTER COCKPIT KETCH RHYTHM SAFETY

- 4 Near Shore Type II PFD; adult
- Sterns inflatable PFD
- 9 Throwable Type IV PFD
- Horseshoe throwable PFD

- 3 Kidde dry chemical fire extinguisher, Type B:C Size 1
- RBD CAP Super 6 dry chemical fire extinguisher, Class 5-B:C
- Fireboy Automatic Halon 13001 fire extinguishing system, Model 35VH
- Optronics 1,000,000 candle power hand held search light
- Guest hand held search light
- ACR Answer Light Electronic Strobe, model ACR/SM-6
- 3 Marine signal horns
- Flair gun kit; flairs expired
- Multiple flairs; expired
- Manual bilge pump
- Emergency tiller

IRWIN 46 CENTER COCKPIT KETCH - RHYTHM TENDER

- Eli Lamina hard side tender; 8 ft
- Minn Kota Endura 30 electric engine
- Oars

DISCLAIMER

The Company offers the details of this vessel in good faith but cannot guarantee or warrant the accuracy of this information nor warrant the condition of the vessel. A buyer should instruct his agents, or his surveyors, to investigate such details as the buyer desires validated. This vessel is offered subject to prior sale, price change, or withdrawal without notice.

Exclusions

Owner's personal belongings.

Disclaimer

The Company offers the details of this vessel or yacht in good faith but cannot guarantee or

warrant the accuracy of this information nor warrant the condition of the vessel. A buyer should instruct his representatives, agents, or his surveyors, to investigate such details as the buyer desires validated. This vessel or yacht is offered subject to prior sale, price change, or withdrawal without notice.

PHOTOS

Irwin 46 Center Cockpit Ketch - Rythm - 1



Irwin 46 Center Cockpit Ketch - Rythm - 2



Irwin 46 Center Cockpit Ketch - Rythm - 3



Irwin 46 Center Cockpit Ketch - Rythm - 4



Irwin 46 Center Cockpit Ketch - Rythm - 5



Irwin 46 Center Cockpit Ketch - Rythm - 6



Irwin 46 Center Cockpit Ketch - Rythm - 7



Irwin 46 Center Cockpit Ketch - Rythm - 8



Irwin 46 Center Cockpit Ketch - Rythm - 9



Irwin 46 Center Cockpit Ketch - Rythm - 10



Irwin 46 Center Cockpit Ketch - Rythm - 11



Irwin 46 Center Cockpit Ketch - Rythm - 12



Irwin 46 Center Cockpit Ketch - Rythm - 13



Irwin 46 Center Cockpit Ketch - Rythm - 14



Irwin 46 Center Cockpit Ketch - Rythm - 15



Irwin 46 Center Cockpit Ketch - Rythm - 16



Irwin 46 Center Cockpit Ketch - Rythm - 17



Irwin 46 Center Cockpit Ketch - Rythm - 18



Irwin 46 Center Cockpit Ketch - Rythm - 19



Irwin 46 Center Cockpit Ketch - Rythm - 20



Irwin 46 Center Cockpit Ketch - Rythm - 21



Irwin 46 Center Cockpit Ketch - Rythm - 22



Irwin 46 Center Cockpit Ketch - Rythm - 23



Irwin 46 Center Cockpit Ketch - Rythm - 24



Irwin 46 Center Cockpit Ketch - Rythm - 25



Irwin 46 Center Cockpit Ketch - Rythm - 26



Irwin 46 Center Cockpit Ketch - Rythm - 27



Irwin 46 Center Cockpit Ketch - Rythm - 28



Irwin 46 Center Cockpit Ketch - Rythm - 29



Irwin 46 Center Cockpit Ketch - Rythm - 30



Irwin 46 Center Cockpit Ketch - Rythm - 31



Irwin 46 Center Cockpit Ketch - Rythm - 32



Irwin 46 Center Cockpit Ketch - Rythm - 33



Irwin 46 Center Cockpit Ketch - Rythm - 34



Irwin 46 Center Cockpit Ketch - Rythm - 35



Irwin 46 Center Cockpit Ketch - Rythm - 36



Irwin 46 Center Cockpit Ketch - Rythm - 37



Irwin 46 Center Cockpit Ketch - Rythm - 38



Irwin 46 Center Cockpit Ketch - Rythm - 39



Irwin 46 Center Cockpit Ketch - Rythm - 40



Irwin 46 Center Cockpit Ketch - Rythm - 41



Irwin 46 Center Cockpit Ketch - Rythm - 42



Irwin 46 Center Cockpit Ketch - Rythm - 43



Irwin 46 Center Cockpit Ketch - Rythm - 44



Irwin 46 Center Cockpit Ketch - Rythm - 45



Irwin 46 Center Cockpit Ketch - Rythm - 46



Irwin 46 Center Cockpit Ketch - Rythm - 47



Irwin 46 Center Cockpit Ketch - Rythm - 48



Irwin 46 Center Cockpit Ketch - Rythm - 49



Irwin 46 Center Cockpit Ketch - Rythm - 50



Irwin 46 Center Cockpit Ketch - Rythm - 51



Irwin 46 Center Cockpit Ketch - Rythm - 52



Irwin 46 Center Cockpit Ketch - Rythm - 53



Irwin 46 Center Cockpit Ketch - Rythm - 54



Irwin 46 Center Cockpit Ketch - Rythm - 55



Irwin 46 Center Cockpit Ketch - Rythm - 56



Irwin 46 Center Cockpit Ketch - Rythm - 57



Irwin 46 Center Cockpit Ketch - Rythm - 58



Irwin 46 Center Cockpit Ketch - Rythm - 59



Irwin 46 Center Cockpit Ketch - Rythm - 60



Irwin 46 Center Cockpit Ketch - Rythm - 61



Irwin 46 Center Cockpit Ketch - Rythm - 62



Irwin 46 Center Cockpit Ketch - Rythm - 64

Irwin 46 Center Cockpit Ketch - Rythm - 63



Irwin 46 Center Cockpit Ketch - Rythm - 65



Irwin 46 Center Cockpit Ketch - Rythm - 66



Irwin 46 Center Cockpit Ketch - Rythm - 67



Irwin 46 Center Cockpit Ketch - Rythm - 68



Irwin 46 Center Cockpit Ketch - Rythm - 69



Irwin 46 Center Cockpit Ketch - Rythm - 70



Irwin 46 Center Cockpit Ketch - Rythm - 71



Irwin 46 Center Cockpit Ketch - Rythm - 72



Irwin 46 Center Cockpit Ketch - Rythm - 73



Irwin 46 Center Cockpit Ketch - Rythm - 74



Irwin 46 Center Cockpit Ketch - Rythm - 75



Irwin 46 Center Cockpit Ketch - Rythm - 76



Irwin 46 Center Cockpit Ketch - Rythm - 78

Irwin 46 Center Cockpit Ketch - Rythm - 77



Irwin 46 Center Cockpit Ketch - Rythm - 79

Irwin 46 Center Cockpit Ketch - Rythm - 80



Irwin 46 Center Cockpit Ketch - Rythm - 82

Irwin 46 Center Cockpit Ketch - Rythm - 81



Irwin 46 Center Cockpit Ketch - Rythm - 83

Irwin 46 Center Cockpit Ketch - Rythm - 84



Irwin 46 Center Cockpit Ketch - Rythm - 85

Irwin 46 Center Cockpit Ketch - Rythm - 86



Irwin 46 Center Cockpit Ketch - Rythm - 87



Irwin 46 Center Cockpit Ketch - Rythm - 88



Irwin 46 Center Cockpit Ketch - Rythm - 89



Irwin 46 Center Cockpit Ketch - Rythm - 90



Irwin 46 Center Cockpit Ketch - Rythm - 92

Irwin 46 Center Cockpit Ketch - Rythm - 91



Irwin 46 Center Cockpit Ketch - Rythm - 93



Irwin 46 Center Cockpit Ketch - Rythm - 94



Irwin 46 Center Cockpit Ketch - Rythm - 95



Irwin 46 Center Cockpit Ketch - Rythm - 96



Irwin 46 Center Cockpit Ketch - Rythm - 98

Irwin 46 Center Cockpit Ketch - Rythm - 97



Irwin 46 Center Cockpit Ketch - Rythm - 99



Irwin 46 Center Cockpit Ketch - Rythm - 100



Irwin 46 Center Cockpit Ketch - Rythm - 101 Irwin 46 Center Cockpit Ketch - Rythm - 102



Irwin 46 Center Cockpit Ketch - Rythm - 103 Irwin 46 Center Cockpit Ketch - Rythm - 104



Irwin 46 Center Cockpit Ketch - Rythm - 105 Irwin 46 Center Cockpit Ketch - Rythm - 106




Irwin 46 Center Cockpit Ketch - Rythm - 107



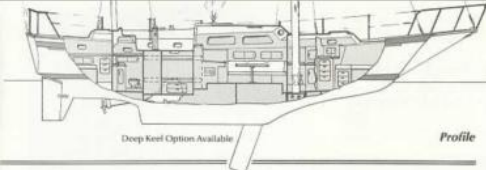
Irwin 46 Center Cockpit Ketch - Rythm - 108



Irwin 46 Center Cockpit Ketch - Rythm - 112 Irwin 46 Center Cockpit Ketch - Rythm - 113




Irwin 46 Center Cockpit Ketch - Rythm - 114 Irwin 46 Center Cockpit Ketch - Rythm - 115



Deep Keel Option Available Profile

- 120 V-A.C. 6 Gal. hot water heater with exchanger hooked to engine for hot water under way
- 160-gal. sea cocks on all thru hulls below the waterline
- 15-gal. gallop pump tank with P.V.C. drain lines for sinks and showers
- 12 V. pump/bilge pump electric with automatic float switch
- Manual bilge pump as back-up



- Interior of head compartments and counter-tops covered with high pressure plastic laminate trimmed to look like teak
- Varnished teak and holly cabin sole throughout
- Vinyl headliner (fire and mildew resistant) with access panels

Deck Hardware

- Working aluminum bow sprit with teak grating, anchor rollers and stainless steel lead-rope/bobstay
- Custom stainless steel welded bow pulpit, stern pulpit and lifeline stanchions
- Double lifelines (vinyl coated) and gates port and starboard
- 1 1/2" stainless steel 6 feet genoa track port and starboard with one car each side with turning blocks
- Chrome rope deck pipe
- Chrome hawse holes forward, 1 port and 1 starboard
- 6 rigged cabin hatches - vacuum acrylic
- Fifteen opening ports with screens
- Six large fixed ports plus 1 opening port in salon forward face
- Handrails, drip molding, caprails, companionway doors all in solid teak
- Propane locker vented and drained overboard

Galley

- Adler-Barbour cold machine in insulated refrigerator/freezer
- Double stainless steel sinks with pressure water system and auxiliary manual pump
- Three burner-griddled propane stove with oven and sea raze

Interior

- All interior trim, bulkheads, varnished teak with rounded corners

Sailmaker's Guide:

Mainmast area	340.75 sq. ft.
100% fore & aft	336.75 sq. ft.
Mizzen area	140 sq. ft.
Car Back Mast	6 sq. ft.
Car Back Mizzen	6 sq. ft.
Roading	1 one-splice reef points
P	47' 0"
Py	28' 7 1/2"
F	53' 0"
E	34.5'
T	8.75'
J	79.5'
Main Mast	48' 0"
Main Boom	32' Flat
Mizzen Mast	16' Stag
Mizzen Boom	10' Stag

Spars, Sails & Rigging

- Ketch rig, mizzen independently supported
- Double backstay on main
- All spars painted bronze paint over Dupont epoxy primer for corrosion resistance
- Main mast tapered with welded masthead, tapered aluminum spreaders
- All halyards internal, main and Genoa halyards, wire rope; mizzen halyards, pre-stretched Dacron
- Stainless steel tangs, chasubles and standing rigging (1/2" dia. upper and lower main)
- 2 jib sheet winches (Barlow # 20), 1 main halyard winch (Barlow # 70), 1 jib halyard winch (Barlow # 10), 1 mizzen halyard winch (Barlow # 10) and 1 mizzen sheet winch (Barlow # 10) with two winch handles
- Adjustable tapping fit for main and mizzen booms
- Adjustable tangs for main and mizzen booms
- Booms with fixed goose-neck painted with Invernit paint, Irwin white
- Adjustable internal cutluffs for main and mizzen booms
- 14-ft. nesting on main boom
- First quality American-made main, mizzen and 100% genoa
- 2 each flag halyards, 1 masthead and 1 starboard spreader



- Four part main sheet purchase with winch and cleat
- Three part mizzen sheet purchase with cleat
- Genoa sheets with 2 sheet winches, 2 cleats and 1 handle
- Optional barefoot sail

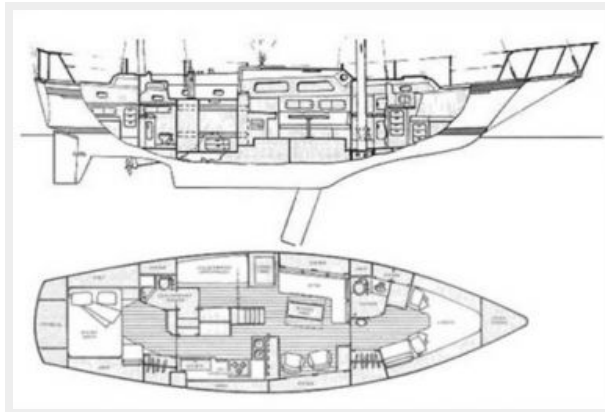
Deck & Cockpit

- Molded in non-skid surface on weather deck in Irwin white gelcoat
- Deck, cockpit, and cabin with sandwich construction with alternate layers woven roving (forming a one piece fiberglass unit of mat and roving on both sides of core)
- Molded in propane locker and hatch outside coaming with drains vented overboard
- Molded laminate hatch for access to locker space
- Storage in cockpit coamings

IRWIN
yacht & marine corp.
13055 49th Street North, Clearwater, Florida 33520
Phone: 813.577.4281
Telex: 067971
© Irwin Yacht July 1, 1982

Due to our continuing program of product improvement, Irwin reserves the right without obligation to revise prices, specifications, and equipment. Please see general 22-B. Clearwater, Florida and do not include dealer commissions, transportation, or duty and local taxes. Some items shown may be optional equipment.

Irwin 46 Center Cockpit Ketch - Rythm - 116



CONTACTS

Andrey Shestakov, leading yacht broker of the sales department of Shestakov Yacht Sales Inc. Shestakov Yacht Sales Inc., the official representative of the Miami/Fort Lauderdale FL headquarters.

Contact details

Email: andrey@shestakovyachtsales.com

Web: shestakovyachtsales.com/en/

Telephones

USA: +1(954)274-4435

Office hours

Monday – Saturday: **9:00 - 21:00** EDT

Sunday: **closed**

Address



Harbour Towne Marina, 850 NE 3rd St,
STE 213, Dania, FL 33004