

MOON DANCER — MCQUEEN



Builder: MCQUEEN

Year Built: 2002

Model: Trawler

Price: PRICE ON APPLICATION

Location: United States

LOA: 90' 0" (27.43m)

Beam: 22' 0" (6.71m)

Max Draft: 5' 7" (1.70m)

Cruise Speed: 10 Kts. (12 MPH)

Max Speed: 15 Kts. (17 MPH)

Our experienced yacht broker, Andrey Shestakov, will help you choose and buy a yacht that best suits your needs **Moon Dancer — MCQUEEN** from our catalogue. Presently, at **Shestakov Yacht Sales Inc.**, we have a wide variety of yachts available on our sale's list. We also work in close contact with all the big **yacht manufacturers** from all over the world.

If you would like to buy a yacht **Moon Dancer — MCQUEEN** or would like help answering any questions concerning purchasing, selling or chartering a yacht, please call **+1(954)274-4435**

TABLE OF CONTENTS

TABLE OF CONTENTS	2
SPECIFICATIONS	6
Overview	6
Basic Information	6
Dimensions	6
Speed, Capacities and Weight	6
Accommodations	7
Hull and Deck Information	7
Engine Information	7
DETAILED INFORMATION	8
Vessel Walkthrough (Starting Aft)	8
Designers	12
Construction	12
Tankage	13
Main Galley	13
Crew Area	14
Forward Bilge	14
Audio & Visual Equipment	14
Electronics & Navigation Equipment	15
Electrical	16
Engine & Mechanical Equipment	17
Deck Equipment	18
Tenders & Toys	18
Recent Upgrades	19
Other Features	19
Remarks	19
Exclusions	20
Disclaimer	20

Exclusions	20
Disclaimer	20
PHOTOS	21
2_2002 90ft McQueen Long Range MOON DANCER	21
3_2002 90ft McQueen Long Range MOON DANCER	21
4_2002 90ft McQueen Long Range MOON DANCER	21
5_2002 90ft McQueen Long Range MOON DANCER	21
6_2002 90ft McQueen Long Range MOON DANCER	21
7_2002 90ft McQueen Long Range MOON DANCER	21
8_2002 90ft McQueen Long Range MOON DANCER	22
9_2002 90ft McQueen Long Range MOON DANCER	22
11_2002 90ft McQueen Long Range MOON DANCER	22
12_2002 90ft McQueen Long Range MOON DANCER	22
14_2002 90ft McQueen Long Range MOON DANCER	22
15_2002 90ft McQueen Long Range MOON DANCER	22
19_2002 90ft McQueen Long Range MOON DANCER	23
21_2002 90ft McQueen Long Range MOON DANCER	23
22_2002 90ft McQueen Long Range MOON DANCER	23
23_2002 90ft McQueen Long Range MOON DANCER	23
24_2002 90ft McQueen Long Range MOON DANCER	23
26_2002 90ft McQueen Long Range MOON DANCER	23
28_2002 90ft McQueen Long Range MOON DANCER	24
30_2002 90ft McQueen Long Range MOON DANCER	24
31_2002 90ft McQueen Long Range MOON DANCER	24
32_2002 90ft McQueen Long Range MOON DANCER	24
33_2002 90ft McQueen Long Range MOON DANCER	24
34_2002 90ft McQueen Long Range MOON DANCER	24
35_2002 90ft McQueen Long Range MOON DANCER	25
36_2002 90ft McQueen Long Range MOON DANCER	25

37_2002 90ft McQueen Long Range MOON DANCER	25
40_2002 90ft McQueen Long Range MOON DANCER	25
41_2002 90ft McQueen Long Range MOON DANCER	25
42_2002 90ft McQueen Long Range MOON DANCER	25
43_2002 90ft McQueen Long Range MOON DANCER	26
44_2002 90ft McQueen Long Range MOON DANCER	26
45_2002 90ft McQueen Long Range MOON DANCER	26
46_2002 90ft McQueen Long Range MOON DANCER	26
47_2002 90ft McQueen Long Range MOON DANCER	26
48_2002 90ft McQueen Long Range MOON DANCER	26
49_2002 90ft McQueen Long Range MOON DANCER	27
50_2002 90ft McQueen Long Range MOON DANCER	27
51_2002 90ft McQueen Long Range MOON DANCER	27
52_2002 90ft McQueen Long Range MOON DANCER	27
53_2002 90ft McQueen Long Range MOON DANCER	27
54_2002 90ft McQueen Long Range MOON DANCER	27
55_2002 90ft McQueen Long Range MOON DANCER	28
56_2002 90ft McQueen Long Range MOON DANCER	28
57_2002 90ft McQueen Long Range MOON DANCER	28
58_2002 90ft McQueen Long Range MOON DANCER	28
59_2002 90ft McQueen Long Range MOON DANCER	28
60_2002 90ft McQueen Long Range MOON DANCER	28
61_2002 90ft McQueen Long Range MOON DANCER	29
62_2002 90ft McQueen Long Range MOON DANCER	29
63_2002 90ft McQueen Long Range MOON DANCER	29
64_2002 90ft McQueen Long Range MOON DANCER	29
65_2002 90ft McQueen Long Range MOON DANCER	29
66_2002 90ft McQueen Long Range MOON DANCER	29
67_2002 90ft McQueen Long Range MOON DANCER	30

68_2002 90ft McQueen Long Range MOON DANCER	30
69_2002 90ft McQueen Long Range MOON DANCER	30
70_2002 90ft McQueen Long Range MOON DANCER	30
71_2002 90ft McQueen Long Range MOON DANCER	30
72_2002 90ft McQueen Long Range MOON DANCER	30
CONTACTS	31
Contact details	31
Telephones	31
Office hours	31
Address	31

SPECIFICATIONS

Overview

"Moon Dancer is an elegant and comfortable "no-nonsense" fiberglass passage maker ready to take you and your guests to your favorite destinations. Whether it's crossing the Atlantic Ocean again, diving in the Caribbean, exploring the Pacific Northwest, or cruising the shallow waters of the Bahamas, Moon Dancer will take you there in comfort and class. Custom built to exacting standards, Moon Dancer is a seaworthy and economical long-range cruiser. Combining the features and systems redundancy a vessel of her caliber demands, along with a shallow draft and superior quality build, she offers excellent flexibility and reliability. Having cruised over 100,000 nautical miles since launched, she has proven herself capable and trouble-free. Moon Dancer is an excellent value in the market and a league above comparable yachts. She has been kept in superb condition by her very conscientious owner and professional crew, making her ready to embark on her next passage."

3 Staterooms/ 4 Heads plus Crew (2/1)

Basic Information

Category: Trawler

Model Year: 2002

Year Built: 2002

Country: United States

Dimensions

LOA: 90' 0" (27.43m)

Beam: 22' 0" (6.71m)

Max Draft: 5' 7" (1.70m)

Speed, Capacities and Weight

Cruise Speed: 10 Kts. (12 MPH)

Max Speed: 15 Kts. (17 MPH)

Water Capacity: 700 Gallons

Holding Tank: 500 Gallons

Fuel Capacity: 5200 Gallons

Accommodations

Total Cabins: 3

Total Heads: 4

Crew Cabin: 2

Crew Heads: 1

Hull and Deck Information

Hull Material: Fiberglass

Engine Information

Engines: 2

Manufacturer: Caterpillar

Model: 3406E

Engine Type: Inboard

Fuel Type: Diesel

DETAILED INFORMATION

Vessel Walkthrough (Starting Aft)

Normally used for boarding, Moon Dancer's swim step is 6' wide. It has 7 small fittings for chocks and tie-downs for carrying a second 14' tender (normally stored on the boat deck) if desired. In addition, it has removable U-shaped stainless-steel railings (staples) to accommodate boarding from the deck or other boats as the need arises. Under the swim step is a fixed swim ladder and four underwater lights. A back-lit stainless and acrylic Yacht Sign name on the transom makes a nice statement (new 11/16).

Aft Deck: Moon Dancer's aft deck is accessible from the swim step via integral port and starboard steps with stainless steel gates at the top. At the top of both steps are mounts for the passarelle. The deck here, and only here, is covered with teak. There is a varnished teak dining table on two polished stainless-steel pedestals which can expand to accommodate 8 people. At the table are four folding director's chairs (an additional two chairs are stored on board).

Aft of the table is a watertight electrically lifted hatch which leads to the lazarette below. The lazarette can also be reached from the engine room through a watertight door. Behind the hatch in the center of the transom bulwark is a 120-gallon saltwater aquarium or bait tank with a viewing window that's visible from the salon.

In addition, the aft deck has: Hot and cold fresh water shower, sea water wash-down hose, high pressure hose for cleaning bottoms of tenders, and controls for the underwater lights. All located in the starboard bulwarks of transom. 100-gallons gasoline tank with nozzle for fueling outboard motors of the tender and wave runner. Located in port bulwarks of transom. Compartment for dive gear with remote tank fill is located port side of the aft deck. Stainless steel ladder to boat deck. Located in the forward port corner of the aft deck. Weatherproof engine room hatch with stainless-steel ladder to engine room is located below aft salon window. Stainless-steel sink, new stainless-steel U-Line refrigerator ('13), and Gaggenau BBQ., located in forward starboard corner of aft deck. (2) Life rings (2) Electric foot switches for hydraulic stern winches

Salon: The main entry to the salon is through a 1/2" thick glass door from the aft deck. The salon has very comfortable amenities for the owner and guests: a large sofa, two reclining arm chairs, a coffee table with granite top, and new carpet, all updated in 2017. On the forward bulkhead is a 1950 vintage Steinway upright piano (with electronic automatic player). Above the piano mounted on the wall was a Stainer violin made in 1669 (a then competitor to Stradivarius) (the violin is included, though no longer mounted in this location). In the aft starboard corner in front of the large aft salon window is a 55" OLED TV (new 2018) in a pop-up cabinet and a full surround sound/video system. In the port aft corner of the salon is a handsome display cabinet

with beveled lead crystal glass doors and custom fitted storage for liquor and wine.

Dining Salon:The dining area is open to the salon, amidships, and forward to port. Adjacent to the galley, it has a stunning crotch mahogany and Madrone burl table for 8 guests, a curved, built-in dining settee, and three dining chairs. Above the table is a Chihuly inspired hand-blown glass creation with fiber optically lighted petals by Bremerton, WA artist, Scott Curry. At the forward end of the dining salon is another cabinet with beveled leaded crystal glass doors for dinnerware, goblets, and wine glasses. To port of the cabinet is a spiral stairway to the staterooms below. Outboard is one of many custom made, round Freeman port lights found throughout the yacht. On either side of the china cabinet is a spiral stairway that leads below and to the flybridge.

The salon and dining salon have over-sized bonded windows glazed with a 3/8" bronze-tinted glass, Madrone valances, and electrically controlled wood slat blinds. The large windows provide unobstructed views from a seated position and give the entire area a very spacious and open feeling. Lighting here is a mixture of recessed dimmable down lights in the ceiling and glass and stainless-steel sconces on the walls.

Galley:To starboard of the dining area is a serving bar with sliding screens which can be used to close off the galley. The bar is topped with granite. The galley floor is covered with 3" planks of Sapele wood. The counter tops are finished in golden granite. On the outboard side of the galley, is a double stainless-steel sink (one deep & large, and one small, both with garbage disposals). Over the counter is a custom round Freeman port light. (Details of galley and appliances outlined in "Galley" subsection).

Wheelhouse:Up a few steps from the dining area is the very roomy and inviting wheelhouse. The sole in this area is finished in 3" Sapele planks with an inlaid border of dark Wenge. In the aft starboard corner is the captain's office with a built-in desk and executive chair. In the port aft corner of the wheelhouse are a raised brown leather settee and wood pedestal table. All the way forward is the yacht's main console with work spaces on either side. At the console are a Stidd Luxury Admiral's helm seat and a large stainless-steel wheel. To the right of the console is a leather settee (newly upholstered in 2016) that seats up to three observers or doubles as a pilot berth. On the console itself under the forward raking windshield are five Samsung 19" LCD monitors for displays for a wide variety of systems. (See details under "Electronics"). Raised wood moldings around the console and throughout the wheelhouse double as handrails.

Day Head:Directly behind the captain's office in the wheelhouse is a day head with Headhunter toilet, sink, and custom-made round Freeman port light.

Lower Deck:

Foyer:The lower deck foyer is accessed by a spiral stairway from the forward port side of the dining salon. It separates the owner's stateroom from the guest staterooms and has a granite floor and a red, white, and blue glass Scott Curry sculpture mounted on a

polished chrome pedestal. Three doors lead from the foyer to the owner's and guest accommodations.

Owner's Stateroom:The owner's stateroom is full width and amidships and is located aft and a few steps below the foyer. It features a fore and aft king size bed with handcrafted Lalique lamps on built-in cabinets on either side of it. The walls here are padded and covered with Italian Cashmere. Along the starboard side of the stateroom are a number of built-in drawers. On the port side are built-in matching drawers, a portion of which have been modified by McQueen's Yachts to make a cleverly concealed desk for the owner which pulls out and retracts very easily, and a cedar lined closet. At the foot of the bed is a large hatch in the sole which accesses a large bilge compartment where a massage table on a custom-built sliding rack is stored, with ample room for luggage and additional storage.

At the forward end of the master stateroom are ensuite "his and hers" bathrooms. "Her" side, to starboard, has a bidet, Headhunter toilet, makeup vanity, sink, as well as a Lalique mirror. "His" side has a Headhunter toilet and sink. Sinks on both sides have hand-cut crystal bowls that are lit from below. The floors in both bathrooms are granite and heated. Between the bathrooms is a walk-through shower finished in granite with body wash and shower heads.

On the forward bulkhead of the master stateroom there is a 42" flat screen plasma TV (Panasonic Th42PWD3) which can be used as a monitor for most of the wheelhouse electronics: radar, depth, CCTV, Chart software, and Simon Monitoring System. In addition, this stateroom has a complete surround sound/video system and in close proximity to the bed, a Hydra 3000 display and an ICOM VHF handset. Port lights on both sides of the stateroom are covered with slatted wood blinds. Glass and chrome wall sconces provide light as well as dimmable down recessed lights in the ceiling.

Overhead in the forward starboard portion of the stateroom is a removable panel/escape hatch that leads to the galley.

VIP Stateroom:The VIP stateroom is amidships to starboard. It features a queen size bed, mounted athwartships, a cedar lined closet with a custom wine cabinet, an ensuite bathroom with heated granite floors and a granite shower. Sliding Shoji screens cover two port lights.

Guest Stateroom:The guest stateroom is amidships to port. It features a queen size bed with a built-in settee at the foot of it, cedar lined closet, an en-suite bathroom with heated granite floors and a granite shower. A sliding Shoji screen covers one port light here. Both the VIP bed and the guest stateroom beds have storage under the mattresses which can be raised electrically for easy access. A bilge compartment under both guest staterooms houses the "brains" for the entertainment systems, two hot water heaters (new 2017), a black and a gray water tank, and the central vacuum system. This area is accessible from both staterooms but is more easily reached through the VIP.

Crew's Quarters: Crew's quarters are located in the bow with access from a stairway from the port side of the wheelhouse. They include a crew lounge, separate captain's cabin, shared bathroom with a toilet and shower, and a bow cabin with three berths. (One berth to port and upper and lower berths to starboard).

The crew lounge contains a settee for three (reupholstered 2017), a fixed table (which doubles as an ironing board) with built-in seating to port, a Whirlpool Duet washer and dryer to starboard, a stainless sink with cupboards above, a microwave, an entertainment system, and a mini fridge located near the bottom of the companionway from the wheelhouse. There is a large Freeman opening hatch overhead with electrically controlled bug and black-out screens.

Below the crew lounge is a large, stand-up pantry/storage area with a custom, stainless steel 37.5 cubic foot freezer, shelves (to port & starboard) for parts and dry stores, and easy access to the bow thruster.

The captain's cabin is to starboard and opposite the crew lounge. It has a double berth, cedar lined drawers & lockers, and a 24" TV monitor with remote control that permits the captain to watch TV, DVD's or any of the screens visible in the wheelhouse. In addition, there is a Hydra 3000 and a VHF here. Overhead is an opening hatch with bug and black-out screens.

The crew bathroom with toilet, sink, and shower is situated across from the crew lounge and adjacent to the captain's cabin. It is accessible through the captain's cabin or through the lounge.

Forward of the captain's cabin and crew lounge through a watertight door is the crew cabin with three berths, drawers, and cupboards. Just inside of the watertight door and to starboard is a stainless-steel ladder to the foredeck. Additional watertight bilge access and storage below.

Upper Deck: The flybridge is accessed via a spiral stairway in a skylighted rotunda from the port side of the wheelhouse. The stairway has a custom stainless steel and Sapele handrail and a weatherproof hatch at the top. The upper helm station (forward) is covered by a Bimini top and has seating for 5 people in separate helm chairs. In the starboard aft area of the flybridge is a large built-in L-shaped settee (with uninterrupted storage beneath the full length of the seat) and two tables. Behind the settee is a six-person hot tub. To port and starboard are large sun beds. Each has two large storage compartments under them. Forward of these, to port outboard, is a cabinet with a Gaggenau electric BBQ and refrigerator. Just aft and down a step is the boat deck which has a Manitowoc 200# per day icemaker and a bait freezer. On the starboard side of the boat deck is a 2,500 lb. Steelhead crane which is capable of launching the yacht's tender and wave runner off the starboard side or over the stern. An 18' Novurania is stored here facing fore and aft. A wave runner is stored on the port side (new 2012). There is additional deck space for an additional 14' tender or jet ski

athwartships at the aft end of the boat deck and (See "Flybridge Electronics" for more details).

Foredeck: Below and forward of the wheelhouse windshield, on the raised foredeck, are three watertight hatches over the crew's quarters. At the bow are a Bruce 242 lb. anchor with 400' of 5/8 chain (new 2016) and chain locker, and a Maxwell 4500 VWC hydraulic windlass (motor/gearbox rebuilt 2017). Also located here are two high pressure nozzles to clean the chain plus a hand- held high-pressure nozzle for cleaning the chain and anchor as it's raised.

Designers

Ed Monk Jr. & son, Dan, naval architects

Engineering and structural design by Timothy J. Nolan, marine engineer

Interior plans by John Pokela, naval designer, and owners

Interior decor by William Miller

Owners representation and engineer, John Rasmussen, responsible for selection, design, and installation of many of the mechanical, electrical, and electronics components.

Construction

Hull:

Airex cored fiberglass hull built by Lann Tooling Technologies, Inc. of Tacoma, WA using Hydropel fiberglass fabric and Hydrex 33-253 blended resin - a stronger, lighter, and more resilient material than polyester resins.

Cockpit, main deck and house parts, flying bridge, and boat deck components built by McQueen's Yacht Ltd. using Hydropel H015-AP resin in conjunction with glass fabric.

Model of hull hronamically tank tested at B.C. Research Ocean Engineering Center in Vancouver, BC, Oby Ed Hagemann of Hagge Marine, Inc. to determine speed power characteristics of the hull designed for a cruising speed of 10 to 12 knots and a top speed of 15.5 knots.

A great deal of emphasis given to sound treatment throughout the hull, bulkheads, decks, and overheads with particular attention given to engine room.

Bare hull was towed to Canada where it was completed by Doug McQueen, his general manager, Tim Bell, and over 50 craftsmen of McQueen's Yachts, Ltd. of Richmond, BC.

Interior Woods:

Combination of six colors of woods from various parts of 5 varieties of trees: African Sapele, Sapele Pomele figure, Madrone Burl, Wenge, English sycamore, and Crotch Mahogany. All interior wood natural (unstained) with 3 coats of catalyzed lacquer.

Other Interior Special Materials:

Two colors of granite custom molded to almost half their normal thickness to reduce the weight of the yacht. Golden colored "Giallo Veneziano" and "Absolute Black".

Windows, ports, and hatches glazed with a 3/8" bronze-tinted glass except pilothouse windshield, which is 1/2" clear glass.

Tankage

Diesel:

4 tanks - 5,200-gallons useable

(2) Adjacent to master stateroom, port and starboard sides, 1,100-gallons each

(1) Under master stateroom berth - 600-gallons

(1) Amidships under aft portion of guest staterooms - 2,400-gallons

Fresh Water:

(2) Tanks - 350-gallons each = 700-gallons total located in lazarette

Gas for tender:

(1) 100-gallons built into aft lazarette wall

Black Water:

(1) 100-Gallons under port master stateroom head

(1) 200-Gallons in guest stateroom bilge

Grey Water:

(1) 200-Gallons in guest stateroom bilge

Main Galley

- Gaggenau oven and electric cook top

- Dacor convection/microwave oven and extractor hood
- Frigidaire dishwasher
- Broan trash compactor
- Sub-Zero 700 TF floor to ceiling, 22 cubic ft. freezer & matching 700 RF, 22 cubic ft. refrigerator
- Sharp LCD 10" TV (displays whatever is playing in Salon)

Crew Area

- Small crew lounge with built-in settee and table
- Whirlpool High Capacity Duet Sport washer & dryer
- Small refrigerator in companionway to wheelhouse

Forward Bilge

Large pantry and storage under crew lounge with a custom double door stainless steel (37.5 cubic ft. total storage) freezer, shelves for dry stores, and access to bow thruster.

Audio & Visual Equipment

KVH Trac Vision HD7 Satellite dish and (6) GLA + (6) DirecTV receivers. Universal remote-control boxes in every cabin, and salon - these control all audio- visual functions in each cabin (doing away with separate remotes for each item)

Each screen throughout the boat (except office computer) can also display current channel playing in salon

Music files played on office computer or Apple device via AirPlay, can be played in all areas throughout boat.

Salon: Sony Blu-Ray Player LG 55" OLED Smart TV (new 2018) Elan audio amplifiers control the audio throughout Yamaha audio/visual amplifiers

Captain Cabin, Crew Mess, Port Guest, Starboard Guest all contain: Samsung 24" flat screen LCD in Captain's Cabin, Samsung 17" flat screen LCD's in other cabins Panasonic SA PM08 DVD/CD players & Yamaha DVD/CD player (captain's cabin) Marantz RC9200 Controller (touch screen color) in crew area

Master Stateroom: Panasonic 42' plasma TV Panasonic SA PM08 DVD/CD player Universal remote control

Electronics & Navigation Equipment

Wheelhouse:

(5) Samsung 19" monitors displaying all the electronic equipment (ability to display any function on any screen including audio entertainment from salon) Elbex closed circuit TV (CCTV) controller controls, (4) controllable cameras (3 external, 1 engine room), and (4) fixed cameras (2 engine room, 2 lazarette) Extron Matrix Switcher allowing any signal to be displayed on any monitor Furuno 2115 Black Box radar, (12 kW / 96 nm range) Furuno 2125 Black Box radar, (25 kW / 120 nm range) with ARPA Furuno FCV-1200L color depth sounder Furuno GP-37 GPS Furuno FA-100 AIS Furuno GPS compass (interfaced with radar, autopilot, Nobeltec, etc.) ICOM IC M502 VHF ICOM IC M602 VHF interfaced with exterior loud hailer (fog horn) fore and aft Mf/hf ICOM IC M710 SSB Ritchie magnetic compass Twin Disc Power Commander engine control (2) CAT engine displays Carlisle and Finch search light control B&G Hydra 3000 displays B&G apparent wind indicator Buell air horns Speich windscreen wiper control unit Emergency engine controls Vantage Marine watermaker remote controls Wesmar stabilizers: Digital Brain and controller upgraded in September 2010 Simrad Robertson AP20 autopilot controller with Robertson FU 35 controller (follow-up) on nav chair Jastram rudder indicator and follow-up indicator OLC controlled fully automatic Tank Sentry Control Monitoring System (Custom and Headhunter) (2) HP Marinized computers each with remote mouse and keyboard. One for chart software (Nobeltec Timezero Odyssey, new '19). (Both are capable of Nobeltec or Simon or both). The two computers are connected by Ethernet and each is capable of running each or both of the systems at any one time. Simon monitoring system for all ship's systems

Flybridge:

Ritchie Magnetic compass Furuno GPS GP-37 Furuno FCB-1200L depth sounder control (radar can be controlled from bridge, or flybridge by turn of a switch) (2) Cat engine displays Carlisle and Finch search light control B&G Hydra 3000 display 2125 Radar control (radar can be controlled from bridge, or flybridge by turn of a switch)

(3) Nauticomp Sunlight 15" displays (new '11) SIMRAD Robertson AP20 autopilot controller with Robertson FU 35 controller (follow-up) on nav chair Jastram rudder indicator Twin Disc Power Commander engine control

Office in Wheelhouse:

Elite computer Wave Wi-Fi antenna control connected throughout boat by Ethernet and wireless router. Playback of music files throughout boat. SkyMate e-mail system HP printer, scanner Panasonic PBX switching system for all on-board phones Built-in boat cell with data and Wi-Fi for near shore internet

Electrical

110V/240V AC, 12V, 24V DC

(2) Caterpillar 3406E Main Engines

Port Engine:

- **1,887 hrs. (as of 10/20) since total rebuild**
- Total rebuild performed at 9,834 hrs in 2015
- 11,721 total hrs. since new (2002)

Starboard Engine:

- **1,879 hrs. (as of 10/20) since total rebuild**
- Total rebuild performed at 9,842 hrs. in 2015
- 11,721 total hrs. since new (2002)

(2) Northern Lights 40 kW generators.

Port:

- **7,800 hrs (10/20) since total rebuild**
- Total rebuild performed at 18,100 hrs in 2013
- 25,900 total hrs. since new (2002)

Starboard:

- **7,655 hrs. (10/20) since total rebuild**
- Total rebuild performed at 18,300 hrs. in 2013
- 25,955 total hrs. since new (2002)

(1) Northern Lights 16 kW generator in lazarette 2,550 hrs.

Glendinning 100-amp shore power, dual retrieval system

AutoSHORE electrical supply unit with dual frequency (50/60 cycle)

Ocean Electro systems PLC ship/shore switching system

(3) Trace 4 kW inverters powered by 3000 amp/hour 24V system supplied through 2V cells

(3) Newmar 95A, 24V battery chargers

ASEA 15 kW frequency converter (most items are 50/60 cycle). ASEA converter for those items that are not dual cycle

(2) 8D engine starting batteries (new '20)

(3) 12V generator starting batteries (new '19)

(8) 24V Commercial Deka lead-acid house batteries for house service (new '18)

(2) 12V batteries for radio communication and navigational equipment with separate charges - located on flybridge

(2) 150-amp, 24V alternators, one on each of the Caterpillar main engines

Engine & Mechanical Equipment

Twin 800 hp Caterpillar 3406E engines: Both engines have been totally rebuilt (February 2015) - Only 1,700 hrs. since rebuild

8.8 knots at 1300 RPM's. Consumption = 16 gph total with one generator. Range = 3,000 nautical miles

10.2 knots at 1500 RPM's. Consumption = 25 gph total with one generator. Range = 2,200 nm

Wesmar Vortex, model V2-16 hydraulic bow thruster

Wesmar Vortex, model V2-12 hydraulic stern thruster

Wesmar DSP4800 digital stabilizers, 12 sq. ft. fins - updated 09/10

Maxwell 4500 VWC hydraulic windlass (full rebuild 4/17)

Steelhead 2500 lb. hydraulic crane davit

Delta T system for engine combustion and cooling air

Alfa Laval 303 fuel centrifuge

Waste oil tank (70 gal.) and lube oil tank (70 gal.) with oil change system

(2) New PTO hydraulic pumps (1/19) running off each main engine

Auxiliary (5 hp) motor/pump for running hydraulics without engines

Marine Exhaust underwater system complete with bypass mufflers

Soundown soundproofing engineered by Tim Nolan Marine Design

Flow Marine Titanium 5-ton chillers (2) - new 1/19 - plus air handlers in each cabin/area

Heating elements built into all air handlers

(2) Vantage Marine watermakers (6,814 l/1,800 US gals/day each)

Zeolite water softening system and UV sterilizer

Automatic dock water fill system

(2) 30-Gallon Rheem hot water heaters (new '17)

FM 200 fire system in engine room and lazarette

(3) CO2 Fireboys (automatic release systems, forward bilge, electronics bilge, and lazarette)

Deck Equipment

Freeman Marine hatches and closures Bruce 242# anchor with 400' 5/8" chain

New chain 2016

(2) Fortress anchors, (stern anchor/reserve bow anchor)

MarQuipt Tide-Ride ladder stored in port bulwarks

Full complement of dock lines and fenders

Snubber for anchor chain

Tow hawser

(2) Viking 8-man life rafts in hard cases with hydrostatic release (new 2019)

Manual passerelle

Carlisle and Finch 15-million candle power search light 406 MHz EPIRB (ACR Electronics) (new '19)

Tenders & Toys

Novurania MX530 18' tender with Yamaha 115-hp, 4-stroke outboard fully equipped for fishing

New motor 2016

2012 Yamaha VXR Wave runner

Beachcomber 6-person hot tub (fresh or salt water) with new (2019) industrial 12 kW heater

Wake board and water skis

Brownie SNUBA system for four divers utilizing dive tanks

Miscellaneous scuba gear

Recent Upgrades

- New carpet throughout 2017
- 2018-yard period included rebalancing shafts and props, new cutlass bearings and dripless seals
- New Flow Marine titanium 5-ton chillers (2) 2019
- New ACR EPIRB 2019
- New anchor chain (400' 5/8") 2016
- New water pumps 2019
- New main engine hydraulic pumps 2019
- New 30-gal Rheem water heaters 2017
- Exterior settee, sun pads and jacuzzi cover/sun pad recovered with Sunbrella 2017
- New tender outboard 2016
- New tender electronics (including Raymarine plotter) 2019
- New industrial jacuzzi quick heater 2019
- Fully rebuilt windlass motor and gearbox 2017
- Interior settee's newly reupholstered (dining and pilot house) 2017
- New salon 55" OLED Smart TV 2018
- New salon furniture 2017

Other Features

33' air draft - without SSB Antenna

Remarks

Four years in the making from concept to christening, Moon Dancer, is a stellar example of a quality custom yacht: very well built, safe and functional, quiet and aesthetically pleasing. Designed by Ed Monk, Jr. for a seasoned yachtsman who wanted a sea kindly and comfortable long-range cruiser. A great deal of time and effort went into tank testing her hull, engineering her systems, selecting her machinery, electronics and equipment. This same level of attention to detail was sustained throughout the building process and is evidenced by the flawless fit and finish.

Having cruised over an estimated 100,000 nautical miles, Moon Dancer has proven

herself as a trouble-free, seaworthy and economical Long-Range Cruiser. This is an excellent opportunity for anyone looking for an elegant yet "no-nonsense" fiberglass passagemaker.

Exclusions

Owners personal belongings

Crews personal belongings

Fujinon binoculars

Disclaimer

The company offers the details of this vessel in good faith but cannot guarantee or warrant the accuracy of this information nor warrant the condition of the vessel. A buyer should instruct his agents, or his surveyors, to investigate such details as the buyer desires validated. This vessel is offered subject to prior sale, price change or withdrawal without notice.

Exclusions


Owner's personal belongings.

Disclaimer


The Company offers the details of this vessel or yacht in good faith but cannot guarantee or warrant the accuracy of this information nor warrant the condition of the vessel. A buyer should instruct his representatives, agents, or his surveyors, to investigate such details as the buyer desires validated. This vessel or yacht is offered subject to prior sale, price change, or withdrawal without notice.

PHOTOS


**2_2002 90ft McQueen Long Range
MOON DANCER**



**3_2002 90ft McQueen Long Range
MOON DANCER**




**4_2002 90ft McQueen Long Range
MOON DANCER**




**5_2002 90ft McQueen Long Range
MOON DANCER**



**6_2002 90ft McQueen Long Range
MOON DANCER**




**7_2002 90ft McQueen Long Range
MOON DANCER**



**8_2002 90ft McQueen Long Range
MOON DANCER**




**9_2002 90ft McQueen Long Range
MOON DANCER**




**11_2002 90ft McQueen Long Range
MOON DANCER**



**12_2002 90ft McQueen Long Range
MOON DANCER**



**14_2002 90ft McQueen Long Range
MOON DANCER**




**15_2002 90ft McQueen Long Range
MOON DANCER**



**19_2002 90ft McQueen Long Range
MOON DANCER**



**21_2002 90ft McQueen Long Range
MOON DANCER**




**22_2002 90ft McQueen Long Range
MOON DANCER**



**23_2002 90ft McQueen Long Range
MOON DANCER**




**24_2002 90ft McQueen Long Range
MOON DANCER**



**26_2002 90ft McQueen Long Range
MOON DANCER**




**28_2002 90ft McQueen Long Range
MOON DANCER**



**30_2002 90ft McQueen Long Range
MOON DANCER**




**31_2002 90ft McQueen Long Range
MOON DANCER**




**32_2002 90ft McQueen Long Range
MOON DANCER**




**33_2002 90ft McQueen Long Range
MOON DANCER**



**34_2002 90ft McQueen Long Range
MOON DANCER**




**35_2002 90ft McQueen Long Range
MOON DANCER**



**36_2002 90ft McQueen Long Range
MOON DANCER**




**37_2002 90ft McQueen Long Range
MOON DANCER**



**40_2002 90ft McQueen Long Range
MOON DANCER**



**41_2002 90ft McQueen Long Range
MOON DANCER**




**42_2002 90ft McQueen Long Range
MOON DANCER**



**43_2002 90ft McQueen Long Range
MOON DANCER**




**44_2002 90ft McQueen Long Range
MOON DANCER**




**45_2002 90ft McQueen Long Range
MOON DANCER**



**46_2002 90ft McQueen Long Range
MOON DANCER**




**47_2002 90ft McQueen Long Range
MOON DANCER**



**48_2002 90ft McQueen Long Range
MOON DANCER**




**49_2002 90ft McQueen Long Range
MOON DANCER**



**50_2002 90ft McQueen Long Range
MOON DANCER**




**51_2002 90ft McQueen Long Range
MOON DANCER**




**52_2002 90ft McQueen Long Range
MOON DANCER**




**53_2002 90ft McQueen Long Range
MOON DANCER**



**54_2002 90ft McQueen Long Range
MOON DANCER**



**55_2002 90ft McQueen Long Range
MOON DANCER**



**56_2002 90ft McQueen Long Range
MOON DANCER**




**57_2002 90ft McQueen Long Range
MOON DANCER**



**58_2002 90ft McQueen Long Range
MOON DANCER**




**59_2002 90ft McQueen Long Range
MOON DANCER**




**60_2002 90ft McQueen Long Range
MOON DANCER**



**61_2002 90ft McQueen Long Range
MOON DANCER**



**62_2002 90ft McQueen Long Range
MOON DANCER**




**63_2002 90ft McQueen Long Range
MOON DANCER**



**64_2002 90ft McQueen Long Range
MOON DANCER**




**65_2002 90ft McQueen Long Range
MOON DANCER**




**66_2002 90ft McQueen Long Range
MOON DANCER**




**67_2002 90ft McQueen Long Range
MOON DANCER**



**68_2002 90ft McQueen Long Range
MOON DANCER**




**69_2002 90ft McQueen Long Range
MOON DANCER**



**70_2002 90ft McQueen Long Range
MOON DANCER**



**71_2002 90ft McQueen Long Range
MOON DANCER**



**72_2002 90ft McQueen Long Range
MOON DANCER**



CONTACTS

Andrey Shestakov, leading yacht broker of the sales department of Shestakov Yacht Sales Inc. Shestakov Yacht Sales Inc., the official representative of the Miami/Fort Lauderdale FL headquarters.

Contact details

Email: **andrey@shestakovyachtsales.com**

Web: shestakovyachtsales.com/en/

Telephones

USA: **+1(954)274-4435**

Office hours

Monday – Saturday: **9:00 - 21:00** EDT

Sunday: **closed**

Address



Harbour Towne Marina, 850 NE 3rd St, STE 213, Dania, FL 33004