

TERRAPIN — NORDHAVN



Судостроитель: NORDHAVN

Год постройки: 2007

Модель: Траулер

Цена: ЦЕНА ЯХТЫ ПО ЗАПРОСУ

Местонахождение: United States

Длина общая: 55' 0" (16.76m)

Ширина: 18' 0" (5.49m)

Макс. осадка: 6' 6" (1.98m)

Крейс. скорость: 8.5 Kts. (10 MPH)

Макс. скорость: 10 Kts. (12 MPH)

Купить **Terrapin — NORDHAVN** а также выбрать подходящую вам яхту из нашего **каталога яхт** вам поможет опытный яхтенный брокер Андрей Шестаков. На сегодняшний день компания **Shestakov Yacht Sales Inc.** имеет большое количество яхт в **собственном списке продаж**, а также тесно сотрудничает со всеми крупными **яхтенными производителями** по всему миру.

Для того чтобы купить яхту **Terrapin — NORDHAVN** а также проконсультироваться по любому вопросу связанному с покупкой, продажей, чартером яхт позвоните по телефону **+7(918)465-66-44**.

ОГЛАВЛЕНИЕ

ОГЛАВЛЕНИЕ	2
ХАРАКТЕРИСТИКИ	4
Обзор	4
Основная информация	4
Размеры	5
Скорость, вместимость и масса	5
Размещение	5
Корпус и палуба	5
Информация о двигателе	5
ПОДРОБНОЕ ОПИСАНИЕ	6
TERRAPIN - Nordhavn 55 Hull Number 26	6
Cockpit, Main Salon, and Galley	6
Master Stateroom	6
Pilothouse	7
Guest Stateroom/Suite	7
Working Areas	8
Exterior	9
Machinery and Fuel System Features	10
Electrical System Features	10
Galley, Laundry, and Plumbing Features	11
Navigation, Communications, Wheelhouse, Flybridge Electronics	12
Additional Equipment, Hull, Deck, Cockpit, and Flybridge	14
Interior Additional Equipment	14
Safety Equipment	15
Exclusions	15
Исключения	15
Отказ от ответственности	15
ФОТОГРАФИИ	16

КОНТАКТЫ	21
Контактная информация	21
Телефоны	21
Время работы	21
Адрес	21

ХАРАКТЕРИСТИКИ

Обзор

The Nordhavn 55 is the evolution of the popular 47. The model was designed to provide more living space and conveniences while maintaining the renowned robust systems and safe offshore capabilities that Nordhavn aficionados have grown to enjoy and expect of their long range cruising yachts. She is by any measure a large yacht offering an interior comparable to larger yachts with plenty of headroom, ample and comfortable living spaces, perfectly executed command and navigation areas, and an ample engine room.

“Terrapin” fully embodies a well maintained an excellent example of the Nordhavn 55 model. Easily maneuvering around marinas and docks with her 24v bow and stern thruster, her proven single John Deere engine has confidently cruised thousands of miles from the west coast of Canada, down the Pacific coast of the US, transiting the Panama Canal to cruise the Caribbean and east coast of the US with 70hp wing engine all the while at the ready if necessary.

Even with more than 50 Nordhavn 55’s launched it is not common to find many available for sale. “Terrapin” standing tall and sporting navigational upgrades, surely will not stay idle at dock for long. With very low inventories of quality well maintained yachts currently available serious buyers should not hesitate.

Основная информация

Тип судна: Траулер

Подкатегория: Long Range Cruiser

Модельный год: 2007

Год постройки: 2007

Страна: United States

Размеры

Длина общая: 55' 0" (16.76m)

Длина по ватерлинии: 50' 10"
(15.49m)

Ширина: 18' 0" (5.49m)

Макс. осадка: 6' 6" (1.98m)

Скорость, вместимость и масса

Крейс. скорость: 8.5 Kts. (10 MPH)

Макс. скорость: 10 Kts. (12 MPH)

Водоизмещение: 249000000 Pounds

Вместимость воды: 600 Gallons

Вместимость сточного бака: 120
Gallons

Объем топливного бака: 2250
Gallons

Размещение

Всего кают: 3

Всего ком. состава: 3

Каюта капитана: Да

Корпус и палуба

Материал корпуса: Fiberglass

Информация о двигателе

Двигатели: 1

Производитель: John Deere

Модель: 6081

Тип двигателя: Inboard

Тип топлива: Diesel

ПОДРОБНОЕ ОПИСАНИЕ

TERRAPIN - Nordhavn 55 Hull Number 26

The Nordhavn 55 is the evolution of the popular 47. The model was designed to provide more living space and conveniences while maintaining the renowned robust systems and safe offshore capabilities that Nordhavn aficionados have grown to enjoy and expect of their long range cruising yachts. She is by any measure a large yacht offering an interior comparable to larger yachts with plenty of headroom, ample and comfortable living spaces, perfectly executed command and navigation areas, and an ample engine room.

"Terrapin" fully embodies a well maintained and excellent example of the Nordhavn 55 model. Easily maneuvering around marinas and docks with her 24V bow and stern thruster, her proven single John Deere engine has confidently cruised thousands of miles from the west coast of Canada, down the Pacific coast of the US, transiting the Panama Canal to cruise the Caribbean and east coast of the US with 70 hp wing engine all the while at the ready if necessary.

Cockpit, Main Salon, and Galley

"Terrapin" has several boarding options. From either the extended swim platform or the starboard side deck door you approach the covered cockpit. Immediately to port of the salon entry door there is a stainless sink with storage cabinets beneath and a spiral staircase climbing to the boat deck. Entering the salon the teak cabinetry and joinery creates a warm understated luxury that will impress. A large L-shaped settee to port abounds with storage within and borders a beautiful high-gloss teak dining table. Directly across on starboard is a Samsung Q70 49" LED 4K UHD flat screen TV on a lift within a shallow cabinet situated between two custom lounge chairs.

Just forward of the salon to starboard you find a companionway leading up to the pilothouse, and to port is the galley where granite tops the counters along bar seating on the salon side and counter surfaces within. Two half steps down and to port you enter the galley with ample counter space, storage cabinets overhead and cabinets below, there is abundant space to properly equip a working galley for two to work in comfortably. An opening port light outboard allows the chef to enhance natural light and ventilation. The expected modern appliances and a full-size fridge round out the nicely equipped culinary hub.

Master Stateroom

Continuing forward from the galley through a doorway you enter the master

stateroom. Located amidship with both a forward door leading to VIP and an aft door separating the galley you enjoy a single level living space from galley to VIP forward. With both doors closed crew and guest travel via pilothouse to access to VIP and other areas forward leaving the master optimally positioned for comfort and privacy at sea. The island berth is to port athwartship allowing an easy walkway through the master also easy walking space around the berth. Opening port lights on hull side of the padded headboard of the berth allow for natural light and ventilation. Bed stand cabinets with drawer on either side of the berth and ample drawer and hanging lockers built into the bulkhead forward provide generous storage for owners.

The ensuite head located to starboard is spacious with plenty of room for both his and her toiletries. All the expected amenities are present including a tub / shower forward.

Pilothouse

"Terrapin" as all Nordhavn 55 models, features a large well equipped pilothouse with commanding views from the Stidd helm chair. With upgraded black overhead individual padded vinyl Majilite panels, overhead dash gauge panels, expansive dash panels and controls counter provide carefully designed spaces that allow for the abundant navigational gear one expects on a sea going vessel as capable as this. Thruster, main and wing engine controls, all necessary monitoring gauges and 30" teak destroyer steering wheel are in view and easily at hand while performing all navigational and maneuvering duties. Tight maneuvering procedures can also be managed with main engine shift / rpm and joy stick bow / stern thruster controls from two outside docking stations, one starboard side on the Portuguese bridge and the other in the cockpit.

To starboard, extending aft beneath the navigational dash counter are located the DC / AC breaker panels for all ships electrical systems.

Aft of the helm area there is a large L-shaped bench seat with teak table creating a comfortable area for family and crew to share time with the helmsman. A glass separation behind the L-shaped settee creates the forward bulkhead of the captain's cabin conveniently located to adjoin the pilothouse. This cabin offers a double size berth that can have complete privacy by drawing the curtains and blinds forward / aft and shutting its door to the pilothouse. The day head in the pilothouse serves double duty as the captain's cabin head.

Guest Stateroom/Suite

To starboard and forward in the pilothouse there is a curving companionway leading down to the forward guest area. At the bottom of the companionway turning right towards the bow one enters the large guest stateroom area. The area can be divided into three distinct spaces, berth, head, and hanging locker, office area with desk and

shelving. Cleverly reconfigurable by sliding and / or opening and closing, berth, and or head doors each space can be separated or left open creating a large guest suite. To port, through a sliding door built into a centerline bulkhead you find the guest double bed surrounded by bed stand with drawers, two large shelves at the head of the bed, overhead cabinets running along the port side with opening port light beneath and door to head forward.

The head forward is centerline, has a nice large shower with bi-fold door to port forward and a Tecma fresh water toilet to port aft. To starboard a nice size granite counter topped vanity with sink and a medicine cabinet behind two large mirrors. Plenty of storage in cabinets below completes the space. A second head door offers access to the office space to starboard directly opposite the stateroom. A large overhead hatch in the head provides natural light and a safety egress for this forward suite area.

Located underfoot just to starboard of centerline in the office area, through a large hinged floor hatch equipped with a sturdy access ladder, is a cleverly placed equipment and storage area. Divided into four distinct areas, forward you find the bow thruster. Area two has some shelves to store and organize smaller containers and spare parts. Area three houses easily accessed windlass breakers and some more storage shelves. The fourth area has a work bench and the Village watermaker.

Working Areas

Descending a spiral companionway originating to starboard of the galley leads you to the main working areas.

UTILITY ROOM:

Forward of the engine room is a large top loading freezer. To port and facing the freezer above waist level is a front-loading Bosch washer and to starboard facing the freezer is the Bosch dryer. Next to the washer port side is an equally sized space for storage that abuts the engine room bulkhead.

ENGINE ROOM:

From the utility room you enter the engine room through a sturdy gasketed Diamond Sea Glaze door with inspection window. Immediately centerline is the John Deere main engine. To starboard is the gravity fed fuel supply tank which receives fuel from the four main tanks and from there supplies the main engine and generator. The Luger wing engine located on starboard side aft with its own independent fuel supply tank. An easily accessed fuel manifold plumbing arrangement with the associated Racor fuel filters, allowing complete control of fuel transfers, return and diversion through the fuel cleaning system, are neatly arranged and mounted on the starboard fuel tank bulkhead. An oil change system is included to facilitate regular oil service. A proprietary dual inlet sea chest is located centerline beneath the main engine shaft providing cooling

water for the wing engine, generator, and air conditioning. Aft and to port is the Northern Lights 20 kW generator. Floor panels in key areas allow access for inspection and service. A Sea Fire suppression system is installed to suppress fires. Continuing aft there is access to the lazarette. This Nordhavn 55 engine room's spaciousness, organization, ease of movement, access to systems and bright clean condition will not disappoint.

LAZARETTE:

The main entrance is through a large deck hatch on the aft deck. Located within the lazarette you will find the dual hydraulic steering system with associated emergency tiller. Also find a Xantrex inverter battery charger, Mastervolt charger, Lifeline batteries, stern thruster, air conditioning, and davit control motor all easily accessed for maintenance and service. A Sea Fire system is also installed in this space to protect in case of fire.

Exterior

SWIM PLATFORM:

"Terrapin", built with the optional extended swim platform with hot and cold fresh water shower, allowing for more space to board from the dock or tender.

COCKPIT / STARBOARD SIDE DECK:

The cockpit covered by the boat deck above, with its high bulwarks is a safe transitional area accessed from the swim platform through the transom door, side deck from the starboard amidship side deck door and landing for the spiral steps from the boat deck, or as an exterior haven during bad weather or rough sea states. Equipped with a built-in fiberglass console to port with stainless sink and storage cabinets beneath for items commonly used in that area. Walking forward on the starboard side deck also protected by high bulwarks, you find 5 steps just forward of amidship that land you at the starboard Dutch door accessing the pilothouse and the start of the Portuguese bridge which continues all the way around to the port side Dutch door.

FOREDECK:

From the safety of the Portuguese bridge a door which seamlessly blends centerline allows access to the foredeck. The Maxwell 3500 electric windlass and well-positioned cleats easily manages the ground tackle and are the central focus at the prow. To port a commercial grade Freeman aluminum hatch tops the large chain locker. Three screened Lewmar hatches on deck provide natural light and ventilation for the spaces below. On the starboard lower forward side of the Portuguese bridge there is a shore

power inlet with door for weather protection when not in use. There is a fresh water bib built into the foredeck entry door frame.

BOAT DECK:

Accessed from the cockpit via the molded FRP spiral stairway the boat deck is where you will find plenty of space to store the yachts tender and the Aritex davit with handheld controller. When the tender is deployed the space can be used as an outdoor lounging area.

FLYBRIDGE:

Towering above "Terrapin" is the flybridge with commanding 360-degree views. The preferred station in the fair weather latitudes, command and control is made easy from the two helm chairs with easy reach to a full compliment of navigational equipment. Monitors display chart plotter / radar info, autopilot, GPS, VHF, windlass, stabilizer, and search light controls. A folding Bimini top protects from sun and light rain while navigating or lounging around the fiberglass table on the comfortable bench seat.

Machinery and Fuel System Features

John Deere 6081 main engine (keel cooled with dry stack exhaust)

ZF transmission 4:1 reduction gear turning a five blade propeller

Spurs line cutter on main and wing engine

Lugger L-984D 70 hp wing engine with folding Gori propeller and 10-gal day tank

ABT Trac #250 digital active fin stabilization

Side-Power 24V electric bow thruster

Side-Power 24V electric stern thruster

Cruiseair reverse cycle 4-zone air conditioning (salon, pilothouse, master and guest)

SeaFire fire suppression system in engine room and lazarette

Overdorfer oil changer for main, wing, and generator

Dual inlet sea chest for raw water cooling including chest vent

Dual Racors for main engines and Racor fuel filter win on fuel transfer manifold

Electrical System Features

Xantrex pure sine wave inverter with battery charger

Mastervolt battery charger - 100-amp

Marinco TV/phone inlet

Northern Lights 20 kW generator

AC electrical system includes galvanic isolator

Shore power connections in cockpit and foredeck

(2) 50' 50-amp shore power cords

Lifeline AGM batteries

Lightning ground system

Glendinning shore power cord system, stern

Overhead lights with dimmers in salon, pilothouse, master stateroom

SSB ground with dyna plate

Inverter bypass breaker set up in lazarette

Galley, Laundry, and Plumbing Features

Fresh water deck wash down at bow, stern, engine room, and boat deck

Scandvik cockpit shower

Tecma fresh water toilets in heads

Stainless-steel sink

Grohe faucet

Raritan 20-gallon hot water heater

Headhuter Mach 5 fresh water pump - 110V

Par Max backup fresh water pump - 24V

Village Marine PW1200 - 1,200 gallon per day watermaker

GE Profile convection microwave outboard above stove

GE 18" dishwasher

SubZero 700TC refrigerator

SubZero freezer drawers with icemaker

GE Profile 30" gas cook top with four propane burners

GE 240V electric oven

Broan trash compactor with teak face

Granite counter tops in galley and heads

Bosch clothes washer and dryer both front loading

Pantry lockers and drawers

Deep freezer in utility room

Navigation, Communications, Wheelhouse, Flybridge Electronics

Deere main engine panel with Murphy gauge - MMC controls

Lugger wing engine panel with Morse controls

MMC electronic engine controls for main engine (Also on starboard wing station, flybridge, and cockpit)

Computer with Windows 10 Pro

Linksys wireless network router (not connected)

(2) Hatteland HD 24" Marine Touch Screen display, running TZ Pro Nav. (2020)

Interlink wireless RF keyboard and mouse

Furuno 6 kW 4.5 open array radar

Furuno 24" radar dome (back-up radar)

Furuno sounder with depth transducer

Furuno FA50 AIS

Comnav GPS heading sensor connected to NEMA backbone

XM Weather receiver (disconnected)

NMEA 2000 backbone with Airmar Smart transducer - Maretron system

Maretron USO ultra sonic wind and weather station on NMEA network

Wave long range Wi-Fi access for marinas

(2) Simrad AP70 MK2 Pack Basic auto pilothouse system w/RF300 rudder feedback (2020)

Simrad FU80 follow-up control on Stidd chair armrest (2020) and wing station

ICOM M504 VHF radio with loud hailer function repeater speakers on flybridge

ICOM M802 SSB radio

Marinco TV / Phone exterior inlets

Glomex TV antenna

FLIR night vision

Seatel satellite TV antenna and electronics

Time Zero Touch Screen Pro Chart software

30" Stainless steel vertical destroyer wheel

Electric horn

Windshield wiper control

Maxwell windlass control

Side-Power joy sticks bow and stern thruster

ABT TRAC active fins stabilizer panel

Ritchie compass

Stidd helm chair

Village Marine watermaker control panel

Weems & Plath clock & barometer

FLYBRIDGE:

Ritchie compass

(2) Furuno FI70 TZT Pro 14" touch screen displays (2020)

Simrad AP70 MK2 controller (2020)

ICOM M-506 VHF radio with repeater speaker in pilothouse

Additional Equipment, Hull, Deck, Cockpit, and Flybridge

Maxwell 3500 electric windlass

400 feet 1/2" HT chain

110KG Rocna anchor with swivel and chain stopper

Foredeck wash down

Fortress FX85 spare anchor & chain & rope

Walker Bay 13' RIB center console rigid inflatable with Yamaha 50 hp outboard and cover

Dinghy hull chocks and tie downs

White mesh screens for windows

Bimini top - stainless-steel folding frame with Sunbrella fabric

(2) Helm chairs on flybridge

Flag halyards

Large teak ensign staff (varnished)

Extended swim platform

Cockpit varnished teak caprail

Fishing rod holders

Interior Additional Equipment

Custom window covers for windows and hatches

Webasto diesel heating system with vents in salon, master, and staterooms

Cruisair air conditioning system with remote compressors

Oceanair screen / shades on master hatches

Seatel coastal 24" dome satellite TV tracking with (2) RF receivers

Bose 123 AV system in salon with DVD / CD player with tuner and two speakers & sub-woofer

Fusion MS UD755 Marine 4-zone stereo (2020)

Custom bed mattress in master and guest staterooms

Safety Equipment

Rescue 6-man offshore liferaft (re-certified June, 2017)

EPIRB

High water bilge pump

Lifesling

All USCG safety equipment

Exclusions

Potential purchasers should assume that items on the vessel at the time of viewing but not specifically listed on this sheet, are not included with the sale of the yacht. These specifications are believed to be true and correct but cannot be guaranteed. Items excluded included but are not limited to Michigan / Great Lakes art in salon.





Исключения

При продаже яхты исключаются личные вещи владельца.






Отказ от ответственности




Компания предоставляет описание судна или яхты добросовестно, но не может гарантировать точность этой информации, а также не ручается за техническое состояние. Покупатель должен проинструктировать своих агентов или оценщиков исследовать представленную информацию более подробно, по собственному желанию. Продажа судна или яхты, изменение цены или снятие с продажи будет происходить без предварительного уведомления.


ФОТОГРАФИИ











КОНТАКТЫ

Андрей Шестаков (Andrey Shestakov) – ведущий яхтенный брокер отдела продаж яхт и судов компании Shestakov Yacht Sales Inc. Официальный представитель Shestakov Yacht Sales Inc. для русскоговорящих клиентов в центральном офисе компании в Майами/Форт Лодердейл/Флорида/США.

Контактная информация

Email: **andrey@shestakovyachtsales.com**

Web: shestakovyachtsales.com

Телефоны

Краснодарский край: **+7(918)465-66-44**

США, Майами, Флорида: **+1(954)274-4435**

Время работы

Понедельник – Суббота: **9:00 - 21:00** EDT

Воскресенье: **Закрыто**

Адрес



Harbour Towne Marina, 850 NE 3rd St, STE 213, Dania, FL 33004