

SEA BEAR — WESTPORT



Builder: WESTPORT

Year Built: 2009

Model: Motor Yacht

Price: PRICE ON APPLICATION

Location: United States

LOA: 112' 0" (34.14m)

Beam: 23' 9" (7.24m)

Max Draft: 5' 6" (1.68m)

Cruise Speed: 18 Kts. (21 MPH)

Max Speed: 24 Kts. (28 MPH)

Our experienced yacht broker, Andrey Shestakov, will help you choose and buy a yacht that best suits your needs **Sea Bear — WESTPORT** from **our catalogue**. Presently, at **Shestakov Yacht Sales Inc.**, we have a wide variety of yachts available on **our sale's list**. We also work in close contact with all the big **yacht manufacturers** from all over the world.

If you would like to buy a yacht **Sea Bear — WESTPORT** or would like help answering any questions concerning purchasing, selling or chartering a yacht, please call **+1(954)274-4435**

TABLE OF CONTENTS

TABLE OF CONTENTS	2
SPECIFICATIONS	8
Overview	8
Basic Information	8
Dimensions	8
Speed, Capacities and Weight	8
Accommodations	8
Hull and Deck Information	9
Engine Information	9
DETAILED INFORMATION	10
Walkthrough	10
Salon	12
Dining	13
Main Deck Foyer	13
Galley/Dinette	13
Pantry/Doghouse	14
Pilothouse	14
Electronics	15
Master Stateroom	17
Master Head	18
VIP Stateroom	18
VIP Head	19
Mid Guest Foyer	19
Guest Stateroom Port	19
Guest Head Port	20
Guest Stateroom Starboard	20
Guest Head Starboard	21
Captain/Crew Quarters	21

Captain/Crew Head	22
Flybridge	22
Deck Gear	23
Foredeck	23
Systems	24
Electrical Equipment	27
Engine Room	28
Mechanical	28
Swim Step	29
Safety Equipment	30
Exclusions	30
Exclusions	30
Disclaimer	30
PHOTOS	32
DJI_0629	32
DJI_0630	32
DJI_0631	32
DJI_0632	32
DJI_0633	32
DJI_0634	32
DJI_0635	32
DJI_0636	32
DJI_0637	33
DJI_0638	33
DJI_0639	33
DJI_0640	33
DJI_0641	33
DJI_0642	33
DJI_0643	33

DJI_0644	33
DJI_0645	34
DJI_0646	34
DJI_0647	34
DJI_0648	34
DJI_0650	34
DJI_0651	34
DJI_0652	34
DJI_0653	34
DJI_0654	35
DJI_0655	35
DJI_0656	35
DJI_0657	35
DJI_0662	35
DJI_0663	35
DJI_0664	35
DJI_0665	35
DJI_0666	36
DJI_0667	36
DJI_0668	36
DJI_0669	36
DJI_0670	36
DJI_0671	36
DJI_0672	36
DJI_0673	36
DJI_0675	37
DJI_0676	37
DJI_0677	37
DJI_0682	37

DJI_0683	37
DJI_0684	37
DJI_0685	37
DJI_0686	37
DJI_0687	38
DJI_0689	38
DJI_0692	38
DJI_0693	38
DJI_0694	38
DJI_0695	38
DJI_0696	38
DJI_0697	38
DJI_0698	39
DJI_0699	39
DJI_0700	39
DJI_0701	39
DJI_0702	39
DJI_0703	39
DJI_0713	39
DJI_0714	39
DJI_0715	40
DJI_0716	40
DJI_0717	40
DJI_0718	40
DJI_0719	40
DJI_0720	40
DJI_0721	40
DJI_0722	40
DJI_0723	41

DJI_0724	41
DJI_0725	41
DJI_0726	41
DJI_0727	41
DJI_0729	41
DJI_0730	41
DJI_0731	41
DJI_0732	42
DJI_0733	42
DJI_0734	42
DJI_0735	42
DSC_0003	42
DSC_0005	42
DSC_0009	42
DSC_0030	42
DSC_0036	43
DSC_0042	43
DSC_9779	43
DSC_9785	43
DSC_9801	43
DSC_9809	43
DSC_9815	43
DSC_9827	43
DSC_9846	44
DSC_9877	44
DSC_9879	44
DSC_9888	44
DSC_9892	44
DSC_9898	44

DSC_9904	44
DSC_9918	44
DSC_9924	45
DSC_9927	45
DSC_9938	45
DSC_9943	45
DSC_9947	45
DSC_9959	45
DSC_9962	45
DSC_9969	45
DSC_9974	46
DSC_9993	46
DSC_9996	46
CONTACTS	47
Contact details	47
Telephones	47
Office hours	47
Address	47

SPECIFICATIONS

Overview

"Sea Bear", is a one time owner and has been maintained to the highest standard. She shows beautifully from her exterior shine, down to her raised panel mahogany throughout the interior of the boat!

Basic Information

Category: Motor Yacht

Model Year: 2009

Year Built: 2009

Country: United States

Dimensions

LOA: 112' 0" (34.14m)

Beam: 23' 9" (7.24m)

Max Draft: 5' 6" (1.68m)

Speed, Capacities and Weight

Cruise Speed: 18 Kts. (21 MPH)

Max Speed: 24 Kts. (28 MPH)

Displacement: 516000000 Pounds

Water Capacity: 1000 Gallons

Holding Tank: 600 Gallons

Fuel Capacity: 5500 Gallons

Accommodations

Total Cabins: 4

Sleeps: 8

Total Heads: 5

Hull and Deck Information

Hull Material: Fiberglass

Engine Information

Engines: 2

Manufacturer: MTU

Model: 16V2000

Fuel Type: Diesel

DETAILED INFORMATION

Walkthrough

Walkthrough:

Boarding “Sea Bear” can be accomplished either by the large swim platform aft, side boarding gates on either side of the aft deck, or the boarding gates either side forward of the salon to the forward walk-around decks. The yacht has lightweight carbon fiber boarding steps which may be deployed by a single crew member if necessary.

Starting at the swim platform, this area is protected by stainless staple rails, has a teak sole, and a 100 gallon gas tank under the platform for tender fueling. There is an aft entrance to the crew quarters, power, water and capstans for the aft dock lines, as well as steps on each outboard side leading up to the aft deck.

The aft deck has side boarding gates outboard on both sides, a primary entrance to the crew and engine room to starboard, and a full bar with refrigeration and sink to port. There is also a large LED TV on the port forward bulkhead. The aft deck has an upgraded curved salon door, large teak dining table with molded aft seating, loose chairs, and teak sole.

The full beam salon is accessed from both the aft deck and forward outboard foyer entrance doors. This area features custom furnishings, tables and game table, and wine cooler. The salon also features large windows, electric blinds/shades, internal overhead lighting, and custom upgraded Mahogany scalloped cabinet doors, stone sole entrance aft by the curved stainless salon entrance door, and carpeting throughout. The entertainment center is located aft to starboard with a wall mounted LED TV, entertainment stack concealed in a cabinet, and the entire yacht is outfitted with Crestron entertainment, climate control and lighting.

The large formal dining area features a custom table with place settings and chairs for 8, abundant built-in cabinet storage for dining plate ware, dishes, and glass ware.

The starboard side forward foyer has a day head, an art niche, staircase leading up to the pilothouse, large entrance door with companion picture window, and stone sole. This foyer leads past the pantry into the upgraded country kitchen.

The country kitchen is complete with large side-by-side refrigerator with ice maker, double oven, and microwave oven, surface mounted range with overhead vent hood, a double deep-well stainless sink, additional refrigeration drawers, trash compactor, dishwasher, and island. The galley features abundant cabinets for provisioning and cookware storage throughout. There is a large raised dinette forward with an LED TV on the forward bulkhead. The galley soles are a dark plank Amtico engineered wood finish.

The VIP is accessed down a staircase forward to starboard. There is an additional full cabinet at the base of the staircase. This stateroom has a centerline queen berth with storage underneath, emergency escape hatch overhead, audio/visual entertainment, overhead lighting, and a walk in closet. All guest staterooms feature en-suite heads with a large lighted mirror vanity, storage cabinets, upgraded faucets, Headhunter toilets, and upgraded stone accents.

Back up to the forward port side of the salon is the port foyer. The foyer features a large entrance door with companion picture window, a large closet with the laundry washer and dryer stack unit for the owner and guest staterooms, additional refrigeration and access underneath the pilothouse where various ship's electrical, equipment, and audio/visual central bases are located. This entrance area has a stone sole to the staircase leading to the lower foyer landing. There is abundant hard luggage storage underneath this staircase.

The master and guest staterooms are located amidship and accessed via the lower foyer. The master is full beam, and features a centerline king berth with gas shock assisted lift and abundant storage underneath Mahogany wood accents, overhead wood detailing and trays, and carpeted sole. The master has a LED TV, enlarged port lights, abundant chest drawer banks, a companion seat, desk, walk-in closet, and blinds, lighting, and audio/visual.

The master stateroom has entrances forward on both port and starboard to his and hers full-beam head. This head has dual vanities with overhead lighting, upgraded faucets on the vanities, storage cabinets, upgraded shower heads, custom upgraded stones on the vanity tops, sole and in the centerline shower, Headhunter heads, and linen closets.

The guest staterooms are located aft of the lower foyer and feature overhead lighting, enlarged port lights, and carpeted soles. The port guest stateroom features side-by-side twin berths with storage underneath, a nightstand which can be relocated and the berths joined to create a single large berth, and hanging locker. The audio/visual entertainment is located forward.

The starboard guest stateroom features two side-by-side berths with a nightstand in the center that can be relocated and both berths joined to form a large single large berth. There is storage underneath each berth accessed by drawers, and a hanging locker. The audio/visual entertainment located forward and lighting are operated via the Creston iPad tablet.

Moving up from the entrance foyer to starboard is the pilothouse. The pilothouse features the full complement in navigational electronics, custom Stidd helm chair, navigation desk, a large oval shape observation lounge with table, 180 degree visibility through large pilothouse windows, and a staircase up through a sliding stainless door to port accessing the Flybridge.

The Flybridge has a centerline helm with 3 Stidd chairs, factory hardtop with overhead lighting, a large seating area to starboard with teak table, and a full bar with sink, refrigeration, ice maker, grill and bar seating to port.

The boat deck is down a few steps aft and features a large hot tub to port, a lounge to starboard, access to staircase via a protected sliding door to starboard, and ample storage for tenders and toys with davit crane.

The foredeck of "Sea Bear" features large keyhole seats with storage aft in the Boson's locker, twin anchors/ground tackle located in the bow.

Accessed from either the aft deck to starboard or the swim platform are the crew quarters. This area has a devoted laundry center with washer and dryer, sink and refrigerator, cabinets, and a large icemaker and freezer. The captain's stateroom is located to port with a queen berth, cabinets, and a hanging locker, en-suite head with shower, entertainment, and desk.

The crew staterooms are to starboard and the forward has double over/under bunks, the aft has a single berth and both share an en-suite head with shower.

The engine room is accessed forward of the crew quarters.

Salon

Cabinetry: Raised buffets port and starboard, lower side buffets: Inlay with crescent edge tops. Outboard cabinets have Mahogany veneer with high gloss finish tops

Furniture: Sofa and love seat occasional chairs, cocktail table and end tables

Overhead Detail: Perimeter Soffit with crown molding and rope light. Domed overhead ceiling feature (oval) is over the dining area, with dining pendant and overhead ceiling feature in the Salon

Formal Dining: Veneered dining table top and base with 8 chairs

Formal Dining Service Storage: Two mirrored Lucite storage cases. One case holds provided formal china (12 five-piece place settings); one holds provided crystal which includes 12 each of the following: wine, water and champagne glasses. Formal five-piece flatware is stored above cases

Headliner: Majilite Vinyl headliner

Window Treatments: blinds and shades throughout

Aft Door: Electric large 4-panel polished stainless steel sliding door, weather-tight and direct bonded glass

Dining

Overhead Detail: Perimeter soffit with crown molding and rope light. Domed overhead ceiling feature (oval) is over the dining area, with dining pendant

Cabinetry: Raised buffets port and starboard, lower side buffets: Stone with crescent edge tops. Outboard cabinets have Crotch Mahogany veneer and Sapele with high-gloss finish tops

Formal Dining: Veneered dining table top and base with glass inserts and 8 chairs

Formal Dining Service Storage: (2) Mirrored Lucite storage cases. One case holds provided formal china (12 five-piece place settings); one holds provided crystal which includes 12 each of the following: wine, water and champagne glasses

Formal five-piece flatware is stored above cases

Main Deck Foyer

Flooring: Marble tile in port and starboard companionways and aft Salon entry

Niche: Console cabinet with stone top as per interior design, recessed mirror with frame

Lighting: Overhead recessed lights

Day Head: Headhunter Royal Flush, Majilite vinyl headliner, vanity light, marble vanity top with under-mount sink, faucet and accessories. Accessories include: towel ring, soap dish and covered toilet tissue holder, ceiling light fixture, marble tile flooring and wainscoting

Galley/Dinette

Galley Flooring: Amtico commercial vinyl flooring in hardwood pattern with elegant inlaid border

Overhead Detail: Perimeter Soffit with crown molding and rope light

Cabinets: Mahogany cabinets along starboard wall under windows

Dinette Settee and Table: Built-in storage, table stone with crescent edge

Galley Countertops: Stone with crescent edge

Dinette Counters: Mahogany with high gloss finish.

Window Treatments: Blinds and shades

Sink: Stainless Kohler extra deep twin well

Refrigerator: Sub-Zero 48"

Cook top: 5-burner Touch Top

Oven: (2)

Microwave/Vent Hood

Trash Compactor

Hot Water Disp.: Insinkerator

Dishwasher

(2) Water filtration

Pantry/Doghouse

Walk-in pantry located off of Port Companionway. Pantry has storage, stackable Miele Novotronic washer and Miele Novotronic dryer and freezer

Pilothouse

Helm Station Wheel: Destroyer type

Helm Chair: STIDD

Counter: Leather

Flooring: Stain-resistant carpeting

Bulkheads: Majilite

Headhunter: Majilite

Control Console: Leather with leather dash hoods

Settee Table: Mahogany top and Sapele edge with high-gloss finish and stainless steel grab rail

Defrosters: (3) Heater/defrosters on Pilothouse console

Windshield Wipers/Washers: with electronic control panel with synchronization and washers for three wipers

Bronze Mirror: Aft bulkhead

Joinery: Built-in bookcase, fax cabinet, Desk: Mahogany top and Sapele edge with high-gloss finish and stool, chart drawers adjacent to console and helm console

HVAC: with linear slot diffusers in soffit and overhead

Windshield: Mesh sun screen cover

Clock/Barometer: Weems & Plath, 6" Quartz clock dial, 6" Barometer dial

Searchlight: Searchlight Control

Electronics

Naiad Stabilizer Datum display

Wind, Depth and Speed: B&G HS3000 includes wind, speed, depth and heading displayed on full function displays in the Pilothouse and Flybridge

Compass: (1) Ritchie Globe Master F-600 in Pilothouse, and one Furuno Rate Sensor for true heading data

Bow Thruster Control

Computer: Computer with wall mounted monitor located at Navigation station (desk) in Pilothouse

Destroyer wheel

Steering Jog lever

Bow Thruster control lever

Jastram Rudder Angle and rudder Order Indicators

Remote Main Engine Start/Stops

Remote Generator Start/Stops

Main Engine over ride switches and manual controls

MTU Electronic engine controls

MTU LED engine displays

Ritchie Magnetic Compass

Exalto wiper controls

Carlsile & Finch Searchlight control

Simrad AP 50 Autopilot control

NAIAD Multi Sea II Stabilizer control

Garmin GPS Map 7610 with Sirius/XM Weather-Dash

Furuno GPS GP-150-Desk

Furuno FCV-1200 Color Depth Sounder

(2) Furuno FAR 2107 Radars w/ARPA 120nm range

B&G Hydra 3000 Wind/Speed/Depth unit

(2) ICOM Marine VHF Radios (1) with a loud hailer

ICOM HF Marine M802 Single Side Band

Nobletec Time Zero Nav software (dedicated IBM Thinkcentre computer) new

(3) 15" and (3) 19" Nauticomp Monitors with Glass Bridge Display

Elbex CCTV systems control (tow camera, port & stbd. deck, aft deck and engine room cameras)

Intellisea Monitoring System (dedicated HP computer)-Upgraded

IBM Thinkcentre ship's computer with 13" NEC monitor
Garmin GPS Map 7610 with Sirius/XM Weather-Dash

Furuno GPS GP-150-Desk

Furuno FCV-1200 Color Depth Sounder

(2) Furuno FAR 2107 Radars w/ARPA 120nm range

B&G Hydra 3000 Wind/Speed/Depth unit

(2) ICOM Marine VHF Radios (1) with a loud hailer

ICOM HF Marine M802 Single Side Band

Nobletec Time Zero Nav software (dedicated IBM Thinkcentre computer) new

(3) 15" and (3) 19" Nauticomp Monitors with Glass Bridge Display

Elbex CCTV systems control (two camera, port & stbd. deck, aft deck and engine room cameras)

Intellisea Monitoring System (dedicated HP computer)-Upgraded

IBM Thinkcentre ship's computer with 13" NEC monitor

Master Stateroom

Berth: California King-size berth; upholstered headboard and the bunk rail lifts up on gas springs to storage below. The pedestal has two raised panel drawers built in. Berth flat extends from the pedestal to create a recess for under-mount rope lighting

Lighting: Recessed room lights, (2) reading lights, (2) table lamps for end tables, indirect rope accent lighting under berth and above soffits, special lighting outboard at hull side behind roman blinds, overhead lights (rope lights) above berth

Mirrors: Clear mirror on inside wardrobe door

Wardrobe: Walk-in wardrobe with automatic light, closet rod

Counters: Mahogany top and Sapele edge with high gloss finish

Blinds: Roman shade and blind

Portlights: with fixed glass and privacy cover

Joinery: Soffit with Sapele trim for lighting

Safe: Digital safe in walk-in closet

Storage: Large storage area with shelves just forward to starboard and three shelf cabinet to the left

Vanity: Vanity with mirror and chair, three drawer storage on each side

TV

Storage: (2) 4-drawer storage cabinets

Large desk aft of the lounge seat to portside

Master Head

Shower: Marble with gold fixtures. Euro-style frameless tempered glass doors and gold latches

Counters: Marble with crescent edge. A narrow extension of vanity counter continues onto forward bulkhead

Sinks: Vintage sink with fixtures, gold-plated finish

Mirrors: (2) mirrored medicine cabinets. Lighted make-up mirrors above each vanity, also includes two free-standing vanity stools. Fixed mirrors on forward bulkhead

Lighting: Recessed room lights and vanity lights

Flooring: Marble tile

Bath Accessories: (2) ea.: soap dish, covered toilet tissue holder, towel bar, towel ring, robe hook

Joinery: Full-width vanities, port and starboard. Linen lockers port and starboard, clothes hamper port and starboard

Toilet: Headhunter Royal Flush

VIP Stateroom

Berth: Queen-size berth, upholstered headboard, and the bunk rail lifts up on gas springs to storage below. Berth flat extends from the pedestal to create a recess for under mount rope lighting

Lighting: Recessed room and reading lights. Indirect rope accent lighting is under the berth and above Soffit

Mirrors: Bronze mirrors on forward bulkhead above headboard. Clear full-length mirror on wardrobe door

Wardrobe: Walk-in wardrobe with automatic light, closet rod and shelf with keeper

Counters: Mahogany top and Sapele edge with high gloss finish

Hatch

Joinery: Soffit for lighting, (2) built-in bookcases at headboard, vanity/desk, entertainment center, cabinet in stairwell locker, dresser and upper cabinets with doors

TV

Storage: Storage with drawers

VIP Head

Shower: Custom molded fiberglass with Euro-style frameless tempered glass door and fixtures. Sealed shower light

Toilet: Headhunter Royal Flush Hydro Vac

Counters: Stone with crescent edge

Sink

Mirror: Mirror above vanity

Lighting: Recessed room lights and vanity lighting

Flooring: Stone

Bath Accessories: (1) each: soap dish, covered toilet tissue holder, towel bar, towel ring, robe hook

Joinery: Vanity, medicine cabinet and linen cabinet

Mid Guest Foyer

Overhead Mirror

Console: Sapele cabinet with stone top

Flooring: Marble tile

Luggage Storage: Guest stairs have lift-up section allowing for storage

Guest Stateroom Port

Berth: (2) Twin berths, upholstered headboard, can be put together to make a larger berth. The pedestal has two raised panel drawers built-in. Berth flat extends from the pedestal to create a recess for under-mount rope lighting

Lighting: Recessed room lights, two reading lights, indirect rope accent lighting under berth and above soffits

Mirrors: Bronze mirrors on aft bulkhead above headboard. Clear full-length mirror on outside wardrobe door

Wardrobe: with automatic light, closet rod, and shelf with keeper

Counters: Mahogany top and Sapele edge with high-gloss finish

Blinds: Roman shade and blind

Portlights: with fixed glass and privacy cover

Joinery: Soffit with trim for lighting, (2) three-drawer night stands, (1) five-drawer dresser entertainment center with doors and 4-drawer dresser below

TV

Guest Head Port

Shower: The shower is molded fiberglass with Euro-style frameless tempered glass doors with chrome hardware. The shower includes a sealed light

Sink

Toilet: Headhunter Royal Flush

Mirror: Wall mirror above vanity

Lighting: Recessed lights and vanity lighting

Flooring: Stone tile

Counters: Stone with crescent edge

Bath Accessories: (1) each: soap dish, covered toilet tissue holder, towel bar, towel ring and robe hook

Joinery: Vanity and medicine cabinet

Guest Stateroom Starboard

Berths: Twin berths and upholstered headboard. Berth flat extends from the pedestal to create a recess for under-mount rope lighting. Berth has storage underneath

Lighting: Recessed room lights, (2) reading lights, indirect rope accent lighting under berth and above soffits

Mirror: Bronze mirrors on aft bulkhead above headboard. Clear full-length mirror on outside wardrobe door

Wardrobe: with automatic light, closet rod and shelf with keeper

Counters: Mahogany top and edge with high-gloss finish

Blinds: Roman shade and blind

Portlights: with fixed glass and privacy cover

Joinery: Soffit with trim for lighting, (1) three-drawer movable nightstand, entertainment center with doors and four-drawer dresser below

TV

Guest Head Starboard

Shower: The shower is molded fiberglass, fixtures with Euro-style frameless tempered glass doors with chrome hardware. The shower includes a sealed light

Sink

Mirror: Wall mirror above vanity

Lighting: Recessed room lights and vanity lighting

Flooring: Stone tile

Counters: Marble with crescent edge

Bath Accessories: (1) each: soap dish, covered toilet tissue holder, towel bar, towel ring, robe hook

Joinery: Vanity and medicine cabinet

Toilet: Headhunter Royal Flush

Captain/Crew Quarters

Berths: Captain's cabin has double berth with dual hanging lockers and drawers. Two crew staterooms with upper/lower berths

Lighting: 110V AC recessed room lights and 24V DC reading lights

Mirrors: Clear full-length mirror on the inside of the wardrobe doors

Wardrobe: with automatic light, double doors, closet rod and shelf with keeper.

Counters: Solid surface with crescent edge

Blinds: Duette

Joinery: Captain's nightstands, Captain's desk with solid surface top includes stool, Captain's drawers under berth, Captain's dresser, Crew drawers under berth, Crew Lounge entertainment center, Crew Lounge/Galley upper and lower cabinets, Crew Lounge upholstered settee, Crew Lounge solid surface table top

Appliances: Built-in refrigerator, microwave, one Miele washer and Miele dryer

TV in Captain's Cabin, Samsung TV's in both Crew upper/lower staterooms

Captain/Crew Head

Shower: Custom-molded fiberglass with tempered glass doors and Altmans fixtures. Sealed shower light

Mirror: Mirror on medicine cabinet

Lighting: Low-voltage recessed room lights and vanity lighting

Flooring: Carpet flooring in hardwood pattern including vinyl base molding

Counters: solid surface with crescent edge

Sink

Bath Accessories: (1) each: soap dish, toilet tissue holder, towel bar, tumbler holder, towel ring and robe hook

Joinery: Vanity and medicine cabinet

2 Heads/2 showers

Flybridge

Flybridge Helm: Steering controls on centered console with twin displays, Furuno radar control, searchlight control, Simrad autopilot and wind/speed indicator

Helm Wheel: 24" Stainless steel, Destroyer type

Helm Chair: Stidd

Mast: Welded aluminum and composite with electronics, anchor light & tow light upgrade

Air Horn: Kahlenberg T2-figure 372, with ½" air strainer

Venturi: Custom ¼" Per-spec in stainless frame

Wing Stations: Flip-up steering units on port and starboard of Flybridge Console with bow thruster controls

Hard Top: Composite construction covering Flybridge Deck has 24v overhead deck lighting

Eisenglass enclosure

Wet Bar: Upper bar top, lower bar surface with stainless steel sink/ice bin. BBQ area has grill with hood and cover, and four fixed bar stools

Tables: (1) fixed high-gloss Teak table

Settee: Molded settee with cushions and hinged seating for storage below

Refrigeration unit

Deck Gear

Davit: Hydraulic powered Nautical Structures CFZ 2000 crane features 359 degrees of rotation, wireless proportional control, and a 2,000 lb. load capacity

Rails: Stainless rails with mid rail around boat deck

Hot Tub: Molded-in spa with sun pad top and storage

Sun Lounge: with cushions and covers

Flagstaff: Stern flagstaff, stainless steel

Maxwell VWC 4500 Hydraulic windlasses 5/8' galvanized chain (250' port/ 350' stbd) (2) 300lb polished stainless steel anchors

Maxwell VC 3500 Capstans on stern port and stbd (24V)

Nautical Structures CEZ 2000 EX deck crane on boat deck

Foredeck

Bow Keyhole seating

Boson's Locker: 110v outlet inside with lights and storage

Systems

Diesel Fuel System

Approximately 5,500 gallons (US) of diesel in one tank separated into three compartments with a transfer system including a pump, meter and distribution manifold. All diesel consumers draw from the center compartment (Day Tank). During normal operations fuel is transferred to the day tank via the transfer pump. Fueling process is via either of two deck fill locations amidships, port or starboard side. Tank is vented to atmosphere on both sides of the vessel. Tank level monitoring is via electronic sensor and display with hi/low level alarms. Tank is all aluminum, welded construction with internal baffles and three divided areas

Pumps: fuel transfer pump will have a flow meter and timer

Fuel Filters: one dual Sea Pro 8 with isolation valve each main and one Dual Racor 75/500 for each generator

Fuel Gauges: sight tubes located in Engine Room and monitoring

Fuel Tank: ¼" 5086 alloy aluminum separated tank with dual fills and standard vents, monitoring, and sight tube level indicators. Approximate capacity: 5,500 gallons

Gasoline Fuel System

The gasoline system consists of a tank, an air diaphragm pump and hose with nozzle to transfer the gas. The hose, nozzle and pump along with the tank fill are located under the hatch centered on the Swim Step deck

Tank: Aluminum, 100 gallon

Pump: Air Diaphragm

Lube Oil System

The vessel's main engines and generators can be serviced utilizing and onboard lube oil change system. New/used oil tanks are fitted in the under sole on centerline in Crew Mess. The new oil tank can be filled directly into tank, starboard side. The quick connect hose and portable pump are used to transfer lube oil to/from locations

Tanks: Located under sole in Crew Mess area. Lube Oil – New: Aluminum, 50 gallon/Lube Oil – Used: Aluminum, 50 gallon

Pump: Portable and stowed below the starboard generator

Fittings: Stainless quick connectors

HVAC Systems-Air Conditioning

The interior of the vessel is kept at a constant temperature through the use of a seawater cooled/heated reverse cycle, treated water HVAC system. The capacity is 18 tons and is distributed throughout the vessel via individual room air handlers of various sizes and BTU ratings. There is one (HVAC) keypad the two air handlers in the Master Stateroom, one for the two air handlers in the Galley, and two for the four air handlers that serve the Salon; all other air handlers are each controlled by a separate keypad

HVAC: all interior areas air conditioned by at least one HVAC unit. Master & Guest Staterooms have chill chaser units

Ventilation: Eight exhaust fans, two in the master head and one in the other heads

Marine Air HVAC System: Four compressors and heating pump, independent seawater intake

(3) Chillers: 230V-1PH-60Hz, 15 tons

Air Handlers: 230V-1PH-60Hz, various BTU as required by volume being treated, utilizing variable speed hi-static DC blowers

Make Up Air: For cycling air through the vessel interior

Bilge System

System consists of five remote-mounted not-automatic bilge float switches and alarms on all float switches

Bilge Pumps: fixed bilge pump system includes two electric 230V AC pumps with 1 ½" PVC lines to each major compartment with check valves, strainers and priming system

Freshwater System

The system is comprised of multiple divided and baffled fresh water tanks, two AC

supply pumps, suction supply, service and distribution manifolds, two reverse osmosis water makers, and associated valves, filters, expansion tanks, regulators and gauges. Freshwater wash downs with quick connects are located on all decks

Pumps: (2) 220V AC pumps and one 24V DC backup pressure pump with tank

Water Tanks: Are stainless steel with an approximate tank capacity of 1,000 gallons. Monitoring system and sight tube level indicators

Watermaker: (2) Sea Recovery SRC AWC 1400-2 (2,800 gallons per day total)

Water Filters: (5) micron sediment filters with UV sterilization light

Water Heaters: (2) Dual element, fast recovery. (1) 80 gallon and (1) 38 gallon

Waste Water System:

Black and Gray water is routed to an FRP tank. A certified Marine Sanitation Device (MSD) is installed for treatment of all wastewater tank level monitoring is via electronic sensor and display with level alarms and all tanks are vented at the boot stripe. Discharge is via MSD or direct overboard via diaphragm pump. Also, a dockside connection is located just aft of the starboard fuel fill

Pumps: High capacity solids handling AC diaphragm type

MSD: Headhunter MSD treatment

Holding Tank: tank is composite with an inspection hatch. Tank is electronically monitored and has an approximate capacity of 600 gallons. Headhunter MSD treatment with PLC touch screen, and Auto-Clor treats black and gray water

Gray Water Sumps: Two approximately 15 gallon gray water boxes fitted with screens; also, supply and discharge lines for all showers. Forward and aft sump tank will have sump pumps and 24V DC backup pumps

Compressed Air System

The vessel has a compressed air system for powering the ship's whistle, gasoline dispensing pump, and machinery spaces for air powered tools.

Compressor: SpeedAire 3hp with 20 gallon tank

Air Hose: 18' self-coiling and quick-disconnect

Electrical Equipment

Batteries: all AGM cell type batteries. (2) banks of two 8-D, 225-amp batteries, wired in series for starting main engines (total of four) and two 8-D, 225-amp batteries, one for each generator starting. (1) 24VDC battery bank (two 8-d, 225-amp batteries, wired in series) for ship's service

Battery Chargers: Chargers include one 95-amp 24VDC for ship's service bank, one 45-amp 24VDC for main engine bank and one 20-amp 24VDC for generator bank

Main Distribution Panel: Located in crew area. Designed to be functional with all necessary circuit breakers and transfer switches and, to provide proper operation of AC and DC circuits

Distribution Panels: Located throughout the vessel, distribution panels have engraved faceplates

Shore Power: (2) 100 amp single phase shore feeds with Glendenning Cablemaster cord reels at port bustle (includes two 100ft cables). Phone outlet located at port bustle with two 50' phone cord

Shore Power Converter: (2) 36Kva 60 Hz, single or three phase input service with a 40-70 Hz frequency and voltage between 170-520VAC. The converters will auto-configure for the applied power form

Power Conditioner: (1) 10Kva 60Hz frequency conditioner for audio/visual power use and back-up power supply

Lighting Protection: with hull CuNi ground plate and installed air terminal

Recessed Light Fixtures

General Lighting: Vimar and Leviton receptacle and switching throughout

Reading Light Fixtures

Indirect Lighting: 24V DC and 110VAC rope lighting

Shower Lights: 24V with stainless rim

Pilothouse Chart Lights: (3) 12V red DC chart lights: (one at navigator's area, one at captain's desk and one at dash flat over stairs to main deck)

Searchlight: (1) Carlisle Finch 200 Watt Xenon located on mast with dual controls

Exterior Lighting: The Fore Deck, House sides, Aft Deck stair and Flybridge overhead lights are all controlled from the Pilothouse switch bank. The aft Deck lights are switched locally

Navigation Lights: Perko

Crestron: Lighting controls with switched and dimmed Crestron automation

(2) Bow 100 amp shore feeds

Shore cords outlets off port side bow

Engine Room

Main Engines: Two MTU/DDC 16V2000 engines, rated at 2000hp, four-station MDEC controls, integrated station selection and shifter control, MDEC synchronizer and underwater exhaust (2650 hrs.)

Generators: Two 65kW 1800 rpm, Northern Lights with compound mounts, sound shields, InSep (Internal water/exhaust separation/mufflers). Water temperature, oil pressure and hour meters are installed on main distribution panel in Crew Quarters. Both generators have remote start/stop in Pilothouse. PTO and hydraulic pump installed on both generators for full redundancy – Hours:

Steering: Jastram power steering with dual, engine-driven pumps, and four steering stations: Pilothouse, Flybridge, and Port and Starboard wing stations. Pilothouse and Flybridge Stations include RAI indicator, horn, start/stop buttons, and thruster controls. Wing stations include RAI indicator, start/stop buttons, and thruster controls

Paint Package: Bright white

Cabinets: One storage cabinet on aft port bulkhead above workbench

Engine Room Floor: Removable plywood floorboards with black tile vinyl floor covering

Work Bench: Stainless steel work bench with 4" vise

Door: Pacific Coast Marine watertight door

Fire Suppression: Engine room has a FM200 fire suppression system with manual/automatic controls; also, additional fire suppression is located on the electrical distribution panel

Mechanical

Rudders: Cast urethane foil-shape rudders with stainless stocks: 7.6 square feet

Rudder Bearings/Seals: Fiberglass sleeves with bearings, Tides dripless seals and spare seals in carrier

Zinc Anode: are installed on hull at transom and secured on brass studs and tied to the bonding system. Included are shaft and strut zincs

Propellers: 48" Michigan Nibral 5-blade custom wheels

Shafts: Four-inch Aquamet 22-H.S.

Struts: Cast bronze of Vee design (New cutlass bearings 2016)

Stabilizers: stabilization while underway is provided by a pair of fins located approximately amidships and powered hydraulically by an engine driven hydraulic pump. Control is by modern digital system located in the Pilothouse.

Fins: Naiad 12 sq. ft. fins, single station control, with oil level warning, unloading valve kits and dual pumps with gauge kits (2016)

Bow Thruster: American Bow Thruster hydraulic single prop with four-station controls

Cast Urethane Rudders with stainless posts and Tides seals (new seals and bearings 2016)

Shaft logs to be one piece construction with PYE dripless with water crossover from engines. Shaft log bonded into hull- (Serviced 2016)

Swim Step

Teak Decking: Teak over composite deck

Hose Bibs: for wash-downs

Pop-up Cleats: (2) at the guard port & starboard

Hatch: Gasoline fueling station

Sockets: for swim ladder

Swim Ladder: folding handle, stainless

Steps to Aft Deck: Located port and starboard with Teak covered steps and stainless handrails

Capstans (2): Maxwell 3500lb 24V DC

Mooring Bits (2): One port, one starboard

Access Door to Utility Room: Pacific Coast Marine watertight door

Hand Rails: 1 ½" polished stainless

Staple Rails: 2" polished stainless, removable

Safety Equipment

Life Preservers: (13) Coast Guard approved adult life preservers with water lights and (6) Coast Guard approved child life preservers with water lights

Ring Buoys: (2) 24" diameter ring buoys secured on exterior of vessel

Flares: Flare kit

Bell: Musical Horn mount on hardtop

Safety steps: Recessed into transom

Fire Extinguisher: Dry chemical type – three 5lb., five 2 ½ lb.

GPIRB

Exclusions

"Sea Bear" is a registered name and does not convey. Exclusions are to include but are not limited to, all owner's and crews personal items. A detailed list of exclusion will be provided at the time of sale, upon written request. Artwork: List will be provided at the time of sale. Personalized art in Lower Foyer; (3) Flats boats and chock rack on Flybridge/Boat Deck.

Exclusions

Owner's personal belongings.


Disclaimer

The Company offers the details of this vessel or yacht in good faith but cannot guarantee or warrant the accuracy of this information nor warrant the condition of the vessel. A buyer should instruct his representatives, agents, or his surveyors, to investigate such details as the buyer desires validated. This vessel or yacht is offered

subject to prior sale, price change, or withdrawal without notice.

PHOTOS

DJI_0629



DJI_0630




DJI_0631




DJI_0632




DJI_0633



DJI_0634



DJI_0635



DJI_0636




DJI_0637




DJI_0638




DJI_0639




DJI_0640



DJI_0641



DJI_0642



DJI_0643



DJI_0644



DJI_0645



DJI_0646




DJI_0647




DJI_0648




DJI_0650



DJI_0651



DJI_0652



DJI_0653




DJI_0654




DJI_0655




DJI_0656




DJI_0657



DJI_0662



DJI_0663



DJI_0664



DJI_0665



DJI_0666



DJI_0667



DJI_0668



DJI_0669



DJI_0670



DJI_0671



DJI_0672



DJI_0673



DJI_0675



DJI_0676



DJI_0677




DJI_0682



DJI_0683



DJI_0684



DJI_0685



DJI_0686



DJI_0687



DJI_0689



DJI_0692



DJI_0693



DJI_0694



DJI_0695



DJI_0696



DJI_0697




DJI_0698




DJI_0699




DJI_0700




DJI_0701




DJI_0702



DJI_0703




DJI_0713



DJI_0714



DJI_0715




DJI_0716




DJI_0717




DJI_0718




DJI_0719



DJI_0720




DJI_0721




DJI_0722



DJI_0723




DJI_0724




DJI_0725




DJI_0726




DJI_0727



DJI_0729



DJI_0730



DJI_0731



DJI_0732




DJI_0733



DJI_0734




DJI_0735



DSC_0003



DSC_0005




DSC_0009




DSC_0030




DSC_0036




DSC_0042




DSC_9779




DSC_9785




DSC_9801




DSC_9809




DSC_9815



DSC_9827




DSC_9846




DSC_9877



DSC_9879



DSC_9888



DSC_9892



DSC_9898



DSC_9904



DSC_9918



DSC_9924




DSC_9927



DSC_9938



DSC_9943



DSC_9947



DSC_9959




DSC_9962



DSC_9969




DSC_9974



DSC_9993



DSC_9996



CONTACTS

Andrey Shestakov, leading yacht broker of the sales department of Shestakov Yacht Sales Inc. Shestakov Yacht Sales Inc., the official representative of the Miami/Fort Lauderdale FL headquarters.

Contact details

Email: **andrey@shestakovyachtsales.com**

Web: shestakovyachtsales.com/en/

Telephones

USA: **+1(954)274-4435**

Office hours

Monday – Saturday: **9:00 - 21:00** EDT

Sunday: **closed**

Address



Harbour Towne Marina, 850 NE 3rd St, STE 213, Dania, FL 33004