

AEI — VIKING



Судостроитель: VIKING

Год постройки: 2020

Модель: Катер для спортивной
рыбалки

Цена: ЦЕНА ЯХТЫ ПО ЗАПРОСУ

Местонахождение: United States

Длина общая: 72' 8" (22.15m)

Ширина: 20' 0" (6.10m)

Макс. осадка: 5' 9" (1.75m)

Купить **AEI — VIKING** а также выбрать подходящую вам яхту из нашего **каталога яхт** вам поможет опытный яхтенный брокер Андрей Шестаков. На сегодняшний день компания **Shestakov Yacht Sales Inc.** имеет большое количество яхт в **собственном списке продаж**, а также тесно сотрудничает со всеми крупными **яхтенными производителями** по всему миру.

Для того чтобы купить яхту **AEI — VIKING** а также проконсультироваться по любому вопросу связанному с покупкой, продажей, чартером яхт позвоните по телефону **+7(918)465-66-44**.

ОГЛАВЛЕНИЕ

ОГЛАВЛЕНИЕ	2
ХАРАКТЕРИСТИКИ	6
Обзор	6
Основная информация	6
Размеры	6
Скорость, вместимость и масса	6
Размещение	7
Корпус и палуба	7
Информация о двигателе	7
ПОДРОБНОЕ ОПИСАНИЕ	8
Vessel Walk Through or Overview	8
Walk through	8
Исключения	27
Отказ от ответственности	27
ФОТОГРАФИИ	28
IMG_2327	28
IMG_2074	28
IMG_1729	28
IMG_5349	28
IMG_2126	28
IMG_2377	28
IMG_2383	28
IMG_2043	28
IMG_2335	29
IMG_2050	29
IMG_2309	29
IMG_2299	29
IMG_2221	29

IMG_2278	29
IMG_2353	29
IMG_2405	29
IMG_2072	30
IMG_2082	30
IMG_1845	30
IMG_1749	30
IMG_1726	30
IMG_1941	30
IMG_1940	30
IMG_1949	30
IMG_1686	31
IMG_1672	31
IMG_1677	31
IMG_1515	31
IMG_1531	31
IMG_1542	31
IMG_1560	31
IMG_1575	31
IMG_2231	32
IMG_1984	32
IMG_1626	32
IMG_1785	32
IMG_1589	32
IMG_1921	32
IMG_1997	32
IMG_2019	32
IMG_1852	33
IMG_1891	33

IMG_2159	33
IMG_2177	33
IMG_2192	33
IMG_5346	33
IMG_5347	33
IMG_5348	33
IMG_5350	34
IMG_5351	34
IMG_5352	34
IMG_5353	34
IMG_5354	34
IMG_5355	34
IMG_5356D	34
IMG_5357D	34
IMG_5358D	35
IMG_5359D	35
IMG_5364D	35
IMG_5365D	35
IMG_5368D	35
IMG_5369D	35
IMG_5370D	35
IMG_5372D	35
IMG_5373	36
IMG_5374	36
IMG_5375	36
IMG_5376	36
IMG_5377D	36
IMG_5378	36
IMG_5379	36

IMG_5381D	36
IMG_5382D	37
IMG_5383D	37
IMG_5384D	37
IMG_5386	37
IMG_5388D	37
IMG_5389D	37
IMG_5391D	37
IMG_5393D	37
DJI_0715 edited	38
DJI_0718 edited	38
DJI_0699	38
DJI_0700	38
DJI_0758	38
DJI_0762	38
DJI_0768	38
DJI_0755	38
DJI_0706	39
DJI_0711	39
КОНТАКТЫ	40
Контактная информация	40
Телефоны	40
Время работы	40
Адрес	40

ХАРАКТЕРИСТИКИ

Обзор

This 2020 Viking 72 Open bridge, "AEI", is as close to brand new as you can possibly get. "AEI" is a highly customized Viking build that finished this past March. Due to travel restrictions surrounding Covid 19, the owner never had the opportunity to come to Florida and use her during his season. She arrived from the factory to the Viking South facility, and went into climate-controlled storage for the summer with only 50 running hours. Rather than let her sit idle, the owner has decided to sell now. She is in perfect condition and has redundant systems throughout. To say this boat is well equipped is simply a huge understatement. It has been purpose built to be a world class sport fishing vessel by a highly experienced owner and captain. Now is your chance to own one of the finest 72 Convertibles ever built with no wait. Call now for a showing appointment.

Основная информация

Тип судна: Катер для спортивной рыбалки

Подкатегория: Convertible

Модельный год: 2020

Год постройки: 2020

Страна: United States

Размеры

Длина общая: 72' 8" (22.15m)

Ширина: 20' 0" (6.10m)

Макс. осадка: 5' 9" (1.75m)

Трапы: 21' 6" (6.55m)

Скорость, вместимость и масса

Водоизмещение: 259392000 Pounds **Вместимость воды:** 372 Gallons

Объем топливного бака: 2587 Gallons

Размещение

Всего кают: 5

Спальные места: 12

Всего ком. состава: 5

Корпус и палуба

Материал корпуса: Fiberglass

Материал палубы: Composite
Fiberglass

Комплектация корпуса: Modified V-
Hull

Цвет корпуса: White

Информация о двигателе

Двигатели: 2

Производитель: MTU

Модель: 16V200M96L

Тип двигателя: Inboard

Тип топлива: Diesel

ПОДРОБНОЕ ОПИСАНИЕ

Vessel Walk Through or Overview

“AEI” is such a great yacht it’s hard to find a place to start. Aside from the fact that the Viking 72 is one of the best performing sport fishers ever built, there is far more to “AEI” than meets the eye. She was designed and purpose built to get away from shore and fish for multiple days in ultimate comfort without interruption. Every system has been meticulously planned out in detail to make her guests comfortable and safe. The owners experience with Viking’s gave him a unique perspective on building this yacht which resulted in multiple redundant systems to eliminate downtime due to mechanical failures. Systems were either upgraded in size and quality or doubled to meet his stringent requirements. She makes and purifies her own water thru 2 water makers and a double bypass spot zero system. Her Windlass and thruster are Hydraulic and designed for robust extended use, not electric. She has extra refrigeration and freezers with isolated compressors to prevent total system shutdowns. “AEI” also has an upgraded Centralized seawater system. It’s the same one used in the 80 Viking with an added Electrosea system to prevent growth in all her sea water supplied components like the air conditioning, and refrigeration systems that are so important and costly to clean. All the mechanical upgrades and features are mentioned below in the full specifications. Moving to the interior, AEI features a fully custom 5 stateroom layout. The VIP forward has quad bunks that were designed so that 4 full sized adults can comfortably sleep. Bunk heights, Mattress thickness, bed rail positions and even the drawer storage was carefully considered to provide comfort and the best use of space. The same process was used throughout the rest of the staterooms including her opulent owners’ stateroom. In the salon and throughout the vessel you’ll find a look more reminiscent of a Carolina custom boat with heavy use of satin walnut trim to enhance walls, ceilings, windows, and cover unsightly exposed fasteners. The galley and salon feature two tone quartz and Cambria counters, additional refrigeration and custom cabinetry layouts. Carpeting is sculpted and double padded for a rich look & comfortable feel. Both flybridge and cockpit decks are clad with teak and the custom look continues around the vessel with a Faux teak painted salon door and toe rails. Built for serious fishing this vessel has custom rod storage closets inside, Palm beach towers custom hard top, hydraulic outriggers, 4 massive teaser reels, a Blue water custom fighting chair and much, much more. This fine 72 Viking has everything you need and nothing you don’t.

Walk through

Salon

Walnut Interior Satin Finish Throughout

Custom WBC interior design

Custom Amtico Flooring

Additional TV On Bulkhead above Dinette, black bezel

Interior ball camera above dinette

Air conditioning with reverse cycle heat that circulates from concealed registers behind the valances to maximize comfort while minimizing noise and drafts — individual temperature control

All valances, curtain boards, soffits, wire boxes and window frames made of walnut. No fabric

Custom walnut trim fashioned to fully conceal any exposed fasteners throughout entire salon

Walnut headliner strips 3" wide

Custom walnut AC return in ceiling

All drawer hardware square satin metal finish

Pop up TV tabletop and bar counter top finished in black Cambria

Blinds for desired natural lighting and additional privacy

Cabinetry with drawers and bottle storage w/ custom bottle configuration and size for larger bottles

Day head at aft end of salon

Cocktail table, Custom from release marine with cover

U shaped dinette with storage below seats

Dinette table, Custom from release marine with cover

Drawer beneath dinette split into two drawers with dividers instead of one large drawer that is hard to open

Amtico flooring at salon entrance and wall-to-wall carpet with double lined padding

Home theater center with 55" HD TV on a raise and lower mechanism with antenna or cable hook-up

Upgraded Marantz Surround sound stereo entertainment system IPO Bose with speakers concealed in AC registers

L shaped lounge with storage underneath, Dewberry style with full access hinged backrest and end table with drawers adjacent to galley

Lighting, indirect decorative rope lighting behind valances

Lighting, overhead LED lights, square, recessed in headliner with dimmer switches

Main electrical panel with AC selector breakers and touch screen monitor

Pillows, decorative throws for sofa

Wood on aft side of galley island

Clear Ice maker in salon, upgraded to U-line in place of standard

Manual salon door

Galley

Open Galley layout with raised overhang counter

3 bar stools at galley overhang trimmed in custom diamond stitched ultra-leather with seat backs and footrests

Custom backsplash tile in Mosaic pattern

Sub-Zero drawer refrigeration and freezer under counter consisting of 2 sets of 27" wide refrigerator units and 2 sets of 24" wide freezer units for a total of 8 drawers. Standard is 6

Trash compactor deleted and replaced with additional bank of drawer storage

Electric range, 4 burner surface mounted cooktop

Conventional oven under surface mount stovetop

Custom Cambria Countertops throughout galley in light quartz and galley overhang in black Cambria for a bold two-tone appearance

Exhaust Fan

Amtico flooring throughout galley

Garbage Disposal

Storage drawers and cabinets beneath galley counter

Storage cabinets above forward galley counter

Double bowl stainless steel sink with pull out faucet

Microwave/convection oven located in upper galley cabinet

Pantry forward of galley/dinette, walk in with customized storage space and cabinetry extending into bow and fully custom rod and reel storage built in aft

Deleted storage insert next to pantry door to utilize full depth and installed custom Maple shelving

Companionway

Awlgrip bilge areas with access hatches, snow white and lighted for easier maintenance and cleaning

Central vacuum unit connection with accessories

Flooring, carpeted steps from galley through companionway

Laundry center with stackable, front-loading washer and dryer behind custom louvered walnut door for proper venting of dryer while remaining closed when in operation

Custom Rod locker cabinet with glass door and tri colored lighting including fully customized rod and reel storage system inside and Amtico flooring

Lighting, overhead LED lights recessed in headliner

Staircase, curved, with banister along starboard companionway side with storage compartments

Custom walnut toe kick paneling alongside of companionway stair steps

Custom wood molding at top of companionway steps

Vertical walnut wood strips in companionway seams

Master stateroom entry door widened to 24" and opens forward

2 color wall panels in custom headliner material and installed above and below horizontal companionway wood strips

Custom companionway closet with 3 shelves forward of hull side credenza adjacent to stbd stateroom

Master Stateroom

Air conditioning with reverse cycle heat that circulates from concealed registers behind the valances to maximize comfort while minimizing noise and drafts - individual temperature control

King-size walk-around fore and aft bed with mattress and custom quilted designer style bedspread

His and her closets to port maple lined. Aft closet traditional 50/50 split over under with drawers beneath & fitted with safe

Forward double door closet fitted with shelving for bulk storage

Cubby at outboard side of bed with USB charging ports and 120V traditional plug for charging of phones and storage of small items like wallets, phones, i-pad's etc.

Custom clothes hamper beneath outboard nightstand in place of drawers

Drawer storage under bed, (2) large drawers, port and starboard bank

End table starboard side of bed with drawer storage

Full length mirror framed in walnut adjacent to MSR door

Custom upholstered Headboard

Custom headliner,

Lighting, decorative indirect rope from underneath bed platform and behind valances in LED

Lighting overhead in LED lights recessed in headliner with dimmer switches

Mattress custom Handcraft

Pillow shams with designer throw pillows

Reading lights, overhead with separate switches

Custom Master stateroom tray ceiling molding done in walnut in place of upholstered wood

Master Head

Custom Amtico Flooring

Quartz Vanity Top

Air conditioning/heat with register in soffit

Exhaust fan vent installed in shower in place of soffit

Overhead LED lights recessed in soffit and in ceiling

Linen storage

Lower vanity with curved walnut face

Medicine cabinet with mirrored doors

Mirror around upper vanity insert

Receptacle, 120V - GFCI

Stall shower in fiberglass with satin nickel shower fixtures and with drain to automatic sump pump in bilge

One-piece custom frameless glass shower door

Storage cabinet with shelves and mirrored door

Towel bar and ring in satin nickel

Forward Stateroom

Air conditioning/heat with temperature control

Custom VIP layout with 4 bunks. All bunks raised and bunk rails lowered for ease of entry and maximum headroom and comfort.

Custom headliner material installed under upper bunks for finished appearance

Storage under lower bunks both sides, custom carpeted in place of fiberglass

Forward stateroom bulkhead to be walnut

Custom walnut A/C return vent

Cubby under stateroom hanging closet with 120V plug and 2 USB ports, Drawer storage underneath

Bedspreads are quilted designer style

Lighting- decorative indirect rope lighting from underneath bed platform and behind valances in LED

Lighting overhead in LED lights recessed in headliner with dimmer switches

Forward stateroom mattresses to be 4" poly foam to provide more usable room above the mattress

Custom designer style pillow shams

Forward Head

Custom Amtico Flooring

Custom Quartz Vanity Top

Air conditioning/heat with register in soffit

Exhaust fan with vent in shower stall

Overhead LED lights recessed in soffit and in ceiling

Lower vanity with curved walnut face

Medicine cabinet with mirrored doors

Mirror around upper vanity insert

Receptacle, 120V - GFCI

Stall shower in fiberglass with satin nickel shower fixtures and with drain to automatic sump pump in bilge

Towel bar and ring in satin nickel

Port Stateroom

Air conditioning/heat with temperature control and vent in soffit

Soffit air vent to be wood in place of Fabric

Upper and lower bunks with 5" poly foam mattresses to maximize guest space in bunks

Upper bunk raised and bed rail lowered to provide easier access to lower bunk

Underside of upper bunk lined in headliner material for finished look

Lower bunk storage to be two pull out drawers in place of lift up storage hatch

Custom closet to extend to full stateroom height with hanging clothes on top and drawer storage beneath as well as Cubby w/ USB and AC outlets for charging of phones

Quilted designer style bedspread and pillow shams

Decorative indirect rope lighting from underneath bed platform and behind valances

Lighting, overhead LED lights and courtesy rope lighting underneath lower bunk rail, LED and behind valances

En-suite access to port head

Port Head

Amtico Flooring

Quartz Vanity Top

Air conditioning/heat with register in soffit

Exhaust fan with vent in shower stall

Overhead LED lights recessed in soffit and in ceiling

Lower vanity with curved walnut face

Medicine cabinet with mirrored doors

Mirror around upper vanity insert

Receptacle, 120V - GFCI

Stall shower in fiberglass with satin nickel shower fixtures and with drain to automatic sump pump in bilge

Towel bar and ring in satin nickel

Starboard Stateroom

Air conditioning/heat with temperature control

Upper and lower bunks with Poly foam 4" mattress to maximize space in bunks

Upper bunk raised to maximize space in lower bunk and headliner material added to underside of upper bunk for finished appearance

Deleted end table and installed drawer beneath lower bunk with divider to add space to the stateroom

Pushed length of the stateroom aft into dead space created by companionway locker to gain full length bunks

Cubby installed on Aft wall of stateroom with USB and AC receptacle plugs

Quilted designer style bedspread and pillow shams

Decorative indirect rope lighting from underneath bed platform and behind valances

Lighting, overhead LED lights and courtesy rope lighting underneath lower bunk rail, LED and behind valances

Day Head

Located Aft in salon on stbd side just inside salon cockpit entrance

Air conditioning/ heat with register in soffit

Exhaust fan with vent in soffit

Amtico flooring

Lighting, overhead LED lights recessed in soffit and ceiling

Lower vanity with curved walnut face

Window with blind

Crew/Capt

Air conditioning/heat with temperature control

Deleted upper bunk

Lower bunk raised and extended all the way outboard & widened into a double sized bed for Capt. with Viking slumber 8 Mattress

Storage cabinets above bunk in Walnut in place of mirror

Carpeted storage area under bunk

Custom end table next to bed with drawer storage below and full height hanging closet above

AC registers and returns walnut

Nightstand to have USB and 120V outlets

Quilted designer style bedspread and pillow shams

Decorative indirect rope lighting from underneath bed platform and behind valances

Lighting, overhead LED lights and courtesy rope lighting underneath lower bunk rail, LED and behind valances

32" TV with wood frame on aft wall

Custom storage in step to engine room

Access to engine room

Crew Head

Amtico Flooring

Cambria Vanity Top

Air conditioning/heat with register in soffit

Exhaust fan with vent in soffit

Overhead LED lights recessed in soffit and in ceiling

Lower vanity with curved walnut face

Medicine cabinet with mirrored doors

Mirror around upper vanity insert

Receptacle, 120V - GFCI

Stall shower in fiberglass with satin nickel shower fixtures and with drain to automatic sump pump in bilge

Towel bar and ring in satin nickel

Flybridge

Center console walk around helm with electronic storage raised pod with additional storage below

Air conditioned flybridge

Custom surface mounted electronics suite in Carbon fiber covered panel surrounded by custom teak trim ring. Electronics box cover deleted but available by request

Compass

Release teak helm pod with single lever controls and bow thruster controls in handles

Install light in radio box to indicate spot zero operating on

Split lids on radio boxes

Push button catches on forward cabinet doors in lieu of standard

Extended overhang for extra room to move around helm seats

3 forward facing helm seats, Teak ladderback by Blue water custom chairs with matching removable upholstery and backrests

Top loading freezer forward with dividers to have dedicated compressor for isolation and redundancy

Refrigerated fly bridge drink box

Flybridge custom: Sink and lid deleted and replaced with storage cabinet

Install custom rail at helm and powder coat for foot rest

Bench seats with storage port and starboard sides with removable backrests for forward facing guests

Elevated backrest on forward bench seat

Whisper gray Stamoid enclosure vinyl

Costa clear polycarbonate enclosures with zippered vents

Costa helm cover

Teak laid flybridge decks by Teak Cockpit Solutions of FL

Overhead hard top painted grey to mitigate glare

Overhead hard top has oversize panel for teasers

Overhead hard top has panel with drop down aft facing sonar screen

VHF speakers concealed behind vented cut out in hard top

Cockpit

Cruisair "Cool Breeze" Mezzanine Air System

Tuna Tubes in transom live well

Teak Cockpit, Mezzanine, Ladder Treads by Teak Cockpit solutions of FL

Teak Covering boards and coamings by Teak Cockpit solutions of FL

Custom Costa cockpit cover with removable side panels

Costa cockpit sunshade with poles

Custom raised pattern Silver and white vinyl Mezzanine Cushions With 2 removable Drink Bolsters

Additional seat cushion and back for tackle locker

Two 12V DC Outlets Forward Under Coaming

12VDC 30 Amp Outlet Aft Under Coaming for Electric Reels

Transom Coaming Gate

Transom fish box plumbed as live well

Transom door

Transom swim steps 3 total instead of standard 2

Transom grab handles installed inside of transom door

Release Marine Boltless Rod Holders

Tower legs extend to cockpit with 3 rod holders on each leg

Bluewater custom Series Fighting Chair

Dockside electric connection — (2) 50 amp/220V electric with Glendinning Cable masters in forward port and starboard cabinets under gunwales

Dockside water connection with pressure reducing valve in cabinet under gunwale

Faux teak painted salon door - molded fiberglass with frameless window and walnut interior

Engine room access with door and ladder to engine room

Extended flybridge overhang for shade

Freshwater wash down with hose bib located in cabinet under starboard gunwale

Second fresh water washdown installed in cabinet under port gunwale

Gaskets for all lids and access doors

Ladder to flybridge, one-piece, anodized aluminum with teak treads

Lazarette hatch with access to steering system, trim tabs, drain pumps and Seakeeper

LED lighting, indirect rope lighting underneath the coaming Tri Colored

LED lighting oversized recessed deck lights in flybridge overhang (4 ea.) Tri colored

Observation mezzanine with starboard aft facing lounge seating with custom covered cushions, hinged seats with storage under lounge area, tackle cabinet with pullout drawers and dual bait freezers

Cockpit Freezers have dedicated compressors so that they can be isolated for redundancy in place of standard configuration where both are run on the same compressor

Refrigerated drink box undermounted in salon step for direct access from cockpit

Custom dividers fabricated for step cooler

Seawater wash down, run off central raw water system

Side lockers under coaming with gaff storage

Split lids for fish boxes

Stainless steel gas springs on all hatches and lids

Valve to fill freshwater tank from dockside inlet

Y-valve fresh and saltwater wash down

Hull Deck Exterior

Seakeeper Gyro SK 26

Hydraulic bow thruster

White Hull

Custom bow chute for anchor in stem w/ polished anchor strike plate

Hydraulic windlass concealed below forward deck with access covers over anchor locker

Windlass remote installed in anchor locker

8 custom powder coated hooks in anchor locker for hanging lines and fenders

Fresh water washdown at bow anchor locker

Custom anchor line and chain combination of 50' of stainless-steel chain and 625ft of rope

Polished stainless-steel claw anchor

Faux painted teak toe rails

Deleted bow pulpit and bow rail

Blister resistant modified vinylester resin in entire hull skin

Custom blended polyester resin used in structural laminates, topsides, bridges, and hardtops

Fiberglass side thru-hulls

Ablative/Copolymer anti-fouling bottom paint (2 coats), using "Interlux Interprotected epoxy primer system"

Awlgrip bronze thru hulls and sea strainers in engine room and forward bilge

Bomar Deck Hatch

Hull is infused using Baltek end-grain balsa and

Airex foam cores with carbon and E-glass hybrid fiberglass laminates

Infused fiberglass fuel, freshwater and holding tanks with fiberglass baffles inside and balsa coring on sides for stiffness, sealed to hull with a syntatic foam

Molded fiberglass salon floor/engine room ceiling with foam core for acoustical and thermal insulation

Propeller pockets to reduce draft

Stringers, fiberglass encapsulated foam

Vacuum bagged composite bulkheads - main engine room bulkhead, and forward bulkhead

Recessed external sea strainers for main engine pick ups

Rudders, stainless, composite rudder bearing with dripless seal laminated into hull

Seacocks, bronze, ball-type sea valves for all thru- hulls below the water line - Awlgrip Snow White

Shafts — (2) Aquamet high-strength stainless steel, double-taper with machined keyway and custom thrust plate at main engine couplings

Struts — thru-water, Nibral, composite bearings

Tides Marine water lubricated dripless shaft seals with crossover water supply from both

engines

Trim tabs, custom with center, port and starboard tabs recessed in transom, individual controls for each tab with fiberglass covers

Sea Star 3 - steering system with electronic interface

Engine Room

MTU Series 2000 - V16 M96I 2635MHP with only 60 hours and 5 year 4000-hour

warranty until 2025

Additional octoplex display by engine room door

Crew side of engine room door painted to match interior color of stateroom walls in lieu of standard color

Water Maker with auto back flush 1400 GPD

2nd Water maker with auto back flush 1400 GPD Spot Zero water filtration system Double by-pass

Both water makers plumed to run thru spot zero system for incredibly pure water

Installed customer supplied pre-filter system for water makers

Water maker display custom painted white to match engine room

Back up fuel transfer pump in parallel for redundancy

Upgraded Centralized sea water pump system to what is used in 80 Viking including larger Grundflo pumps and piping to keep up with all user components on boat

Electro Sea clearline system plumed into CSW for prevention of barnacle growth in the CSW system and all components it feeds

Optional Hydraulic system in engine room to power bow thruster and windlass

Willy Vac with low water pickup and additional hose

Headhunter Fresh water pump standard with optional back up Headhunter freshwater pump plumed in Parallel

Eskimo Ice machine plumed to Starboard step box in Mezzanine

Second Eskimo Ice machine plumed to port cockpit fish box

2 Scott pumps installed aft and center in engine room to supply customer supplied tuna tubes

Two 6 drawer 12" wide painted toolboxes

Prepped and prewired for dive compressor

Black diamond mat installed on shelf forward of engines

Awlgrip engine room, lazarette, forward bilge and anchor locker for enhanced visibility and easier maintenance

Air conditioning — chilled water, 8 tons (two 4-ton units), zoned with reverse cycle heat

for complete climate control throughout the interior and with individual temperature controls for staterooms and salon

Bilge pumps with clean out pumps linked into monitoring system and connected to float switches for automatic and manual operation

Customized air conditioning sea water supply/discharge manifolds to allow for isolating each chiller for maintenance

“Delta T” engine room ventilation system with thermostatically controlled supply and discharge fans for proper fresh air circulation and water intrusion suppression

“Delta T” pneumatically controlled engine room ventilation dampers, integrated into fire suppression system

Dual stage speed 110V AC freshwater system with on deck freshwater fill and cockpit dockside supply inlet with pressure reducing valve

Engine room entrance gauge package consisting of gauges for digital tachometer, engine water temperature, and engine oil pressure and remote mounted engine start and stop switches for easier viewing and accessibility

Fire suppression system, automatically and manually operated and tied into main engines, generator ignitions and ventilation systems with override

Freshwater supply in engine room for general maintenance and cleaning

Fuel priming pumps for main engines, electric

Fuel transfer and management system, 24V DC pump controlled through touch-screen control panels

Hour meters on generators

Integrated engine mounting system for efficient transfer of energy to drive train system

Internal sea strainers for generator and all other seawater pick ups

Mufflers - engines in-line type with surge tubes in engine room

Mufflers — generators, gas/water separators

Oil changing system, gear type pump for main engines, transmissions, and generator with pump out line run to cockpit locker

Advance design cambered blade sections for optimum performance. Nibral alloy for maximum durability

Racor dual fuel/water separator filters for main engines and single for generator. Clear bowl type, top loading for convenient replacing

Electric water heater

Mechanical

Install Tee in Dockside water manifold to fill water tank from the cockpit. Pass thru spot zero

Deck fill for freshwater tank

Custom Awlgrip tiller arms and brass parts in Lazarette in place of standard

Supply and install screens on Centralized sea water intakes and tuna tube pump intakes

Custom quick disconnect fitting in port side locker tied into standard fuel transfer pump/manifold to transfer fuel from a bladder tank in the cockpit

Extra port for Willy Vac in lazarette

Install two custom transom elliptical drains for transom fish box

Install custom black rubber matting in forward bilge areas

Electrical System

24V DC ship's service throughout

240/120V AC power supply

110V outlet in engine room on aft bulkhead

Anchor light/navigation lights

Batteries, (3) independent 24V banks mounted in fiberglass storage boxes, maintenance free

Battery chargers, (3) with thermal cutoff and switching system for complete integration

Battery distribution panels with battery cutoff for ship service batteries and engine batteries

Battery parallel system for main engines and generator start

Bonded electrical system with ground plate

Color-coded, labeled and numbered wiring system with corresponding drawings

Dimmers, DC LED interior lighting throughout excluding companionway

Engine room lights, DC with LED/AC backup with switch at engine room entrance

Generators, Diesel — (2) 29 kW Onan QD (electronic quiet diesel) Series, user-friendly with electronic governing allowing voltage and electronic frequency control

Glendinning cable master (2) 50/220V AC with 3 wire grounded cord

Lighting, overhead LED lights recessed in hardtop tri color

Magnetic switches for bilge lights

Master electrical control provided via power distribution system utilizing a redundant Can Bus control for AC/DC remote breaker electrical systems. Complete system control and monitoring provided by 3 integrated touch screen controls-(1) located at salon main panel and (1) at the flybridge helm, (1) in engine room adjacent to Crew stateroom pass thru door

Receptacles, 120V duplex with GFCI throughout

Voltage stabilizer isolation transformer for more consistent, cleaner voltage

Exclusions

Owners personal items, clothing, and select wall art. Wall art to be replaced with comparable prints for existing frames or different print and frame depending on the sellers preference. All fishing poles and tackle are excluded. Owner is willing to sell Rods and reels separately if buyers desire to keep them. 5 gallon jugs of oil stored in engine room are not included in the sale.

Исключения


При продаже яхты исключаются личные вещи владельца.

Отказ от ответственности


Компания предоставляет описание судна или яхты добросовестно, но не может гарантировать точность этой информации, а также не ручается за техническое состояние. Покупатель должен проинструктировать своих агентов или оценщиков исследовать представленную информацию более подробно, по собственному желанию. Продажа судна или яхты, изменение цены или снятие с продажи будет происходить без предварительного уведомления.

ФОТОГРАФИИ


IMG_2327



IMG_2074




IMG_1729




IMG_5349




IMG_2126



IMG_2377



IMG_2383



IMG_2043




IMG_2335



IMG_2050




IMG_2309




IMG_2299




IMG_2221



IMG_2278



IMG_2353



IMG_2405



IMG_2072



IMG_2082




IMG_1845




IMG_1749



IMG_1726



IMG_1941



IMG_1940



IMG_1949




IMG_1686




IMG_1672




IMG_1677



IMG_1515




IMG_1531




IMG_1542



IMG_1560



IMG_1575



IMG_2231



IMG_1984




IMG_1626




IMG_1785




IMG_1589




IMG_1921



IMG_1997



IMG_2019




IMG_1852



IMG_1891




IMG_2159




IMG_2177




IMG_2192




IMG_5346



IMG_5347



IMG_5348




IMG_5350




IMG_5351




IMG_5352



IMG_5353




IMG_5354




IMG_5355



IMG_5356D



IMG_5357D



IMG_5358D



IMG_5359D




IMG_5364D



IMG_5365D




IMG_5368D



IMG_5369D



IMG_5370D



IMG_5372D



IMG_5373



IMG_5374



IMG_5375



IMG_5376



IMG_5377D



IMG_5378



IMG_5379



IMG_5381D




IMG_5382D



IMG_5383D




IMG_5384D



IMG_5386




IMG_5388D




IMG_5389D




IMG_5391D




IMG_5393D




DJI_0715 edited




DJI_0718 edited




DJI_0699




DJI_0700




DJI_0758



DJI_0762




DJI_0768



DJI_0755



DJI_0706



DJI_0711



КОНТАКТЫ

Андрей Шестаков (Andrey Shestakov) – ведущий яхтенный брокер отдела продаж яхт и судов компании Shestakov Yacht Sales Inc. Официальный представитель Shestakov Yacht Sales Inc. для русскоговорящих клиентов в центральном офисе компании в Майами/Форт Лодердейл/Флорида/США.

Контактная информация

Email: **andrey@shestakovyachtsales.com**

Web: shestakovyachtsales.com

Телефоны

Краснодарский край: **+7(918)465-66-44**

США, Майами, Флорида: **+1(954)274-4435**

Время работы

Понедельник – Суббота: **9:00 - 21:00** EDT

Воскресенье: **Закрето**

Адрес



Harbour Towne Marina, 850 NE 3rd St, STE 213, Dania, FL 33004