

1990 ISLAND PACKET — ISLAND PACKET YACHTS



Builder: ISLAND PACKET YACHTS

Year Built: 1990

Model: Cruising Sailboat

Price: PRICE ON APPLICATION

Location: United States

LOA: 35' 0" (10.67m)

Beam: 11' 6" (3.51m)

Max Draft: 4' 4" (1.32m)

Cruise Speed: 6 Kts. (7 MPH)

Max Speed: 6 Kts. (7 MPH)

Our experienced yacht broker, Andrey Shestakov, will help you choose and buy a yacht that best suits your needs 1990 Island Packet — ISLAND PACKET YACHTS from our catalogue. Presently, at Shestakov Yacht Sales Inc., we have a wide variety of yachts available on our sale's list. We also work in close contact with all the big yacht manufacturers from all over the world.

If you would like to buy a yacht 1990 Island Packet — ISLAND PACKET YACHTS or would like help answering any questions concerning purchasing, selling or chartering a yacht, please call +1(954)274-4435

TABLE OF CONTENTS

TABLE OF CONTENTS	2
SPECIFICATIONS	8
Overview	8
Basic Information	8
Dimensions	8
Speed, Capacities and Weight	8
Accommodations	9
Hull and Deck Information	9
Engine Information	9
DETAILED INFORMATION	10
Overview	10
Exclusions	16
Disclaimer	16
PHOTOS	17
3	17
4	17
5	17
6	17
7	18
8	18
9	18
10	18
11	18
12	18
13	19
14	19
15	19
16	19

17	19
18	19
19	20
20	20
22	20
21	20
23	21
24	21
26	21
25	21
27	22
28	22
29	22
30	22
31	22
32	22
33	23
34	23
36	23
35	23
38	24
37	24
39	24
40	24
41	25
42	25
44	25
43	25
45	26

46	26
47	26
48	26
49	26
50	26
51	27
52	27
53	27
54	27
55	27
56	27
57	28
58	28
59	28
60	28
61	28
62	28
63	29
64	29
65	29
66	29
67	29
68	29
69	30
70	30
71	30
72	30
73	30
74	30

75	31
76	31
78	31
77	31
79	32
80	32
81	32
82	32
84	33
83	33
85	33
86	33
87	34
88	34
89	34
90	34
91	34
92	34
93	35
94	35
95	35
96	35
97	35
98	35
99	36
100	36
101	36
102	36
103	36

104	36
105	37
106	37
107	37
108	37
109	37
110	37
111	38
112	38
113	38
114	38
115	38
116	38
117	39
118	39
119	39
120	39
121	40
122	40
124	40
123	40
125	40
126	40
127	41
128	41
CONTACTS	42
Contact details	42
Telephones	42
Office hours	42

Address

42

SPECIFICATIONS

Overview

The 1990 Island Packet 32 has all of the proven attributes of IPY's. She has an excellence in cruising yacht design, with a high degree of quality. The Island Packet 32 is a spirited performer, exceptional seakeeping, inherent safety, ease of handling under way, and livability. With classic good looks, exacting craftsmanship, and reliability, the IP32 is an unequaled choice for the knowledgeable cruising sailor

Basic Information

Category: Cruising Sailboat

Model Year: 1990

Year Built: 1990

Country: United States

Dimensions

LOA: 35' 0" (10.67m)

LWL: 28' 7" (8.71m)

Beam: 11' 6" (3.51m)

Max Draft: 4' 4" (1.32m)

Clearance: 46' 0" (14.02m)

Speed, Capacities and Weight

Cruise Speed: 6 Kts. (7 MPH)

Max Speed: 6 Kts. (7 MPH)

Displacement: 13500 Pounds

Water Capacity: 85 Gallons

Holding Tank: 18 Gallons

Fuel Capacity: 28 Gallons

Accommodations

Total Cabins: 2

Total Berths: 4

Total Heads: 1

Hull and Deck Information

Hull Material: Fiberglass

Engine Information

Engines: 1

Manufacturer: Yanmar

Model: 3GM30

Engine Type: Inboard

Fuel Type: Diesel

DETAILED INFORMATION

Overview

Updates

2019

New canvas-all

New head

New stove

New hot water heater

New GPS, radar and chart plotter

New bottom paint

2020

New standing and running rigging

New lifelines

All winches rebuilt

Headsail furler rebuilt

Brightwork done

New holding tank

New macerater

New freshwater pump

Engine and transmission serviced

Topsides waxed

New stereo

New VHF radio

New AGM batteries-3

Scheduled diver with Mikes Dive Service. Last performed July 10. Condition reported as a 4 out of 5

Headsail cut from a 150 to a 76. All sails cleaned. Sails will need replacement in 2-3 years depending on use.

Accommodations

The Island Packet 32's innovative and well appointed interior is ideal for cruising and a comfortable lifestyle aboard. Its bright and airy feeling is enhanced by the generous use of opening ports, overhead hatches and deck vents. Forward is the owner's stateroom with large v-berth, private door to the head, and plenty of storage in drawers, cabinets and bins plus a cedar-lined hanging locker. Next aft to port is the head with marine toilet, mirrored vanity with countertop washbasin and large shower area. The roomy main salon features Island Packet's signature bulkhead-mounted table, a straight settee to starboard and an L-shaped settee to port that converts to a double berth. Next aft to starboard is the U-shaped galley with LPG stove w/oven, double S/S sink, large refrigerator/freezer and plenty of storage area. Opposite to port is the unique aft cabin area featuring a large double berth and a hinged nav table at the berth. The large cockpit features long contoured seats with deep backrests.

Interior

- Eleven opening ports w/screens - polished stainless steel, safety glass- Five deck hatches-head, forward cabin, salon, aft cabin, galley-Lewmar" (acrylic & alum.)

- Two deck ventilators (Dorade type) w/screens

- Large forepeak w/louvered access door & overhead deck pipes, light drain to bilge, center divider w/attachment for rodes - Forward cabin w/privacy doors to salon & head compartment. Large double vee berth w/full length teak shelves outboard, large stowage lockers, cedar lined drawers under. Generous cedar lined hanging locker w/shelf over. Two opening ports plus overhead hatch, varnished teak & holly sole

- Forward head w/shower (electric drain pump) w/teak seat, curtain on track, large vanity w/stainless steel sink, hot & cold pressure water, unbreakable mirror, counter w/teak trim, storage cabinets, opening port & an overhead hatch, toothbrush holder w/cup, toilet paper holder
- Main salon w/pull-out double settee berth to port, single settee berth to starboard, teak cabinets & book shelves outboard of both settees. Large stowage areas behind & under each settee. Cedar lined hanging locker w/shelf over. Deluxe drop leaf table folds against bulkhead rack (w/bottle stowage) for unobstructed 4' wide varnished teak & holly sole. Large overhead hatch, numerous opening ports, deck vents. Overhead handrails
- Navigation station w/large hinged table, pull out seat, generous nav/electronics cabinet w/master A-C/D-C electrical panel plus room for variety of owner installed equipment Chart stowage drawer beneath settee
- Combination aft cabin/nav station. Large double berth w/full length shelf, stowage lockers under, bureau & cedar lined drawer, privacy curtain to enclose area, overhead hatch & two opening ports
- All cushions 5" thick foam & upholstered in premium designer fabric
- Removable teak companionway ladder w/engine access from all sides
- Storage rack for companionway drop boards
- Molded slip resistant cabin sole adjacent to companionway, galley & aft cabin/nav station, w/draining grate in front of ladder. (Teak grate lifts out for dust pan)
- Teak bulkheads, cabinetry, trim - select grain w/hand rubbed oil finish Teak louvered cabin & locker doors
- Molded fiberglass interior headliner w/textured finish, teak trim
- Teak & holly sole in main salon & forward cabin - varnish finish

Sails and sailing hardware

- In mast fuller for main sail, 130% roller furling genoa, roller furling staysail, triple stitched
- Mainsail cover, genoa and staysail sun panels in choice of Sunbrella® colors
- Genoa gear, including tracks, blocks, sheets and furling system
- Staysail gear including traveler, blocks, sheet and furling system
- Jib halyard winch on mast, Lewmar Ocean Series 16C

- Main halyard & main sheet led to cockpit through stoppers to Lewmar, Ocean Series 16CST winch
- Dual single line system for double set of reef points led to cockpit through stoppers to Lewmar Ocean Series 16CST winch
- All halyards internal; color coded running rigging
- Boom vang/preventer package
- Winch handle -10" lock-in chrome
- Jib sheet winches (2) Lewmar Ocean Series 40CST 2-speed
- Mid-boom sheeting for unobstructed cockpit & dodger installations
- Main sheet traveler w/4:1 control system
- Welded stainless steel double bow rail and stern rail, stanchions, stern rail with stainless steel flag staff holder and stainless steel staff
- Wheel steering - Edson rack & pinion w/molded seat, teak cover, stainless steel wheel, brake
- Compass, Ritchie" SP-5, custom nav grid, pedestal mount w/guard, engine controls
- Double lifelines w/quick release hooks aft for easy side boarding, full length teak cabin top hand rails - Stern gate w/quick release hook
- Swim ladder (stainless steel transom mount) w/teak steps
- Two stainless steel anchor rollers w/chocks and hinged deck pipes to forepeak
- Four 10" mooring cleats, two 10" spring line cleats, chocks and stainless steel chafe guards
- Twin backstays for easy stern boarding & unobstructed helm seating - Topping lift-adjustable
- Keel stepped mast all anodized spars - Isomat5

Galley

Large U-shaped design w/Formica" surfaces, teak sea rails on all edges, flip up counter extension Ice box - top loading, superior injected froth type urethane insulation throughout, lift-out shelf, large 12 cu. ft. volume, electric drain pump. Gimballed two burner LPG stove w/oven - stainless steel deluxe safety type, teak cutting board cover, stainless steel guard rail w/harness hooks. Pot & pan locker under Double stainless steel sink w/deluxe polished finish, hot & cold

pressure water tap, manual pump, retractable spray unit Hide-away trash bin, teak paper towel holder & soap rack. Deluxe teak dish rack & cutlery drawers, large storage areas above & below counter.

Exterior construction

- 100% hand laid fiberglass construction throughout with ISO/NPG type gelcoat for maximum durability, plus, Island Packet's exclusive PolyClad™ bottom gelcoat system
- Hull molded in one piece w/extra strong triaxial glass, unified w/an engineered molded interior grid structure
- Deck laminate cored w/advanced Poly Core™ - a tough microsphere & resin matrix that has maximum resistance to delamination and is impervious to rot
- Deck attached to integrally molded hull flange w/bolts, lock nuts, & urethane adhesive sealant
- Deck hardware thru-bolted w/aluminum backup plates. Extensive mold detail for all deck hardware
- Two-tone deck - low-glare ivory white with integrally molded tan slip resistant surface (premium coarse diamond pattern) * Ivory white hull w/gold cove & boot stripe
- Combination teak rub/cap rail w/stainless steel striker, teak cap on bowsprit
- Contoured cockpit seats 7%' long, coaming storage boxes, seat hatches with hasps and locks, molded helm seat with cushion and backrest
- Molded fiberglass sliding companionway hatch w/sea hood, latch inside, exterior hasp and lock
- Companionway drop boards of solid teak, center drop board fitted with fixed port with etched logo (safety glass), captive safety pin with holder
- All exterior teak treated with Semco finish
- Two cockpit scuppers
- Fresh water cockpit shower/wash down (cold only)
- LPG deck storage bin with 10 lb. aluminum propane tank (plus room for spare), drain overboard

Mechanical/Electrical/Plumbing

27 HP diesel - three cylinder, fresh water cooled, rubber isolation mounts on reinforced fiberglass bed with integral oil drip pan, mechanical and electric fuel pump, twin fuel filters, 3 blade prop (feathering prop optional)

-Racer fuel filter with water separator, jacketed fuel line w/swedged ends

-Sound insulated engine compartment w/access from front & rear

-Engine intake strainer - bronze

-Recessed cockpit instrument panel w/electric tachometer, fuel gauge, engine monitoring & warning system - removable acrylic cover

-Engine controls mounted on pedestal

-Two premium 12V sealed, immobilized electrolyte, maintenance free batteries - Group 27

-Deluxe electric panels w/four way battery switch, circuit breakers for D-C & A-C systems, D- C & A-C gauges, battery test system, reverse polarity protection, indicator lights, hour meter, elec. pump controls, LPG control, battery charger control

-A-C 30 amp dockside power system w/polarity and GFI protection, 50' shore power cord, numerous interior outlets, galvanic isolator

-Marine converter/battery charger - 30 amp Raritan" B-series

-12V lighting fixtures throughout cabin - designer teak swivel type

-Dome light in cockpit locker

-Water heater - 6 gal. marine type w/engine heat exchanger & 115V A-C operation, UL approved

-Pressure water system w/hot & cold water tap in galley & head, shower unit in head, cockpit (cold only)

-Manual water pump in galley

-LPG stove system w/10 lb. aluminum tank (in draining storage well), remote solenoid shutoff, gauge

-Marine head (Raritan), with premium triple walled sanitation hose, direct overboard discharge or bypass valve into holding tank. Water intake to heads protected by bronze strainer

-15 gallon (U.S.) welded marine aluminum holding tank w/sealed interior, deck pump out fitting

-85 gallon (U.S.) welded marine aluminum fresh water tank w/deck fill, gauges at panel & tank

- 28 gallon (U.S.) welded marine aluminum fuel tank w/shut off valve, deck fill, gauges in cockpit & tank
- Fuel & water tankage below cabin sole maximizing storage space & minimizing trim changes
- Deck fittings for water, fuel, waste - stainless steel with deck key
- Ice box drain pump - electric
- Shower drain pump - electric
- Electric bilge pump w/auto switch, premium Ultimate™ magnetic reed float switch
- Manual bilge pump - heavy duty (1 1/2" hose) integral w/master panel. Mounted in cockpit near helm -U.L. approved bronze, thru-bolted flanged seacocks on all thru-hulls below waterline; ball valves on all thru hulls in boot stripe Electrical bonding system for rig & all underwater metals
- U.L. approved marine, pre-tinned color coded wiring w/sealed connectors throughout
- High intensity running lights conforming to latest Colreg specs
- Foredeck light mast mounted at spreaders
- Masthead anchor light

Exclusions

Owner's personal belongings.

Disclaimer

The Company offers the details of this vessel or yacht in good faith but cannot guarantee or warrant the accuracy of this information nor warrant the condition of the vessel. A buyer should instruct his representatives, agents, or his surveyors, to investigate such details as the buyer desires validated. This vessel or yacht is offered subject to prior sale, price change, or withdrawal without notice.

PHOTOS

3



4



5



6



7



8



9



10



11



12



13



14



15



16



17



18




19



20



22



21



23




24



26



25



27



28



29



30




31




32



33



34



36



35



37



38




39



40



41



42



44



43



45



46



47



48



49



50



51



52



53



54



55



56



57



58



59




60



61



62



63



64



65



66



67



68



69



70



71



72



73



74



75



76



77



78



79



80



81



82



83



84



85



86



87



88



89



90



91



92



93



94



95




96



97



98



99



100



101




102




103



104



105



106



107




108



109



110



111



112



113



114



115



116



117



118



119



120



121



122



123



124



125




126



127



128



CONTACTS

Andrey Shestakov, leading yacht broker of the sales department of Shestakov Yacht Sales Inc. Shestakov Yacht Sales Inc., the official representative of the Miami/Fort Lauderdale FL headquarters.

Contact details

Email: andrey@shestakovyachtsales.com

Web: shestakovyachtsales.com/en/

Telephones

USA: +1(954)274-4435

Office hours

Monday – Saturday: **9:00 - 21:00** EDT

Sunday: **closed**

Address



Harbour Towne Marina, 850 NE 3rd St,
STE 213, Dania, FL 33004