

ALEGRIA — PURSUIT



Builder: PURSUIT

Year Built: 2021

Model: Sport Fisherman

Price: PRICE ON APPLICATION

Location: United States

LOA: 39' 11" (12.17m)

Beam: 13' 0" (3.96m)

Min Draft: 2' 1" (0.63m)

Max Draft: 3' 6" (1.07m)

Our experienced yacht broker, Andrey Shestakov, will help you choose and buy a yacht that best suits your needs **Alegria — PURSUIT** from **our catalogue**. Presently, at **Shestakov Yacht Sales Inc.**, we have a wide variety of yachts available on **our sale's list**. We also work in close contact with all the big **yacht manufacturers** from all over the world.

If you would like to buy a yacht **Alegria — PURSUIT** or would like help answering any questions concerning purchasing, selling or chartering a yacht, please call **+1(954)274-4435**

TABLE OF CONTENTS

TABLE OF CONTENTS	2
SPECIFICATIONS	6
Overview	6
Basic Information	6
Dimensions	6
Speed, Capacities and Weight	6
Accommodations	7
Hull and Deck Information	7
Engine Information	7
DETAILED INFORMATION	8
Hull	8
Deck	8
Cockpit	9
Fishing Features	9
Hard top and windshield	10
Helm	10
Cabin	11
Galley	11
Head	12
Electrical	12
Mechanical	13
Fuel	13
Water	13
Generator	14
Exclusions	14
Disclaimer	14
PHOTOS	15
DSC_6840	15

DSC_6841	15
DSC_6842	15
DSC_6843	15
DSC_6844	15
DSC_6845	15
DSC_6846	15
DSC_6847	15
DSC_6848	16
DSC_6849	16
DSC_6840	16
DSC_6841	16
DSC_6842	16
DSC_6843	16
DSC_6844	16
DSC_6845	16
DSC_6846	17
DSC_6847	17
DSC_6848	17
DSC_6849	17
DSC_6850	17
DSC_6851	17
DSC_6852	17
DSC_6853	17
DSC_6854	18
DSC_6855	18
DSC_6856	18
DSC_6857	18
DSC_6858	18
DSC_6860	18

DSC_6861	18
DSC_6862	18
DSC_6863	19
DSC_6867	19
DSC_6869	19
DSC_6870	19
DSC_6871	19
DSC_6872	19
DSC_6873	19
DSC_6874	20
DSC_6875	20
DSC_6876	20
DSC_6877	20
DSC_6878	20
DSC_6879	20
DSC_6880	20
DSC_6882	20
DSC_6883	21
DSC_6884	21
DSC_6885	21
DSC_6886	21
DSC_6887	21
DSC_6888	21
DSC_6889	21
DSC_6890	21
DSC_6891	22
DSC_6892	22
DSC_6893	22
DSC_6894	22

DSC_6895	22
CONTACTS	23
Contact details	23
Telephones	23
Office hours	23
Address	23

SPECIFICATIONS

Overview

This fantastic vessel only has 59 Hours on her Triple Yamaha outboards.

Cockpit A/C, full electronics, Bow Thruster, Joy Stick Control and much more. This loaded up boat is lift kept and located in Dunedin, Fl.

Don't miss this opportunity to get a 2021 Pursuit at a Discounted Price. A Must see.

Basic Information

Category: Sport Fisherman

Sub Category: Dual Console

Model Year: 2021

Year Built: 2021

Country: United States

Dimensions

LOA: 39' 11" (12.17m)

LWL: 0' 0" (0.00m)

LOD: 0' 0" (0.00m)

Beam: 13' 0" (3.96m)

Min Draft: 2' 1" (0.63m)

Max Draft: 3' 6" (1.07m)

Clearance: 10' 10" (3.30m)

MFG Length: 0' 0" (0.00m)

Speed, Capacities and Weight

Displacement: 19450 Pounds

Gross Tonnage: 19450 Pounds

Water Capacity: 65 Gallons

Holding Tank: 18 Gallons

Fuel Capacity: 370 Gallons

Accommodations

Total Cabins: 1

Hull and Deck Information

Hull Material: Fiberglass

Hull Configuration: Deep Vee

Hull Color: white

Engine Information

Engines: 3

Manufacturer: Yamaha

Model: F300NCA2

Engine Type: Outboard

Fuel Type: Gas

DETAILED INFORMATION

Hull

- Pursuit® Protection Plan: 5-year hull/deck structural warranty5-year blister-free warranty2-year limited warranty
- Pursuit Fresh White Gelcoat
- Hand Laminated Hull with Vinyl Ester Resin and Engineered Fabrics
- Infused Fiberglass Structural Grid System with Molded Finish and Integrated Bilge Water Management System
- 5 Ply Resin Infused Composite Transom System with Patented Transom Reinforcement Grid
- Foam Filled Structural Grid
- Bronze Thru Hull Fittings Below Water Line
- Chrome over Bronze Thru Hull Fittings Below the 7 Degree Heel Line
- Stainless Clad Composite Thru Hull Fittings Above the 7 Degree Heel Line
- Bronze Garboard Drain
- Trim Tabs, Lenco Electric with Auto-Retract
- Bow Eye, 5/8" 316L Stainless Steel
- Bow Thruster, 5.4 HP (4.0 kW) with Group 31 AGM Battery, Switch and Fuse
- Dedicated Transducer Location

Deck

- Hull and Deck Joint: Mechanically Fastened and Includes Aluminum Backing Plates At Cleat Locations
- Rub Rail: High Density PVC with Solid 316L Stainless Steel Insert
- Molded One Piece Deck and Cockpit Liner with Non-Skid Pattern Area
- Flush Mounted Integral Anchor Locker with Fiberglass Lid including: Anchor Windlass with Switch at Helm and Remote at Anchor Locker With Fresh and Raw Water Washdown with Overboard Drain, 316L Stainless Steel through Bow Pulpit Anchor Roller with 10" Mooring Cleat, Skid Plate, Chain Binder, 35lb Stainless Steel Plow Style Anchor, Self-Righting Shackle and 300' Rode (5/8" 8 Plait including 10' of 5/16" G4 Chain)
- Cleats, 316 Stainless Steel, 10" Pop Up (2) Stern, 10" Fixed Spring (2) and (2) Bow
- Molded Recessed Hatches with Gaskets and 316L Stainless Steel Latches and Overboard Drain Tracks
- Molded Transom Walkthrough with Hinged Transom Door, 316L Stainless Steel Latch and Positive Catch
- Self-Draining Cockpit with Bronze Ball Valve at Hull Side
- Bow Rail, one-piece, welded 316L Stainless Steel, with 1 1/4" Top Rail and 1" Stanchions

- Transom Grab Rails, 316L Stainless Steel, (port & starboard)
- Navigation Lights, LED, 2 mile
- Foredeck Hatches, Two (2) 17" x 17", with Adjuster and Framed Slide Screens
- Opening Port Lights (5) with Screen and Stainless Steel Frame
- Port, Starboard and Center Pantographic Windshield Wipers with Fresh Water Washer System

Cockpit

- Custom Cockpit Upholstery with Dri-Fast Foam and Mesh Backing
- Captain's Chair with Swivel Base, Foldable Armrests, Fore and Aft Adjustment and Flip-up Bolster
- Molded Port Bridge Lounge Seating with Large Backrest, Folding Arm, Molded Footrest & Port Articulating Armrest
- Tackle/Storage Cabinet in Aft Side of Bridge L-shaped Lounge
- Pursuit Cockpit JL Audio Entertainment System: 12V Bluetooth® Compatible Stereo System, JL Speakers (7 Total, 4 in Hardtop, 2 Interior, & Subwoofer), Amplifier and Remote at Helm
- Molded Entertainment Center with Sink, Hot/Cold Mixing Faucet, Cutting Board and Hinged Fiberglass Lid and Doors with Storage Below
- Starboard-side 64 quart Refrigerator/Freezer with Digitally Controlled Thermostat and Overboard Drain
- Folding Transom Seats (2) with Patented Adjusting Backrest
- Three (3) 316L Stainless Steel Drink Holders on Bridges Lounge, Two (2) at Helm and Two (2) in Gunwale
- Cockpit Machinery Access Hatch
- Fresh Water Wash with Hot/Cold Mixing Valve and Chrome over Brass Pull-out Sprayer at Transom Door
- Raw Water Outlet in Cockpit with Quick Connect Fittings and 25' Hose
- LED Cockpit Accent Lights
- Acrylic Sliding Companionway Door with Lock/Keeper, Sliding Screen
- Interior and Exterior Hardtop Handrails
- Hardtop with Spreader Lights, Six (6) LED Courtesy Lights, Four (4) Frame Mounted Rod Holders, Four (4) Recessed Speakers, Two (2) Acrylic Hatches Horn (Dual Trumpet) and Canvas Storage Pouches for PFD's
- Poly Footrest with Nonskid Pattern
- Dockside Fresh Water Inlet
- **240v Cockpit A/C with Reverse-cycle H**

Fishing Features

- Rod Holders (4), Stainless Steel, in Gunwale

- Lighted Oceana Blue 50 Gallon Recirculating Livewell with Bottom Drain Plug
- Fish Box, In-transom (75 gallon), Insulated Fiberglass Refrigerator/Freezer with Digitally Controlled Thermostat and Overboard Drain
- Fish Boxes, In-deck (2 x 68 gallon), Insulated and Diaphragm Pumps with Overboard Discharge (port & starboard)
- Aluminum Reinforcement Plates and Wiring for Downrigger Installation; Aft Gunwale (port & starboard)
- Two (2) Cabin Rod Holders
- Six (6) Enclosed, Lockable Gunwale Rod Storage
- Reinforcement for Fighting Chair

Hard top and whindshield

- Molded Fiberglass Hardtop Integrated Visor
- Powder Coated Aft Structural Hardtop Supports with Rod Holders (4) with Integrated Ladder Rungs for Access to Hardtop
- Custom Windshield System with Tempered Windshield and Side Glass with Infused Fiberglass Frame and Electrically Actuated Center Vent Window
- Custom Stainless Steel Ratcheting Anchor/Stern Light with Burgee Rings
- Two (2) Tri Color LED Lights
- Two (2) Aft Facing Spreader Lights
- 316L Stainless Steel Fore/Aft Underside Grab Rails
- 316L Stainless Steel Fore/Aft Topside Grab Rails
- Integrated Stereo Speakers (4)
- 60 mil Strataglass™ Side Curtains
- 3 Piece Drop Curtain
- Integrated Port & Starboard Overhead Glove Boxes
- Integrated Life Jacket Storage

Helm

- Molded Fiberglass Aft Tilting Helm with Instrumentation Visor, Electronics Mounting Surface, Integrated Footrest and Safety Lanyard
- Molded Acrylic Access Door with Secondary Framed Screen Door and 316L Stainless Steel Locking Latch
- 316L Stainless Steel Steering Wheel with Control Knob and Non-Slip Grip on Sport Tilt Plus Helm
- 12V Panel with Illuminated Carling® Rocker Switches
- Yamaha® Command Link Plus Display
- Port, Center and Starboard Heavy Duty Pantographic Windshield Wiper System with Washer Control
- Trim Tab Control Panel and Indicator

- Bow Thruster Joy Stick Control
- Waterproof Stereo Remote with Full Function Display
- Two 12V Outlets (2) and Dual USB Charger (1)
- Compass
- 316L Stainless Steel Helm Drink Holder
- 316L Stainless Steel Grab Rail
- Helm Fire Extinguisher
- Yamaha® Command Link Plus Display

Cabin

- Molded Acrylic Access Door with Secondary Framed Screen Door and 316L SS Locking Latch
- Cabin Entry Steps with Custom Handrail and Wood Treads
- Molded Cabin Hull Liner with Custom Solid Wood Tongue and Groove Floor Accents, Mechanical Access, Drainage and Sound Damping Insulation
- Molded Cabin Deck Liner with Sound Damping Insulation
- 240V/60 Cycle 16,000 BTU Cabin Air Conditioning W/ Reverse Cycle Heat and Sound Shield
- Convertible V-berth Lounge with Drawer and Storage Beneath
- Starboard Hanging Locker (Cedar-lined)
- Three Switch Panel with 8 Overhead LED Lights and 4 Accent Lights
- Dinette Base Accent Lighting and V-berth Step Lighting
- 110V Outlet, GFI protected
- Solid Wood Table with Power Adjustable Pedestal
- Forward Dinette Seating Area, Converts to V-berth with Storage Underneath
- Mid-berth 6" Innerspring Mattress
- Mid-berth Adjustable Reading Light (1)
- Mid-berth Settee
- Mid-berth Horizontal Rod Storage for (4) Rods
- 32" LED TV
- JL Audio Stereo Speakers (2)
- CO Monitor

Galley

- Corian® Galley Counter Top with Edge Lighting
- Fiberglass Sink with Pressurized Hot/Cold Mixing Valve Faucet
- Covered Trash Storage Bin with Removable Container
- 240V Dual Burner Glass Cook Top with Touch Controls and Pop-up Pot Holders
- 120V 1.1 cu. ft. Stainless Steel Faced Microwave Oven
- 7.5 cu. ft. Refrigerator/Freezer

- Hardwood Veneer Cabinets with Hardwood Trim
- Galley Lower Storage Cabinet with Maple Drawers (3), Dedicated Storage and Trash Can
- Galley Upper Cabinet Storage with Doors
- Storage Cabinet for Plates, Cups and Utensils
- 120V Outlet with GFI Protection (1)
- Fire Extinguisher
- 316L Stainless Steel Opening Port Light with Screen

Head

- Fiberglass Head/Shower with Molded-in Fiberglass Shower Seat
- Custom 1 1/4" Wood Framed Entrance Door with Custom Latch and Full Length Mirror
- Vacuum Flush Marine Head with 18 Gallon Holding Tank, Macerator Discharge Pump, Stainless Steel Deck Pump-out Fitting and Bronze Thru Hull Fitting with Seacock
- Fiberglass Toilet Seat Cover
- Corian® Countertop with Storage Cabinet Below and Vanity Mirror
- Designer Sink with Pressurized Hot/Cold Faucet
- Upper Storage Cabinet with Shelf
- Acrylic Shower Door with Stainless Steel Stanchion
- Shower Sump Box with Automatic Discharge Pump
- 316L Stainless Steel Opening Port Light with Screen
- Toilet Tissue Holder
- Grab Rail/Towel Bar
- Switch Panel with Overhead Lights
- 120V Outlet with GFI Protection (1)
- Overhead Deck Hatch

Electrical

- UL® Rated Fully Tinned, Color Coded Copper Wire
- Custom In-House Built, Heat Sealed, Mechanically Crimped, Color Coded Battery Cables
- Custom In-House Built, One-Piece Electrical Harness with Water Proof Connectors and Chafe Protection
- Powder Coated, Aluminum, Screen Printed (Front and Back) Battery Switch and Breaker Panel
- Bonding System: Thru Hull Fittings Below Water Line, Trim Tabs, Zinc Anode and Garboard Drain
- Seven Battery System: Port Engine (1), Starboard Engine (1), Center

Engine/Generator (1), House (2) (AGM), Electronics (1) (AGM) and Bow Thruster (1) (AGM)

- Single 240V 50 Amp 60 Cycle Dockside Power Connection with 25' Cord and Adapter
- Isolation Transformer
- One (1) 20 Amp Battery Charger for Engine Cranking Batteries
- One (1) 40 Amp Battery Charger for House, Electronics and Bow Thruster Batteries
- Four (4) 12V receptacle; 2 Helm, 2 Cabin
- One Grounding Bus Bar
- Electronics Fuse Block

Mechanical

- Molded Interior White Gel Coat
- Molded Hatch with Gasket and Stainless Steel Gas Spring
- Molded Bilge Sump Area
- One Low Profile 1100 GPH Bilge Pump with Integrated Float Switch, Two 1500 GPH Bilge Pumps with High Water Float Switches and Alarm w/ SS Clad Composite Thru Hull Fittings
- Fresh Water Pump with Filter
- Raw Water Pump with Bronze Sea Strainer, Seacock and Thru Hull Fitting
- Livewell Cyclone Pump with Bronze Sea Strainer
- Dedicated Fishbox Diaphragm Evacuation Pumps
- Teleflex Power Steering Pump

Fuel

- EPA Compliant Lined 120 Gallon (port & stbd), 130 Gallon (center) Rotomolded Fuel Tanks with Triple Engine Pickups, Shutoff Valves, Digital Level Indicator, Fuel Management Valve Manifold and Deck Fuel Fill Plates
- Custom Built Premium Fuel Feed Lines with Mechanically Crimped Fittings
- Three (3) Yamaha® Water Separating Fuel Filters with Primer Bulbs

Water

- 65 Gallon Water Tank with Level Indicator and 316L Stainless Steel Deck Fill Plate
- Premium Sea Tech Color Coded Water Hose System with Mechanically Crimped Ends
- Pressure Sensing/Variable Speed Pump
- Fresh Water Distribution Manifold with Dedicated Valves

- Dockside Fresh Water Inlet with Pressure Regulator
- 11 Gallon Stainless Steel Water Heater, 240V/60 Cycle
- Transom Shower with Hot/Cold Mixing Valve

Generator

- 240V/60 Cycle 8.0 kW Fischer Panda® Diesel Generator with Sound Shield and Service Slide
- EPA Compliant Lined 25 Gallon Rotomolded Fuel Tank with Engine Pickup, Shutoff Valves, Digital Level Indicator, Water Separating Fuel Filter and 316L Stainless Steel Deck Fill Plate
- Fire Suppression System

Exclusions


Owner's personal belongings.

Disclaimer


The Company offers the details of this vessel or yacht in good faith but cannot guarantee or warrant the accuracy of this information nor warrant the condition of the vessel. A buyer should instruct his representatives, agents, or his surveyors, to investigate such details as the buyer desires validated. This vessel or yacht is offered subject to prior sale, price change, or withdrawal without notice.

PHOTOS


DSC_6840




DSC_6841




DSC_6842




DSC_6843




DSC_6844



DSC_6845



DSC_6846



DSC_6847



DSC_6848



DSC_6849



DSC_6840



DSC_6841



DSC_6842



DSC_6843



DSC_6844



DSC_6845



DSC_6846



DSC_6847



DSC_6848



DSC_6849



DSC_6850



DSC_6851



DSC_6852




DSC_6853



DSC_6854




DSC_6855



DSC_6856




DSC_6857



DSC_6858



DSC_6860



DSC_6861



DSC_6862




DSC_6863




DSC_6867



DSC_6869




DSC_6870



DSC_6871



DSC_6872




DSC_6873




DSC_6874




DSC_6875




DSC_6876



DSC_6877




DSC_6878




DSC_6879



DSC_6880



DSC_6882



DSC_6883



DSC_6884



DSC_6885



DSC_6886




DSC_6887



DSC_6888



DSC_6889



DSC_6890



DSC_6891



DSC_6892




DSC_6893



DSC_6894



DSC_6895



CONTACTS

Andrey Shestakov, leading yacht broker of the sales department of Shestakov Yacht Sales Inc. Shestakov Yacht Sales Inc., the official representative of the Miami/Fort Lauderdale FL headquarters.

Contact details

Email: **andrey@shestakovyachtsales.com**

Web: shestakovyachtsales.com/en/

Telephones

USA: **+1(954)274-4435**

Office hours

Monday – Saturday: **9:00 - 21:00** EDT

Sunday: **closed**

Address



Harbour Towne Marina, 850 NE 3rd St, STE 213, Dania, FL 33004