

FIRST A FENCE — HORIZON



Builder: HORIZON

Year Built: 2013

Model: Boats

Price: PRICE ON APPLICATION

Location: United States

LOA: 60' 9" (18.52m)

Beam: 24' 6" (7.47m)

Min Draft: 4' 8" (1.42m)

Max Draft: 4' 10" (1.47m)

Cruise Speed: 18 Kts. (21 MPH)

Max Speed: 22 Kts. (25 MPH)

Our experienced yacht broker, Andrey Shestakov, will help you choose and buy a yacht that best suits your needs **First A Fence — HORIZON** from **our catalogue**. Presently, at **Shestakov Yacht Sales Inc.**, we have a wide variety of yachts available on **our sale's list**. We also work in close contact with all the big **yacht manufacturers** from all over the world.

If you would like to buy a yacht **First A Fence — HORIZON** or would like help answering any questions concerning purchasing, selling or chartering a yacht, please call **+1(954)274-4435**

TABLE OF CONTENTS

TABLE OF CONTENTS	2
SPECIFICATIONS	4
Overview	4
Basic Information	6
Dimensions	6
Speed, Capacities and Weight	7
Accommodations	7
Hull and Deck Information	7
Engine Information	7
DETAILED INFORMATION	8
Overview	8
Exclusions	10
Disclaimer	10
PHOTOS	11
1	11
2	11
3	11
4	11
5	11
6	11
7	11
8	11
9	12
10	12
11	12
12	12
13	12
14	12

15	12
16	12
17	13
18	13
19	13
20	13
21	13
22	13
23	13
24	13
25	14
26	14
27	14
28	14
29	14
30	14
CONTACTS	15
Contact details	15
Telephones	15
Office hours	15
Address	15

SPECIFICATIONS

Overview

Main Structure One-piece hull lamination, longitudinal stringers and keel to protect propellers and rudders Solid fiberglass below waterline High-density Divinycell or equivalent foam cored construction above water line Entire hull structure constructed under high vacuum pressure utilizing the patented SCRIMP™ process for higher strength and reduced weight High-density Divinycell or equivalent foam cored deck and superstructure. Entire deck and superstructure constructed under high vacuum pressure utilizing the patented SCRIMP™ process for higher strength and reduced weight. White gelcoat finish for hull above water line, exterior decks and furniture International® 3 ply anti-fouling bottom paint, and 5 plies anti-osmosis primer treatment. Prop Speed metal paint for underwater appendages Horizon Yachts style liners and modules with light weight cored wood cabinetry

Hull and Deck Exterior

General Gunwale with external rub rail Fiberglass cap rail Mooring cleats, with hawse pipes in gunwale Locker for 24V anchor windlass with foot switches Anchor controls at anchor locker and Skylounge with Chain Counter Roller and stainless chain stopper for anchor Stainless steel safety rails Stainless steel flag pole on stern Deck hatch for access to 63kg Delta anchor 175 ft of high tensile 3/8" chain plus 100ft rode Fresh water at chain anchor Two bow storage lockers with access through flush deck hatches Large deck storage hatch 6 opening portlights Two hull side frameless and flush mounted windows. Oval tinted and tempered glass 2 x Deck hatches with blinds & screens Stainless steel framed salon door with 8' opening 2 x side boarding door. Non-skid deck After deck engine control station for engines and Bow Thruster. Self draining Teak aft deck FRP Curved seat with cushions Large solid wood cockpit table for 8 Two large curved steps down to large dive/swim platforms Manual swim ladder (1) Cockpit lockers for storage Cockpit down lights Courtesy lights Hot and cold fresh water shower recessed into aft coaming (2) Fresh water tap for deck wash Canvas covers for exterior furniture Comfortable curved stairway with teak treads up to flybridge from aft deck Recessed fuel and water inlets Aft Awning Bow Cushions

Skylounge Instrument consul with engine controls, 2 x Garmin 8215 chart plotters 72 Mile HD Radar Auto pilot Depth and speed transducers Garmin VHF Instrument monitors and panels, fuel tank monitoring system Triple Windscreen Washers and Wipers Side opening wing doors in Glass Windlass remote control Remote controls for spot light and ship's horn Bilge pump monitors and controls 5" Compass, Spot light and Horn Comfortable stairs for access to aft deck with stainless handrails Yacht Controller for Engines, Bow Thruster and Windlass ES 1000 Hydraulic crane for tender on flybridge DVD stereo system with marine speakers Yacht Controller Ghost Security System Garmin AIS 600KVH HD7 TV Cradlepoint Cell Internet Wave Wi-Fi Navigation lights Ample locker space for storage Desk with Storage Drawers and lockers Hi-Lo table with ample seating Day head with Shower Dometic fridge Indirect lighting under counter Luxurious lounging seating. Blinds and Helm station with stainless wheel Stidd helm chair (2) V-Kool on all

Windows
Engine Propulsion & Steering System Twin CAT C-12 705HP engines
 Dual Racor filters in each engine room
 Stainless shafts with 4 blade propellers
 Bronze P bracket
 Shaft and rudder packing glands with maintenance free Tides seals
 Stainless rudder with zinc plates
 Power Steering system
 Side Power Bow Thruster
Engine Room and Equipment
 Sound and heat insulated compartments
 Ventilation system with moisture eliminators
 21.5Kw(60Hz) Onan generator with sound shield and air water separator (3900 HRS)
 21.5Kw Onan Night Generator with sound shield
 New 2016 (2885 HOURS)
 Engine access through deck hatches in cockpit floor
 DC Lights
 Automatic fire extinguishers
 Outlets
 High water bilge pumps with alarms
 Oil change pump system for engines and generator
 Bluewater 1500 Gal/day Watermaker with remote
 Glendenning Shore system
 100Amp Charles Isoboost
 Portable fire extinguishers
 Fuel transfer pumps
 4x 3 ton Chilled water air conditioning compressors and circulation pump
 AC and DC distribution panels
 High volume AC fresh water pump
 High Volume DC fresh water pump
 Electrical outlets and lights
Electrical system
 110V or 220V electrical supply from dual generators/ shore power
 TV / Telephone dock inlets
 Shore power connector
 Selector switch for AC power supply
 Color-coded wiring for easy identification
 Premium DC distribution board with switches, voltmeter and amp meter
 Remote panel for generator
 DC24V 450 Amp/Hr AGM Batteries
 Premium AC panel with switches 110/220VAC
 Fresh, black water & diesel tank gauges
 Engine start batteries
 Charger / Inverter 4000W(1)
 Vimar switches for lighting switches and receptacles
 Outlets in Salon / bar / galley / cabins / fly-bridge / aft deck / engine room
Plumbing System
 Techma Electric fresh water flush toilets
 Washer and separate dryer including laundry cabinets and iron board
 40 Gal holding tanks (2), Y valve for automatic discharge or dock side pump out
 300 Gal Water tanks
 Water and black tank integral to hull
 Color coded piping for easy identification
 High water bilge alarm
 6x electric 24V bilge pumps
 Marine grade lines for fresh water system
 Fresh water tank monitoring system
 110V 20 Gal hot water heater
Interior Layout - Salon
 Main wood is Anegre
 Washed Teak hardwood flooring
 Tempered safety glass windows
 2 luxurious salon sofa's covered in leatherette
 Soft furnishings including roman blinds and solid luxury custom cabinetry
 Fabric headliner with recessed down lights
 Window valance
 Side tables with storage
 Ottoman which converts to dining table
 42" flat screen TV with Sonos surround sound, and Blu-ray DVD
On Deck Master Stateroom
 Carpeted flooring
 Soft furnishings including blinds on all windows
 Luxurious custom carpentry
 King size walk around bed
 Reading lights and cabin lights
 Night stands with cupboard, light switches and outlets
 Headliner with recessed down lights
 Bedside settee
 Large closets for linens / towels and clothes
 180deg views through wrap around, tinted and tempered windows
 Sound insulated bulkheads
 32" Flat TV with hi-Lo system and DVD stereo.
Master Stateroom - En-suite Bathroom
 Vanity with stool and mirror with large oval window
 Blind over large window
 Large twin basins, cabinets and mirrors
 Luxury walk-in separate shower
 Separate toilet with basin and cabinets
 Large dressing area with full height closets - cedar lined
 Luxurious custom carpentry
VIP Cabin
 Queen size bed - semi walk around
 Carpeted flooring
 Soft furnishings including roman blind over large oval window
 Luxurious custom carpentry
 Luxury mattress
 Reading lights, cabin lights
 Opening hatch above bed
 Night stands with

cupboard, light switches and outletsVanity with mirror and stoolClosets cedar linedFabric headliner with recessed down lightsEn-suite bathroom with walk-in shower, head and basinOpening port-lights for natural light and ventilation22" TV with DirecTV recieverFusion Stereo with DVD**Guest Cabin**Twin beds convertable to king.Carpeted flooringSoft furnishings including roman blind over port lightsLuxurious custom carpentryLuxury mattressReading lights, cabin lightsOpening port lights in hull sideNight stand with drawers, light switches and outletsFabric headliner with recessed down lightsEn-suite bathroom doubles as day head with walk-in shower, head and basinOpening port-lights for natural light and ventilation22"TV with DirecTV decoder**Galley**Caropree counter tops and splash backsCustom luxury cabinetry4 burner cook top - electricAvantium Oven and MicrowaveGE - Dish washerSub Zero stainless steel refrigerator with twin freezer drawers & IcemakerGE Wine CoolerCutlery & crockery drawersPot drawer & spice cupboardAdditional storage drawers and cupboardsDouble sinks with garbage disposalUnder counter trash drawerLuxurious custom carpentry

Basic Information

Category: Boats

Sub Category: Center Console

Model Year: 2014

Year Built: 2013

Country: United States

Vessel Top: Enclosed Pilothouse

Fly Bridge: Yes

Dimensions

LOA: 60' 9" (18.52m)

LWL: 54' 0" (16.46m)

LOD: 60' 9" (18.52m)

Beam: 24' 6" (7.47m)

Min Draft: 4' 8" (1.42m)

Max Draft: 4' 10" (1.47m)

Clearance: 25' 0" (7.62m)

MFG Length: 60' 9" (18.52m)

Speed, Capacities and Weight

Cruise Speed: 18 Kts. (21 MPH)

Cruise Speed Range: 400

Max Speed: 22 Kts. (25 MPH)

Max Speed Range: 300 Kts.

Gross Tonnage: 40 Pounds

Water Capacity: 250 Gallons

Holding Tank: 100 Gallons

Fuel Capacity: 1000 Gallons

Accommodations

Total Cabins: 3

Total Berths: 6

Sleeps: 6

Total Heads: 4

Captain Cabin: True

Crew Cabin: 1

Crew Berths: 2

Crew Sleeps: 2

Crew Heads: 1

Hull and Deck Information

Hull Material: Composite Fiberglass

Deck Material: Teak and Fiberglass

Hull Configuration: Catamaran

Hull Color: WHITE

Hull Finish: Fiberglass

Hull Designer: ANGELO LAVRANOS

Exterior Designer: JC ESPINOSA

Interior Designer: LEIGH FORD

Engine Information

Engines: 2

Manufacturer: CAT

Model: C12

Engine Type: Inboard

Fuel Type: Diesel

DETAILED INFORMATION

Overview

Main Structure One-piece hull lamination, longitudinal stringers and keel to protect propellers and rudders Solid fiberglass below waterline High-density Divinycell or equivalent foam cored construction above water line Entire hull structure constructed under high vacuum pressure utilizing the patented SCRIMP™ process for higher strength and reduced weight High-density Divinycell or equivalent foam cored deck and superstructure. Entire deck and superstructure constructed under high vacuum pressure utilizing the patented SCRIMP™ process for higher strength and reduced weight. White gelcoat finish for hull above water line, exterior decks and furniture International® 3 ply anti-fouling bottom paint, and 5 plies anti-osmosis primer treatment. Prop Speed metal paint for underwater appendages Horizon Yachts style liners and modules with light weight cored wood cabinetry

Hull and Deck Exterior

General Gunwale with external rub rail Fiberglass cap rail Mooring cleats, with hawse pipes in gunwale Locker for 24V anchor windlass with foot switches Anchor controls at anchor locker and Skylounge with Chain Counter Roller and stainless chain stopper for anchor Stainless steel safety rails Stainless steel flag pole on stern Deck hatch for access to 63kg Delta anchor 175 ft of high tensile 3/8" chain plus 100ft rode Fresh water at chain anchor Two bow storage lockers with access through flush deck hatches Large deck storage hatch 6 opening portlights Two hull side frameless and flush mounted windows. Oval tinted and tempered glass 2 x Deck hatches with blinds & screens Stainless steel framed salon door with 8' opening 2 x side boarding door. Non-skid deck After deck engine control station for engines and Bow Thruster. Self draining Teak aft deck FRP Curved seat with cushions Large solid wood cockpit table for 8 Two large curved steps down to large dive/swim platforms Manual swim ladder (1) Cockpit lockers for storage Cockpit down lights Courtesy lights Hot and cold fresh water shower recessed into aft coaming (2) Fresh water tap for deck wash Canvas covers for exterior furniture Comfortable curved stairway with teak treads up to flybridge from aft deck Recessed fuel and water inlets Aft Awning Bow Cushions

Skylounge Instrument consul with engine controls, 2 x Garmin 8215 chart plotters 72 Mile HD Radar Auto pilot Depth and speed transducers Garmin VHF Instrument monitors and panels, fuel tank monitoring system Triple Windscreen Washers and Wipers Side opening wing doors in Glass Windlass remote control Remote controls for spot light and ship's horn Bilge pump monitors and controls 5" Compass, Spot light and Horn Comfortable stairs for access to aft deck with stainless handrails Yacht Controller for Engines, Bow Thruster and Windlass ES 1000 Hydraulic crane for tender on flybridge DVD stereo system with marine speakers Yacht Controller Ghost Security System Garmin AIS 600KVH HD7 TV Cradlepoint Cell Internet Wave Wi-Fi Navigation lights Ample locker space for storage Desk with Storage Drawers and lockers Hi-Lo table with ample seating Day head with Shower Dometic fridge Indirect lighting under counter Luxurious lounging seating. Blinds and Helm station with stainless wheel Stidd helm chair (2) V-Kool on all

Windows
Engine Propulsion & Steering System Twin CAT C-12 705HP engines
 Dual Racor filters in each engine room
 Stainless shafts with 4 blade propellers
 Bronze P bracket
 Shaft and rudder packing glands with maintenance free Tides seals
 Stainless rudder with zinc plates
 Power Steering system
 Side Power Bow Thruster
Engine Room and Equipment
 Sound and heat insulated compartments
 Ventilation system with moisture eliminators
 21.5Kw(60Hz) Onan generator with sound shield and air water separator (3900 HRS)
 21.5Kw Onan Night Generator with sound shield
 New 2016 (2885 HOURS)
 Engine access through deck hatches in cockpit floor
 DC Lights
 Automatic fire extinguishers
 Outlets
 High water bilge pumps with alarms
 Oil change pump system for engines and generator
 Bluewater 1500 Gal/day Watermaker with remote
 Glendenning Shore system
 100Amp Charles Isoboost
 Portable fire extinguishers
 Fuel transfer pumps
 4x 3 ton Chilled water air conditioning compressors and circulation pump
 AC and DC distribution panels
 High volume AC fresh water pump
 High Volume DC fresh water pump
 Electrical outlets and lights
Electrical system
 110V or 220V electrical supply from dual generators/ shore power
 TV / Telephone dock inlets
 Shore power connector
 Selector switch for AC power supply
 Color-coded wiring for easy identification
 Premium DC distribution board with switches, voltmeter and amp meter
 Remote panel for generator
 DC24V 450 Amp/Hr AGM Batteries
 Premium AC panel with switches 110/220VAC
 Fresh, black water & diesel tank gauges
 Engine start batteries
 Charger / Inverter 4000W(1)
 Vimar switches for lighting switches and receptacles
 Outlets in Salon / bar / galley / cabins / fly-bridge / aft deck / engine room
Plumbing System
 Techma Electric fresh water flush toilets
 Washer and separate dryer including laundry cabinets and iron board
 40 Gal holding tanks (2), Y valve for automatic discharge or dock side pump out
 300 Gal Water tanks
 Water and black tank integral to hull
 Color coded piping for easy identification
 High water bilge alarm
 6x electric 24V bilge pumps
 Marine grade lines for fresh water system
 Fresh water tank monitoring system
 110V 20 Gal hot water heater
Interior Layout - Salon
 Main wood is Anegre
 Washed Teak hardwood flooring
 Tempered safety glass windows
 2 luxurious salon sofa's covered in leatherette
 Soft furnishings including roman blinds and solid luxury custom cabinetry
 Fabric headliner with recessed down lights
 Window valance
 Side tables with storage
 Ottoman which converts to dining table
 42" flat screen TV with Sonos surround sound, and Blu-ray DVD
On Deck Master Stateroom
 Carpeted flooring
 Soft furnishings including blinds on all windows
 Luxurious custom carpentry
 King size walk around bed
 Reading lights and cabin lights
 Night stands with cupboard, light switches and outlets
 Headliner with recessed down lights
 Bedside settee
 Large closets for linens / towels and clothes
 180deg views through wrap around, tinted and tempered windows
 Sound insulated bulkheads
 32" Flat TV with hi-Lo system and DVD stereo.
Master Stateroom - En-suite Bathroom
 Vanity with stool and mirror with large oval window
 Blind over large window
 Large twin basins, cabinets and mirrors
 Luxury walk-in separate shower
 Separate toilet with basin and cabinets
 Large dressing area with full height closets - cedar lined
 Luxurious custom carpentry
VIP Cabin
 Queen size bed - semi walk around
 Carpeted flooring
 Soft furnishings including roman blind over large oval window
 Luxurious custom carpentry
 Luxury mattress
 Reading lights, cabin lights
 Opening hatch above bed
 Night stands with

cupboard, light switches and outletsVanity with mirror and stoolClosets cedar linedFabric headliner with recessed down lightsEn-suite bathroom with walk-in shower, head and basinOpening port-lights for natural light and ventilation22" TV with DirecTV recieverFusion Stereo with DVD**Guest Cabin**Twin beds convertable to king.Carpeted flooringSoft furnishings including roman blind over port lightsLuxurious custom carpentryLuxury mattressReading lights, cabin lightsOpening port lights in hull sideNight stand with drawers, light switches and outletsFabric headliner with recessed down lightsEn-suite bathroom doubles as day head with walk-in shower, head and basinOpening port-lights for natural light and ventilation22"TV with DirecTV decoder**Galley**Caropree counter tops and splash backsCustom luxury cabinetry4 burner cook top - electricAvantium Oven and MicrowaveGE - Dish washerSub Zero stainless steel refrigerator with twin freezer drawers & IcemakerGE Wine CoolerCutlery & crockery drawersPot drawer & spice cupboardAdditional storage drawers and cupboardsDouble sinks with garbage disposalUnder counter trash drawerLuxurious custom carpentry

Exclusions

Owner's personal belongings.

Disclaimer

The Company offers the details of this vessel or yacht in good faith but cannot guarantee or warrant the accuracy of this information nor warrant the condition of the vessel. A buyer should instruct his representatives, agents, or his surveyors, to investigate such details as the buyer desires validated. This vessel or yacht is offered subject to prior sale, price change, or withdrawal without notice.

PHOTOS

1



2



3



4




5




6




7



8




9




10




11




12




13




14



15



16



17



18



19




20



21




22



23



24



25



26



27



28



29



30



CONTACTS

Andrey Shestakov, leading yacht broker of the sales department of Shestakov Yacht Sales Inc. Shestakov Yacht Sales Inc., the official representative of the Miami/Fort Lauderdale FL headquarters.

Contact details

Email: **andrey@shestakovyachtsales.com**

Web: shestakovyachtsales.com/en/

Telephones

USA: **+1(954)274-4435**

Office hours

Monday – Saturday: **9:00 - 21:00** EDT

Sunday: **closed**

Address



Harbour Towne Marina, 850 NE 3rd St, STE 213, Dania, FL 33004