

SILVER LINING — MARLOW



Builder: MARLOW

Year Built: 2016

Model: Motor Yacht

Price: PRICE ON APPLICATION

Location: United States

LOA: 67' 8" (20.62m)

Beam: 18' 6" (5.64m)

Min Draft: 0' 0" (0.00m)

Max Draft: 4' 10" (1.47m)

Cruise Speed: 22 Kts. (25 MPH)

Our experienced yacht broker, Andrey Shestakov, will help you choose and buy a yacht that best suits your needs **Silver Lining — MARLOW** from **our catalogue**. Presently, at **Shestakov Yacht Sales Inc.**, we have a wide variety of yachts available on **our sale's list**. We also work in close contact with all the big **yacht manufacturers** from all over the world.

If you would like to buy a yacht **Silver Lining — MARLOW** or would like help answering any questions concerning purchasing, selling or chartering a yacht, please call **+1(954)274-4435**

TABLE OF CONTENTS

TABLE OF CONTENTS	2
SPECIFICATIONS	5
Overview	5
Basic Information	5
Dimensions	5
Speed, Capacities and Weight	6
Accommodations	6
Hull and Deck Information	6
Engine Information	6
DETAILED INFORMATION	7
Introduction	7
General Arrangement	7
Salon	7
Galley	8
Pilothouse	8
Electronics	8
Master Stateroom	9
VIP	9
Engine Room	9
Electrical	10
Flybridge	11
Crew Cabin	11
ABOUT MARLOW YACHTS	12
Disclaimer	12
Exclusions	12
Disclaimer	12
PHOTOS	14
Silver Lining	14

Silver Lining	14
Silver Lining	14
Silver Lining	14
View from Bow	14
Upper Deck	14
Upper Helm	14
Upper Helm	14
Silver Lining	15
Salon Port Forward	15
Salon Sofa	15
Salon looking Aft	15
Salon	15
Salon Port Aft	15
Galley	15
Galley	15
Galley	16
Pilothouse Table	16
Lower Helm	16
Galley Pilothouse	16
Silver Lining	16
Master Bed	16
Master Bed	16
Master Bed	16
Master Bath	17
Master Bath	17
VIP 2	17
VIP	17
VIP Head	17
Crew Bunk	17

Crew Bunk	17
Crew Freezer	17
Crew Freezer	18
Crew Head	18
Engine Room	18
Engine Room	18
Engine Room	18
Generator	18
Engine Room	18
CONTACTS	19
Contact details	19
Telephones	19
Office hours	19
Address	19

SPECIFICATIONS

Overview

Like her smaller and larger sisters in the ever expanding product line, the Marlow Explorer 58E exhibits huge volumes of space compared to typical polyester and woven roving construction with inferior plywood bulkheads and wood framed bilges. By eliminating wooden supports, bulkheads and framing in favor of resin infused composite construction we have once again been able to bring a yacht to market with 79" of headroom in the main salon and lower accommodations areas, 74" in the engine room and a total height to the top of the hardtop of just 18'2". This low profile makes a far superior sea boat with a drastically lowered center of gravity, while allowing the yacht to slip under many bridges ordinary yachts in this size range have to wait for. The proprietary and protected Velocijet Strut Keels® are used to great success allowing propeller protection and down sea tracking that has the industries' experts raving. Like feathers on an arrow, these twin tails guide and stabilize the yacht making heavy downwind running a delight rather than a white knuckle experience. Custom built epoxy fiberglass tanks, fiberglass fuel tanks (no corrosion) and the finest fittings available from premier suppliers around the globe, the 58E will be, like her sister ships, a yacht for the ages.

Old world craftsmanship blended with modern space age components and technology. Yachting will never be the same!

Basic Information

Category: Motor Yacht

Model Year: 2017

Year Built: 2016

Country: United States

Fly Bridge: Yes

Cockpit: Yes

Dimensions

LOA: 67' 8" (20.62m)

LWL: 54' 4" (16.56m)

Beam: 18' 6" (5.64m)

Min Draft: 0' 0" (0.00m)

Max Draft: 4' 10" (1.47m)

Clearance: 18' 2" (5.54m)

MFG Length: 58' 0" (17.68m)

Speed, Capacities and Weight

Cruise Speed: 22 Kts. (25 MPH)

Displacement: 138000000 Pounds

Water Capacity: 300 Gallons

Holding Tank: 125 Gallons

Fuel Capacity: 1500 Gallons

Accommodations

Total Cabins: 2

Total Heads: 4

Crew Cabin: 1

Crew Sleeps: 2

Crew Heads: 1

Hull and Deck Information

Hull Material: Composite

Hull Designer: Marlow

Engine Information

Engines: 2

Manufacturer: CAT

Model: C-18

Engine Type: Inboard

Fuel Type: Diesel

DETAILED INFORMATION

Introduction

"Silver Lining" is in great condition and is ready to cruise. She recently had a complete bottom job completed at Marlow Marine, and the Engines and Transmissions have been recently serviced by Caterpillar. She has all the latest equipment available and has the best stabilization on the market with a Seakeeper Gyro and Naiad fin stabilizer systems. She runs comfortable at 8-10 knots with trawler like efficiency, but will cruise at 21-22 knots all day. The Marlow Explorer is one of a few yachts in the world that provide the ability to function very efficiently at either speed.

This 58E has a custom layout that provides a full beam center line Master stateroom with his and hers heads, a queen VIP, and a set of bunks to starboard. The crew cabin and engine room are accessed via a set of private stairs on the aft deck.

General Arrangement

This raised deck pilothouse provides an inside and outside helm station. With wide side decks, a cockpit station, and wireless Yacht Controller a couple will be able to dock her with ease.

The salon is open to the pilothouse providing a clear view from the aft salon doors to the front Pilothouse windows giving you a great sense of space.

The RIB dingy with 60HP Yamaha outboard is mounted on the swim platform with removable arms so it is easy to use and simple to leave behind on trips where a Dingy is not needed. This frees up the upper deck behind the fly bridge for entertaining space.

She has a full beam Master Stateroom with His and Hers heads and a VIP with a large head that is shared with a set of bunks to starboard. There is a enjoyable crew cabin aft when you want to take a mate with you.

Salon

As you walk in the aft salon doors there is a very comfortable sofa to Starboard. The sofa is built in but looks like a free-standing piece you would have at home. On the port side there are two comfortable chairs with an end table between. The TV is on a lift on the forward end of the room so it is out of sight when not in use. A generous size coffee table with two ottomans that fit securely underneath. There is a wine cooler aft and subzero beverage center forward by the stairs to the Galley.

- Built in settee

- Twin chairs with cocktail table
- Glass coffee table and ottomans
- Wine cooler
- SubZero drink refrigerator
- Large LED TV on Lift

Galley

The galley is stunning with custom granite counter tops, Franke stainless sink, and brushed nickle Grohe faucet. There is a full size (4) burner Décor cooktop, full size Décor oven and sharp microwave. There are (2) sub zero refrigerator drawers and (2) sub zero freezer drawers. There is a Fisher Paykel dishwasher. The galley floor is matching granite with stainless dividers.

Pilothouse

The pilothouse table is satin teak with a bull nose edge. The settee is to port and is covered in a beautiful upholstery fabric.

The lower helm is a great place to operate the vessel. You are high enough and far enough forward to see the crab pots and offers breathtaking views in the pilothouse. A full set of navigation electronics is in front of the beautiful teak and ebony wheel. The Stidd helm chair is fully adjustable and has a Garmin keypad built into the arm rest. The Gyro control is on the starboard dash and the owner reports it is a great feature in a choppy marina or anchorage.

The main ships monitoring systems are overhead. All tanks and battery banks are monitored from here. The Fin stabilizer controls and inverter main panel is here as well. There is a graphic of the vessel with indicator lights to show bilge pumps, water pumps, and warning for high exhaust temperature. This panel also has the breakers for the navigation electronics and the switches for the bilge pumps.

Electronics

Upper and lower helm stations have two 16" touchscreen displays (7616XSV). The components are networked and either station has all the functions. The major components are listed below.

- FLIR night vision camera
- Garmin 6KW radar with 6' open array
- Garmin autopilot
- Garmin VHF radios

- Garmin AIS
- Camera system with cameras in engine room and cockpit
- Satellite weather
- KVH Trackvision HD7
- WIFI extender
- Cell booster
- Depth sounder
- Wireless yacht controller

Master Stateroom

The interior of the Master stateroom is finished in beautiful satin teak. The LED lights are on dimmers and there is a very comfortable custom bound carpet over the Teak and Holly floors.

The Master stateroom is a center line queen with nightstands and storage drawers on either side. The heads are accessed by port and starboard doors and each side has a toilet and sink area with marble counter tops. There is a full-length mirror in the inside of the port and starboard head doors.

The floors are done in matching marble so you do not have to worry about the water as you get out of the oversized shower that is in the center.

In the stateroom there are hanging lockers and storage drawers on each side that are plenty for cruising. The TV is on the forward starboard side.

VIP

The VIP is a queen. Under the berth there are several deep storage drawers. A cedar lined hanging locker is located on the port and starboard side. Overhead there are two opening hatches with blackout and bug screens. A Samsung TV hangs on the aft wall. The room is finished in satin teak with high gloss teak and holly floors.

Engine Room

The Engine Room is magnificent. The bilges are bright white. The space is well lit. (4) 24Volt DC fans circulate air in and out.

The 1500 Gallon fuel tank is in the forward bulkhead. The tank is custom built with epoxy fiberglass and is shaped to use all possible space maximizing capacity. A spring loaded bronze shutoff valve can be closed from the side deck in an emergency. All fuel supply lines are stainless steel wherever possible. At the center of the tank there is a

glass sight tube marked off in gallons.

The Caterpillar C-18'S are rated at 1015HP each and have 760 hours. The engines rest on composite stringers made from carbon fiber. The CAT Engines have the Advantage warranty and the warranty is transferable to the new owner. The ZF transmissions connect to the fluid filled shaft system through an intermediate shaft with (2) sets of U Joints, increasing efficiency, and eliminating any ongoing alignment issues. This system also eliminates the need for a conventional salt water cooled shaft seal, eliminating any salt water from drive line. The shaft is fully enclosed in a tube full of synthetic lubrication oil. This system also replaces the conventional cutlass bearing with ball bearings for smooth operation years to come.

The 21.5 KW Onan Generator has 1575 hours. It is outboard of the port engine. The generator is sized to run all the systems on the boat. On the aft wall there is a 3.5KW Outback inverter. The inverter will run all the refrigeration and many other systems for the day, eliminating the need to run the generator full time.

To Starboard you will find (2) large marine air chillers. The chilled water AC system is much more robust than conventional DX systems and offers complete redundancy.

- Caterpillar C-18's 1015 HP
- Onan 21.5 KW generator
- 950GPD Bluewater Watermaker
- 3,500 watt outback inverter
- 24 Volt battery charger
- 12 Volt battery charger
- 24VDC to 12VDC converter
- Marine air chilled water air conditioning system
- Oil filled shaft system

Electrical

- Electrical bonding system
- 3.5KW Outback inverter
- Battery parallel switches
- Upgraded AGM batteries
- (2) 200AH batteries for engines, (1) 200AH for generator, (4) 200AH for House/Inverter, (2) 200AH bow thruster batteries
- 110 volt and 220 volt house systems
- Overhead 24V lights with dimmers

- AC/DC distribution panel with magnetic circuit breakers
- Voltage meter for all battery banks
- (2) Glendinning cablemasters aft, (2) 50A receptacles in bow
- (1) 21.5kw Onan generator with 1575 hours

Flybridge

The flybridge is an excellent place for fair weather cruising and entertaining guests. The twin Stidd helm chairs are very comfortable. The Garmin Electronics package is complete with dual 16" screens, 6kw radar, sounder module and camera system.

The CAT electronic display is immediately forward of the large stainless steel wheel.

The console also has multi-function displays for wind direction, water depth, and boat speed. The VHF and the yachts intercom phone are within easy reach. The flybridge is protected by a full factory fiberglass hardtop. The flybridge has a four sided poly carbonate enclosure. The flybridge is accessible by stairs from inside the pilothouse and from outside from the cockpit. The Flybridge is air-conditioned. There is comfortable seating aft of the helm chairs and a large table perfect for dining outside. There is a sink, refrigerator with ice maker, and plenty of storage as well as an electric grill.

- Twin Stidd helm chairs
- Garmin 16: touchscreens
- Garmin autopilot
- Garmin VHF radios
- Garmin AIS
- Camera system with cameras in engine room and cockpit
- Satellite weather
- Refrigerator with ice maker
- Large seating area with FRP table
- Factory hardtop
- Stainless steel sink
- Under seat storage with drain mats
- Electric grill
- Four-sided flybridge enclosure
- Yacht controller wireless remote for engines and bow thruster

Crew Cabin

Even if you are not sure you want crew you will find the spacious crew cabin provides great storage, and on those family gatherings no one will feel slighted staying in this

space. You may find with the great range of the Marlow Explorer you will want to venture offshore for days at a time and taking on some help is a very nice option.

The Crew Cabin has its own entrance so crew do not need to come into the salon to get to their quarters. There are (2) nice beds, head and shower, TV, ample storage, and a refrigerator and microwave.

ABOUT MARLOW YACHTS

Marlow Yachts are limited production yachts built under constant supervision and stringent quality control procedures. Very few products in the world undergo the battery of tests and scrutiny designed to make your yachting experience one of pleasure. The major vacuum bagged components are built in only three major molds constituting a marvelous technological advance that eliminates dozens of potential leaks and unsightly joint areas. Resin infusion is extensively used where appropriate. The Marlow Explorer exterior finish is among the finest on earth and will look like fine porcelain for years to come. Marlow yachts are designed and built to cross the oceans of the world in comfort and safety while the proprietary Strut Keel© technology allows inland and island cruising with fully protected running gear. Marlow yachts factory operations are capable of producing various yachts compliant with a variety of standards such as ISO 9001, USCG, ABYC, NMMA, CE, Bureau Veritas, Lloyds Register and other governing societies worldwide.

Disclaimer

The Company offers the details of this vessel in good faith but cannot guarantee or warrant the accuracy of this information nor warrant the condition of the vessel. A buyer should instruct his agents, or his surveyors, to investigate such details as the buyer desires validated. This vessel is offered subject to prior sale, price change, or withdrawal without notice. Fuel and water capacities may be affected by layout or mechanical changes. In a continuing quest to improve its products Marlow Yachts Limited, Inc., and/or its subsidiaries and affiliates, reserve the rights to alter specifications and standards without notice to any party without obligation.

Exclusions

Owner's personal belongings.


Disclaimer

The Company offers the details of this vessel or yacht in good faith but cannot guarantee or warrant the accuracy of this information nor warrant the condition of the

vessel. A buyer should instruct his representatives, agents, or his surveyors, to investigate such details as the buyer desires validated. This vessel or yacht is offered subject to prior sale, price change, or withdrawal without notice.

PHOTOS


Silver Lining




Silver Lining




Silver Lining




Silver Lining




View from Bow



Upper Deck



Upper Helm



Upper Helm



Silver Lining



Salon Port Forward



Salon Sofa



Salon looking Aft



Salon



Salon Port Aft



Galley



Galley



Galley



Pilothouse Table



Lower Helm



Galley Pilothouse



Silver Lining



Master Bed



Master Bed



Master Bed



Master Bath



Master Bath



VIP 2



VIP



VIP Head



Crew Bunk



Crew Bunk



Crew Freezer




Crew Freezer




Crew Head




Engine Room



Engine Room




Engine Room



Generator



Engine Room



CONTACTS

Andrey Shestakov, leading yacht broker of the sales department of Shestakov Yacht Sales Inc. Shestakov Yacht Sales Inc., the official representative of the Miami/Fort Lauderdale FL headquarters.

Contact details

Email: **andrey@shestakovyachtsales.com**

Web: shestakovyachtsales.com/en/

Telephones

USA: **+1(954)274-4435**

Office hours

Monday – Saturday: **9:00 - 21:00** EDT

Sunday: **closed**

Address



Harbour Towne Marina, 850 NE 3rd St, STE 213, Dania, FL 33004