

ECCENTRIC — WESTPORT



Builder: WESTPORT

Year Built: 2017

Model: Motor Yacht

Price: PRICE ON APPLICATION

Location: United States

LOA: 125' 0" (38.10m)

Beam: 26' 2" (7.98m)

Max Draft: 6' 1" (1.85m)

Cruise Speed: 20 Kts. (23 MPH)

Max Speed: 25 Kts. (29 MPH)

Our experienced yacht broker, Andrey Shestakov, will help you choose and buy a yacht that best suits your needs **ECCENTRIC — WESTPORT** from **our catalogue**. Presently, at **Shestakov Yacht Sales Inc.**, we have a wide variety of yachts available on **our sale's list**. We also work in close contact with all the big **yacht manufacturers** from all over the world.

If you would like to buy a yacht **ECCENTRIC — WESTPORT** or would like help answering any questions concerning purchasing, selling or chartering a yacht, please call **+1(954)274-4435**

TABLE OF CONTENTS

TABLE OF CONTENTS	2
SPECIFICATIONS	6
Overview	6
Basic Information	6
Dimensions	6
Speed, Capacities and Weight	6
Accommodations	6
Hull and Deck Information	7
Engine Information	7
DETAILED INFORMATION	8
INTRODUCTION	8
RECENT UPDATES	8
CONSTRUCTION	8
SOUND ATTENUATION	9
NAVIGATIONAL AND COMMUNICATION ELECTRONICS	9
AUDIO AND VISUAL EQUIPMENT	10
INTERIOR FINISHES	10
EXTERIOR APPOINTMENTS	11
MECHANICAL SYSTEMS	11
ELECTRICAL SYSTEMS	16
ALARMS AND MONITORING	17
FIRE EQUIPMENT	17
SAFETY EQUIPMENT	18
MOORING AND ANCHORING	18
AFT DECK	19
SALON	19
DINING	20
DAY HEAD	20

GALLEY	20
PILOTHOUSE	21
MASTER STATEROOM	21
MASTER HEAD	22
VIP STATEROOMS - AFT	22
VIP HEADS	23
GUEST STATEROOM	23
GUEST HEAD	23
GUEST STATEROOM	23
GUEST HEAD	24
CREW STATEROOMS AND HEADS	24
CAPTAIN'S CABIN	24
CREW LOUNGE AREA	25
FLYBRIDGE	25
BOAT DECK	25
BOW LOUNGE AREA	26
BEACH CLUB	26
EXCLUSIONS	26
Exclusions	26
Disclaimer	27
PHOTOS	28
AFT DECK	28
SALON	28
SALON	28
SALON / DINING	28
DINING	28
DINING / BUFFET	28
DAY HEAD	28
GALLEY / ENTRY	28

GALLEY	29
GALLEY	29
GALLEY / DINETTE	29
DINETTE	29
PILOTHOUSE	29
PILOTHOUSE / SEATING	29
MASTER STATEROOM	29
MASTER STATEROOM	29
MASTER HEAD	30
MASTER HEAD	30
STAIRWELL	30
FOYER	30
GUEST STATEROOM	30
GUEST HEAD	30
GUEST STATEROOM	30
GUEST HEAD	30
GUEST STATEROOM	31
GUEST STATEROOM	31
BOW	31
WALK-AROUND DECK	31
FLYBRIDGE / HELM	31
HELM	31
FLYBRIDGE	31
FLYBRIDGE	31
BOAT DECK	32
BOAT DECK / BBQ	32
BOAT DECK	32
BOW / SEATING	32
BOW / STAIRS	32

BEACH CLUB	32
BEACH CLUB	32
ENGINE ROOM	32
ENGINE ROOM	33
ENGINE ROOM	33
3802 PROFILE AND ARRANGEMENT	33
3802 PROFILE AND ARRANGEMENT	33
CONTACTS	34
Contact details	34
Telephones	34
Office hours	34
Address	34

SPECIFICATIONS

Overview

"ECCENTRIC" features accommodations for 10 owners/guests in five staterooms with en-suite head and crew quarters.

Basic Information

Category: Motor Yacht

Model Year: 2018

Year Built: 2017

Country: United States

Fly Bridge: Yes

Dimensions

LOA: 125' 0" (38.10m)

Beam: 26' 2" (7.98m)

Max Draft: 6' 1" (1.85m)

Speed, Capacities and Weight

Cruise Speed: 20 Kts. (23 MPH)

Max Speed: 25 Kts. (29 MPH)

Water Capacity: 1000 Gallons

Holding Tank: 1050 Gallons

Fuel Capacity: 7065 Gallons

Accommodations

Total Cabins: 5

Total Heads: 11

Hull and Deck Information

Hull Material: Fiberglass

Hull Configuration: Semi-Displacement

Hull Designer: WESTPORT

Exterior Designer: WESTPORT

Interior Designer: WESTPORT

Engine Information

Engines: 2

Manufacturer: MTU

Model: 16V2000 M96L

Engine Type: Inboard

Fuel Type: Diesel

DETAILED INFORMATION

INTRODUCTION

"ECCENTRIC" is a rare find in today's market. Exceptionally well kept, this 125 Westport was delivered in the Spring of 2018 to her current owner who has cruised her from the waters of Panama to the Great Lakes. Tremendous sea keeping ability aside, "Eccentric" also has dual Seakeeper 35 Gyros, as well as Naiad Fin Stabilizers for maximum stability both At-Rest and underway. **"ECCENTRIC's"** elegant interior, on-deck Master, walk-around decks, and either longer range low speed, or exhilarating high speed performance puts her in a class above the rest. The state of the art electronics package makes operation simple and enables Westport to access her systems remotely to aid in service and care by the yard. Relax, entertain and explore, the possibilities are endless on this 38M Yacht. **"ECCENTRIC"** is perfect in all respects. At substantially less cost than a new build, and no wait, we are certain the first serious prospect to view this 125 will buy her.

RECENT UPDATES

NOVEMBER 2020 UPDATES:

- Bottom Painted
- Seakeeper's Serviced
- Magnus Serviced
- Annual Maintenance

CONSTRUCTION

Primary Structure:

- Hull, superstructure and decks are of foam-cored composite construction with E-glass reinforcements in Vinylester resin. Core material and density varies throughout to optimize engineered structures
- Structural framing combines E-glass and carbon fiber reinforcements in Vinylester resin. The structure is engineered to American Bureau of Shipping rules

Exterior Finishes:

- Hull and superstructure are finished in Alexseal "Snow White" high-gloss Urethane paint. Mast is finished in Alexseal "Super Jet Black" high-gloss Urethane paint
- Boot stripe is applied with high-gloss Acrylic paint in gloss black
- Hull bottom coating is black Sea Hawk anti-fouling paint over an epoxy barrier coat

Windows:

- Superstructure side and Pilothouse front windows are frameless, tempered glass, direct bonded to the vessel structure with a Structural Adhesive System
- Portlights and hull windows are toughened, laminated glass, direct bonded to recesses integrally molded into the hull

SOUND ATTENUATION

- Noise and vibration reduction measures are engineered by Westport and consultants
- Engine Room acoustic insulation is integrated with the fire insulation package. It is composed of an aluminum plate reflective barrier, absorptive layers and structural damping materials
- Machinery vibration is isolated through the use of resilient mounts
- Interior spaces are treated with sound-tight construction techniques to prevent noise transmission between compartments as well as floating joinery connections, acoustic insulation and damping materials to suppress the transmission of structure-borne noise and vibration

NAVIGATIONAL AND COMMUNICATION ELECTRONICS

Navigational Aids:

- Position and charting equipment consists of redundant hardware and multiple power sources to maximize reliability and availability. Dual radars are heading stabilized for ARPA
- Marine Technologies chart plotting system provides professional level offshore navigation capability with superior system stability. Nobeltec TZ chart plotting system with radar overlay provides coastal navigation tools with excellent charting database and bathymetric data for coastal cruising

System components include:

- Radar 1: Furuno FAR-2117 X-Band radar with 8' open array, 96 NM range
- Radar 2: Furuno FAR-2117 X-Band radar with 6.5' open array, 96 NM range
- Searchlight: Carlisle Finch 200 watt Xenon, 15 million candle power with remote controls
- Air Horn: Kahlenberg T-2 three trumpet, with automated signal timer
- Night Vision Camera: Flir M series
- Wind, Depth, and Speed Instruments: Airmar/Furuno RD33/Maretron DSM150/NMEA 2000 Network
- Fluxgate rate compass for TRUE heading

- CCTV System: (8) Color cameras

External Communication Systems:

- External communications (off vessel) consist of a mix of radio, cellular, hard-wired and satellite based technologies

System components include:

- Cellular Telephone Service with 4G voice and data, region specific
- KVH V7 Provides high speed satellite voice and data connection
- Inmarsat FLEET One provides worldwide satellite voice and data coverage
- Shore Phone connection
- Wi-Fi Marina hotspot Amplifier
- AIS Class B Transponder
- VHF Radio Telephones

Internal Communication Systems:

- Onboard communications consist of IP phones and intercom

System components include:

- 20-Station Digital Phone System
- Wireless access points are provided throughout the vessel

AUDIO AND VISUAL EQUIPMENT

- Digital Media Distribution System provides a variety of entertainment sources throughout the vessel. Each public area and Guest accommodation space is equipped with an LED LCD TV and Sound System
- Kaleidescape System provides a Central Movie Server with the Movie and Music License and Lifetime Music Guide and Software update service included. KVH TracVision HD7 System provides an HD Satellite connection worldwide
- Dedicated Power Conditioner and UPS back-up power supply support the Central Entertainment System. Each area can access content either from central sources distributed by the Digital Media System or from local sources

INTERIOR FINISHES

Joiner Work:

- Sapele, a rich red/brown tone hardwood of the Mahogany family, is used as the primary wood in public areas and Guest accommodation spaces. Accent pieces

display veneer work in Sapele Pommele, a cut of the Sapele log showing highly figured grain patterns

- Crew areas are constructed using Beech hardwoods and Anigre veneers, providing a light finish tone
- Joinery finish system employs a full epoxy grain fill to seal the wood and a polyurethane top coat. Finish sheen is primarily satin with high-gloss accents on selected trim pieces and tops

Window Treatments:

- Sheer cellular window coverings are provided throughout the Main Deck and Lower Deck accommodations. Black-out blinds are also provided in the Master and Guest staterooms. Blinds are power operated and controlled through the Crestron System

Lighting:

- LED Overhead lighting is used throughout the vessel. Lighting is controlled with the Crestron System. Accent and task light fixtures were selected to complement the vessel's décor

EXTERIOR APPOINTMENTS

Deck surfaces include:

- Cushions and sun pads: Custom fit and upholstered with Sunbrella in colored pattern
- Weather covers for fixed and loose furniture, cushions, Flybridge console and shore boat

Exterior Fittings & Equipment:

- Railings include: Handrails on the Main and Upper Decks are polished stainless steel, 1.5" round top rails with 1.25" stanchions

Exterior Lighting:

- LED Overhead lighting is provided on the Aft Deck, Side Decks and Flybridge
- LED Courtesy lighting is recessed into the bulwarks and house sides to light the Foredeck, Boat Deck and Swim Step

MECHANICAL SYSTEMS

Propulsion System:

- (2) 16-Cylinder Marine Diesel Engines Drive custom 5-blade propellers through close-coupled, down- angle reduction gears and stainless steel shafts. Engine vibration is isolated through the use of resilient mounts
- Seawater cooling is supplied through dual 5 inch copper-nickel lines connected to integrally molded hull scoops through bronze Y-strainers and butterfly valves. Primary main engine exhaust exits the hull underwater at chine while silenced bypass exits at transom corners

System components include:

- Main engines: MTU 16V2000 M96L, 2,600 Horsepower per engine at 2450 rpm
- Engine controls: Marine Technologies RCS, (4) stations
- Reduction gears: ZF 5050A, 2.962:1 reduction, 8 degree down angle
- Shafts: 4½" Diameter Aquamet 22HS
- Struts: Custom cast bronze V-struts
- Propellers: 5-Blade, Nibral, CNC machined to S class

Steering System:

- Digital hydraulic power steering is provided. Power is provided by engine-driven hydraulic pumps on both main engines.
- Main Pilothouse and Flybridge steering stations include full follow-up helm wheels, non-follow-up jog levers and rudder angle indicators
- Port and starboard wing stations include non-follow-up jog levers and rudder angle indicators

System components include:

- Rudders: Foil-shaped rudders with Aquamet 22HS stainless steel stocks
- Rudder stock seals: Dripless type
- Rudder stock bearings: Orkot composite
- Aluminum steering foundation

Gyro Stabilizer System:

- Stabilization at rest is provided by an electrically powered gyro system. Two gyros are installed on centerline in the Lazarette
- Gyros: (2) Seakeeper Model 35

Fin Stabilizer System:

- Stabilization underway is provided by a hydraulically powered fin system and supplemented by the gyro system Actuators and fins are installed port and starboard amidships
- Underway power is provided by a main engine-driven hydraulic pump. Control system located in the Pilothouse

System components include:

- Actuators: Naiad model 525
- Fins: 19 sq. ft.
- Control: Naiad Datum Control System

HVAC System:

- Interior temperature and humidity is maintained by a chilled water HVAC System with a 30 ton cooling capacity. Air handlers of various BTU ratings are mounted behind cabinets and bulkheads throughout the vessel. Air handlers in all accommodation spaces are fitted with electric heating elements for autonomous heating. Fresh air makeup is provided by dedicated air handlers

System components include:

- Chillers: 30-Ton capacity, 208 Volt/ 3 phase/60 cycle compressors, seawater cooled
- Air handlers: BTU ratings vary per location, variable speed blowers, 120 volt/ single phase/60 cycle

Hydraulic System:

- Hydraulic equipment is powered by electrically driven power packs. An aft power pack serves the Passerelle, davit, transom door and Swim Step Beach Platform. A forward power pack serves the anchor windlasses

Bow Thruster:

- The Bow Thruster is mounted in a composite tunnel integrally laminated into the hull structure. It is electrically driven with power provided from the ship's AC system thru a step-up transformer and variable frequency drive
- Thruster: 16" ABT Unit with dual counter-rotating propellers
- Motor: 75 HP, 3-Phase, 480 VAC

Diesel Fuel System:

- Total diesel fuel capacity is approx. 7,065 US gallons in five tanks
- Day tank and port and starboard wing tanks are immediately forward of the Engine Room. Two bilge tanks are located under the sole forward. One bilge tank located aft
- Tanks are of welded aluminum construction
- Tank levels are monitored by electronic sensors and displayed on the vessel monitoring system. Mechanical back-up level measurement is provided
- Engines and generators draw from the day tank through filter sets and are provided with fuel priming pumps
- Fill locations are on the port and starboard aft Main Deck house sides. Starboard

side includes fill to manifold

System components include:

- AC Primary pump
- Fuel meter with numerical display
- Transfer manifold
- High capacity filter and water separator
- Main engine priming pumps: Jabsco 24VDC
- Generator priming pumps: Carter 24VDC
- Filters: Racor 500 Duplex Turbine Series

Lube Oil System:

- Main engine and generator lube oil tanks are installed in the Engine Room
- New and used oil tank capacities are 58 US gallons each
- Portable AC-powered pump is provided for oil transfer. Used oil is discharged through quick-disconnect fitting at the Stern

Gasoline Fuel System:

- A 100 US gallon tank
- Fuel hose and nozzle are contained in a vapor-tight compartment

Fresh Water System:

- Total fresh water capacity is 1,000 US gallons in one tank divided into two equal, isolated partitions. Tank construction is welded stainless steel
- (3) AC Supply pumps are plumbed to suction and distribution manifolds enabling service isolation of tanks and pumps while system remains operational Dock pressure fill location at starboard bustle
- Freshwater wash down spigots are located on external decks

System components include:

- Pumps: (3) Centrifugal pumps, plumbed in parallel for high flow capacity
- Watermaker: (2) Reverse osmosis type with 1,850 US gpd capacity total
- Water heaters: (1) Dual-element 120 US gallon capacity
- UV Filter for disinfection of potable water
- Dual particle filters for removal of sediment, dissolved solids and contaminants to 5 microns
- Pressure tank: FRP Construction located at remote ends of piping system

Waste Water System:

- Black water tank capacity is approximately 1,050 US gallons. Tank is of FRP construction

- Toilets and Galley sink discharge to the black water tank (Galley sink fitted with direct overboard option for use in approved locations). Dockside black water tank pump-out connection is located in the port bustle. Where permitted, black water can be treated by the onboard marine sanitation device (MSD) for overboard discharge. Gray water from sinks, showers, etc. is sent directly overboard, or can be routed to the black water tank when required
- Tank levels are monitored on the vessel monitoring system. Black water tank includes salt water wash out from fire main

System components include:

- Pump: High capacity solids handling AC diaphragm pump
- MSD: Certified to meet MARPOL and USCG Type II MSD (includes chlorine generator)
- Gray water sumps: (3) sump boxes each contain an AC pump, DC back-up pump, strainer, pump failure alarm and inspection port
- Black water lift station: Sump box for transfer of galley sink discharge to black water tank

Compressed-Air System:

- Compressed-Air System powers ship's whistle and air tools. Quick connect fittings are provided on Bow, Boat Deck and in Utility Room for operation of power tools and inflation of tenders, fenders, etc. Retractable hose reel is provided in the Engine Room

System components include:

- Compressor: (1) Ingersoll-Rand 2.0 HP 20 gallon tank
- Hose reel: Spring rewind with 30 ft. of air hose

Bilge System:

- The five watertight compartments are fitted with alarms for the presence of water and are monitored on the Vessel Monitoring System. Primary pump is located in the Engine Room. Through a common manifold the auxiliary pump outside Engine Room provides back-up bilge pumping ability

System components include:

- Primary pump: Centrifugal, flooded suction
- Foot valves and strainers in each watertight compartment

Deck Drain System:

- All exterior decks are fitted with freeing ports and/or deck drains. Deck drains are integrally molded into the composite decks and are fitted with stainless steel

grates. Drains are plumbed internally to laminated through-hulls located at the boot stripe

ELECTRICAL SYSTEMS

Generators:

- (2) Northern Lights Generators, M80A13, 80 kW, 1800 RPM provide 208 volt/3 phase/60 cycle AC power. Generator exhausts exit the hull at the transom corners. Generator noise and vibration is isolated through the use of sound enclosures and compound resilient mounts

Shore Power:

- Connection to shore power is made through (2) shore cords at the stern of the vessel. System can accept single or three-phase power; from 180 to 520V and 47 to 64Hz. Cords are handled through a Powered Deployment and Retraction System

System components include:

- Shore Power Converter: 80kVA capacity
- Cords: (2) 100 ft., 100 amp, three-wire with ground
- Cord handling and storage: (2) Glendinning Cablemasters

AC Electrical Distribution:

- AC Service from shore power and generators is routed to a main distribution electrical panel in the Control Room, then to subpanels located throughout the vessel. Wiring is four-wire three-phase 208 volts with 120 volt single-phase branch circuits where required
- Main distribution panel is constructed of extruded aluminum with powder coat finish, built to IP20 level of protection and incorporates forced-draft cooling. Main panel displays a full gauge package for all sources including volts/amps of each line, phase, power, power factor and frequency
- Distribution System is designed for parallel operation between generators. Main distribution panel includes a seamless transfer feature for uninterrupted power output during switchover between generator/s and shore power

DC Electrical System:

- 24VDC Power is supplied by (4) banks of absorbed glass matt (AGM) batteries: house bank, port and starboard main engine start banks and generator start bank
- House bank power is distributed through the main electrical distribution panel to

sub panels and powers emergency lighting and navigation electronics. Each battery bank is equipped with an independent battery charger

System components include:

- House bank batteries: (2) 8-D 245 Amp-hour in series-parallel
- Main engine start bank batteries: (2) Banks of (2) 8-D, 245 amp-hour in series
- Generator start bank batteries: (2) group 31, 105 amp-hour in series
- House bank charger: Newmar 95 amp/24VDC
- Main engine start bank charger: Newmar 45 amp/24VDC
- Generator start bank charger: Newmar 20 amp/24VDC

ALARMS AND MONITORING

- VIC2 is a Proprietary Westport Monitoring and Alarm System that identifies and provides visibility to critical vessel function and safety information on a single screen in the Pilothouse. System is based on a 24 volt redundant architecture to provide robust reliability in both normal operation and emergency situations. Hardware includes a dedicated network of “human machine interface” (HMI) touch screens strategically located throughout the vessel to aid the crew in efficient alarm recognition

Features include:

- A single point alarm management screen in the Pilothouse and (4) remote touch screen HMI's
- Instant trending for tank levels and electrical loads
- Electrical System monitoring and alarms indicating condition of on-board and Shore Power Systems
- Tank monitoring, alarming or trending for fresh water, fuel, hydraulics, new/used oil and black water
- Flood condition monitoring including alarming for all bilge pumps and sump pumps
- Security System with vessel specific monitored points
- Carbon Monoxide monitoring and alarms in spaces with combustion machinery or engine exhaust piping
- Navigation light monitoring and alarms

FIRE EQUIPMENT

Fire Hydrant System:

- (4) Fire stations are provided, each containing a hose, angle valve and hi/lo volume nozzle. Aux pump 1 is located in the Utility Room and aux pump 2 located in

Engine Room. Through a common manifold the aux pumps provide redundant firefighting capability

System components include:

- Hoses: (4) 1½" x 50ft. FM-Listed flat type with NST thread fittings
- Hose rack: Fiberglass construction with rolled hose storage at fire station
- Fire nozzles: (1) at each of the four hydrant stations, FM approved
- Aux pumps: 5 HP, 208/60/3, centrifugal, flooded suction
- Sea suction basket strainer

Engine Room Fire Protection System:

- FM200 Fire Suppression System is provided for the Engine Room. Automatic activation includes delay and alarm prior to discharge of suppressant. Activation triggers automatic shutdown of fuel pumps, intake fans, main engines and generators and closure of Engine Room ventilation dampers
- Engine Room and Engine Room ventilation ducts are insulated to meet an A-30 fire protection rating also providing thermal and acoustic isolation

SAFETY EQUIPMENT

- Life rafts: (2) 10-Man life rafts are secured in custom racks, one on each side of the Boat Deck
- Life preservers: (16) Adult and (6) Child, USCG approved, with water lights
- Man overboard equipment: (1) 30" Diameter ring buoy on Aft Deck, one (1) inflatable throw cushion on Boat Deck
- Flare kit
- Ship's bell: Per USCG Regulations (stowed aboard)
- Fire extinguishers: Dry Chemical type: (2) 10-pound, (4) 5-pound; Carbon Dioxide type: (6) 10-pound
- GPIRB
- Medical kit

MOORING AND ANCHORING

Mooring:

- Line handling is assisted by integrated capstans on the Foredeck windlasses and electrically powered capstans on the Aft Deck
- (12) Double horn bits and hawse rings are provided, (2) on each side of the Foredeck, (2) on each Side Deck, (1) on each side of the Aft Deck and (1) on each side of the Swim Step

- System components include:
- Capstans: (2) Maxwell VC3500, 3,500 lb. line pull
- Bits: (10) 19", (2) 15" polished stainless steel
- Hawse rings: (10) Polished stainless steel, closed type
- Fender hangers: (6)
- Heaving lines: (4) 3/8" x 100 ft. with removable monkey fists
- Boat hook

Anchoring:

- (2) "Poole" style anchors are stowed in recessed stainless steel pockets on the Bow, port and starboard
- Dual hydraulic windlasses on the Foredeck provide independent operation of the two anchors. Chain is stowed in chain locker bins below the Foredeck. Anchor wash-down nozzles are installed in the hawse pipes and are supplied with pressurized seawater from the Fire Hydrant System
- System components include:
- Anchors: (2) Stainless steel Davis Anchors, Talon HHP, 440 lbs.
- Windlasses: (2) Maxwell VWC6000, 6,000 lbs. pull
- Anchor chain: 5/8" Galvanized steel, 350 ft. on starboard, 250 ft. on port
- Anchor plates/pockets: Polished stainless steel plates with welded pockets, includes stem guard
- Maxwell combination stopper/roller/tensioners for each chain

AFT DECK

- Settee with Hi-Lo table
- (4) Chairs
- (2) Bar stools
- Perlick refrigerator with under counter drawers
- Teak deck
- Passerelle: Nautical Structures custom, double telescoping, hydraulic Passerelle deploys from the Aft Deck at the top of the port Swim Step stair

SALON

- Raised tray ceiling
- Custom sofas
- End tables
- Coffee table
- (2) Swivel chairs
- (2) Overhead speakers
- Kaleidescape movie/music library

- DIRECTV HDTV
- Blu-Ray/DVD/CD
- Apple TV (Airplay/local content only)
- 55" On pop-up lift
- Perlick under counter wine cooler
- Carpeted flooring
- Fabrica carpeting

DINING

- Formal dining table
- (8) Formal chairs
- Buffet/storage: located port and starboard
- Raised tray ceiling
- Fabrica carpet

DAY HEAD

- Stone vanity top
- Wall mounted cabinet
- Mirror
- Headhunter toilet
- Floor to ceiling marble walls

GALLEY

- Foldable glass doors for privacy
- Liebherr Refrigerator / freezer
- Wolf Cooktop with Fiddle Rail System
- Wolf Convection oven
- Wolf Microwave
- Miele Dishwasher
- KitchenAid trash compactor
- Wolf Vent hood
- Insinkerator hot water dispenser
- Spring USA professional cookware set
- Henkel cutlery set
- KitchenAid mixer
- Food processor
- Toaster
- Blender

- Coffee maker
- Drop-down 48" TV
- (3) Speakers
- Stone countertops
- Upholstered settee
- (2) Stools
- Granite backsplash
- Storage cabinets throughout
- Air-tight door to walkway
- Stairs to Crew mess

PILOTHOUSE

- 180 degrees panoramic view
- Monitors: (5) 26" LCD monitors
- Throttle and gear controls
- Main engine start/stop controls
- Main engine control system display panels
- Main steering helm wheel and backup jog lever
- Rudder angle indicator
- MT ECDIS
- MT ECDIS charts covering voyage from Seattle, WA to Ft. Lauderdale, FL
- Nobeltec TZ with dedicated wireless keyboard and mouse
- Autopilot: Marine Technologies
- Thruster controls
- GPS: Furuno DGPS receiver with WAAS
- VHF radio: Icom IC-M424
- Closed circuit TV display and control: Quad split screen color display
- Searchlight controls
- Horn controls
- 48" Pop-up TV
- Upholstered settee
- (2) Hi-lo tables
- (2) Upholstered Captain chairs with pedestals
- Windscreen is provided with external sunscreens
- Fabrica carpeting

MASTER STATEROOM

- On-Deck Master Stateroom
- Custom tray ceiling
- King size berth with underneath drawers

- (2) Wall mounted night tables
- (2) Night lamps
- (2) Wardrobes
- (2) Chairs
- (3) Dressers
- (5) Speakers
- Kaleidescape Movie/music library
- DIRECTV HDTV
- Blu-Ray/DVD/CD
- Apple TV (Airplay/local content only)
- 55" TV with pop-up lift
- Fabrica carpeting

MASTER HEAD

- (2) Wall mounted vanities with stone countertop
- (2) Mirrors
- (2) Headhunter toilets
- Frameless glass shower
- Mounted stone bench
- Floor to ceiling marble walls

VIP STATEROOMS - AFT

- Identical VIP staterooms located aft to port and starboard
- Queen berths
- Wall mounted nightstands
- (2) Night tables
- Dresser
- Closet
- 48" TV
- Kaleidescape movie/music library
- DIRECTV HDTV
- Satellite radio
- Blu-Ray/DVD/CD
- Apple TV (Airplay/local content only)
- FM Radio
- iPod
- Navigation Chart
- (2) Ceiling speakers
- Fabrica carpeting

VIP HEADS

- Identical VIP en-suite Heads located aft to port and starboard
- Wall mounted vanities with stone countertop
- Mirror
- Headhunter toilet
- Frameless glass shower
- Mounted stone bench
- Floor to ceiling marble walls

GUEST STATEROOM

- Queen berths
- Wall mounted nightstands
- (2) Night tables
- Dresser
- Wardrobe
- 48" TV
- Kaleidescape Movie/music library
- DIRECTV HDTV
- Satellite Radio
- Blu-Ray/DVD/CD
- Apple TV (Airplay/local content only)
- FM radio
- iPod
- Navigation Chart
- (2) Ceiling Speakers
- Fabrica carpeting

GUEST HEAD

- Wall mounted vanity with stone countertop
- Mirror
- Headhunter toilet
- Frameless glass shower
- Mounted stone bench
- Floor to ceiling marble walls

GUEST STATEROOM

- Twin berth with Pullman above

- Dresser
- Wardrobe
- Kaleidescape Movie/music library
- DIRECTV HDTV
- Satellite Radio
- Blu-Ray/DVD/CD
- Apple TV (Airplay/local content only)
- FM Radio
- iPod
- Navigation Chart
- Fabrica carpeting

GUEST HEAD

- Wall mounted vanities with stone countertop
- Mirror
- Headhunter toilet
- Frameless glass shower
- Mounted stone bench
- Floor to ceiling marble walls

CREW STATEROOMS AND HEADS

- Identical Crew Staterooms located forward, port and starboard
- Twin berths
- Hanging locker
- Dresser

Heads:

- Corian countertop vanity with mirror
- Toilet
- Shower
- Amtico Vinyl floor

CAPTAIN'S CABIN

- Double berth
- Nightstand
- Dresser
- Closet
- LED LCD TV's with integrated speakers

CREW LOUNGE AREA

- Settee
- Table
- Sink
- Corian solid surface tops
- Microwave: GE
- Refrigerator / freezer: Liebherr
- 40" TV
- Monitor to display MT IBS, including CCTV cameras
- Maretron DSM150 display for weather, depth and speed
- VHF radio: IC-M424
- LED CD TV's with integrated speakers
- (2) Miele stacked sets washer/dryer

FLYBRIDGE

- Monitors: (2) 15" High bright monitors for display of MT IBS
- Throttle and gear controls
- Main engine start/stop controls
- Main steering helm wheel and backup jog lever
- Rudder angle indicator
- Horn controls
- Trackball control of radar
- VHF Radio: Icom IC-M424
- Furuno RD33 and Maretron DSM150 displays for weather, depth and speed
- Searchlight controls
- Magnetic compass: Ritchie F600 G-5
- (2) Crown Ltd. Mariner helm chairs upholstered in Vinyl
- Teak deck

Wing Station components include:

- Throttle and gear controls
- Main engine start/stop controls
- Rudder angle indicator
- Thruster controls
- Jog steering lever
- Horn controls

BOAT DECK

- Deck bar includes: Refrigerator: Perlick under counter drawers

- Electric grill: Custom stainless steel enclosures with Wells charbroiler insert
- Davit: 2,500LB. capacity, hydraulically operated tender launch davit
- Tender chocks with removable Mounting System
- Snow white non-skid floor surface

BOW LOUNGE AREA

- Settee
- (2) Small Hi-lo tables
- Sunbrella built-in sun pads

BEACH CLUB

- A Hydraulically actuated sliding platform extends aft from the center of the Swim Step five feet when deployed. The platform incorporates fold-down swim ladders port and starboard
- (4) Pop-up cleats are provided on the Swim Step
- Teak deck Swim Step
- Removable 2" diameter, polished stainless steel staple rails on the Swim Step
- 40" TV
- (2) Speakers
- (4) Lights

Utility Room - Located Aft:

- Upright freezer: Liebherr
- Ice maker: Manitowoc
- Day Head

EXCLUSIONS

"ECCENTRIC" is a registered name and does not convey.

The Tender is not included in the sale of the vessel.

Exclusions are to include but are not limited to, all owner's/crew personal items. A detailed list of exclusions will be provided at the time of sale, upon written request.

Exclusions


Owner's personal belongings.

Disclaimer


The Company offers the details of this vessel or yacht in good faith but cannot guarantee or warrant the accuracy of this information nor warrant the condition of the vessel. A buyer should instruct his representatives, agents, or his surveyors, to investigate such details as the buyer desires validated. This vessel or yacht is offered subject to prior sale, price change, or withdrawal without notice.

PHOTOS


AFT DECK



SALON




SALON



SALON / DINING




DINING



DINING / BUFFET



DAY HEAD



GALLEY / ENTRY




GALLEY




GALLEY




GALLEY / DINETTE




DINETTE




PILOTHOUSE




PILOTHOUSE / SEATING



MASTER STATEROOM



MASTER STATEROOM



MASTER HEAD



MASTER HEAD




STAIRWELL




FOYER



GUEST STATEROOM



GUEST HEAD



GUEST STATEROOM



GUEST HEAD




GUEST STATEROOM




GUEST STATEROOM




BOW




WALK-AROUND DECK




FLYBRIDGE / HELM



HELM



FLYBRIDGE



FLYBRIDGE



BOAT DECK



BOAT DECK / BBQ




BOAT DECK




BOW / SEATING




BOW / STAIRS



BEACH CLUB



BEACH CLUB



ENGINE ROOM




ENGINE ROOM




ENGINE ROOM



3802 PROFILE AND ARRANGEMENT



3802 PROFILE AND ARRANGEMENT



CONTACTS

Andrey Shestakov, leading yacht broker of the sales department of Shestakov Yacht Sales Inc. Shestakov Yacht Sales Inc., the official representative of the Miami/Fort Lauderdale FL headquarters.

Contact details

Email: **andrey@shestakovyachtsales.com**

Web: shestakovyachtsales.com/en/

Telephones

USA: **+1(954)274-4435**

Office hours

Monday – Saturday: **9:00 - 21:00** EDT

Sunday: **closed**

Address



Harbour Towne Marina, 850 NE 3rd St, STE 213, Dania, FL 33004