

## ASHLEY — LAZZARA



**Builder:** LAZZARA

**Year Built:** 2014

**Model:** Motor Yacht

**Price:** PRICE ON APPLICATION

**Location:** United States

**LOA:** 95' 0" (28.96m)

**Beam:** 20' 4" (6.20m)

**Max Draft:** 4' 9" (1.45m)

Our experienced yacht broker, Andrey Shestakov, will help you choose and buy a yacht that best suits your needs **Ashley — LAZZARA** from our catalogue. Presently, at Shestakov Yacht Sales Inc., we have a wide variety of yachts available on our sale's list. We also work in close contact with all the big yacht manufacturers from all over the world.

If you would like to buy a yacht **Ashley — LAZZARA** or would like help answering any questions concerning purchasing, selling or chartering a yacht, please call **+1(954)274-4435**

---

# TABLE OF CONTENTS

---

TABLE OF CONTENTS	2
SPECIFICATIONS	3
Overview	3
Basic Information	3
Dimensions	3
Accommodations	3
Hull and Deck Information	4
Engine Information	4
DETAILED INFORMATION	5
PRELIMINARY LISTING	5
Additional Specs, Equipment, and more information	9
Disclaimer	10
Exclusions	10
Disclaimer	10
PHOTOS	12
CONTACTS	39
Contact details	39
Telephones	39
Office hours	39
Address	39

---

# SPECIFICATIONS

---

## Overview

---

The 95' Lazzara "ASHLEY" is the flagship in the popular LSX model fleet. She offers a unique combination of U.S. build quality and aggressive styling more commonly found in European brands. Her design and engineering is the culmination of three generations of Lazzara family boat builders. Her seller is a three-time Lazzara owner and experienced yachtsman. He spared no expense in the custom building and outfitting of "ASHLEY". Her sleek lines and custom Awlcraft SE silver metallic paint job turn heads wherever she goes. For weight reduction and strength, carbon fiber components were custom-built including the hardtop, hardtop supports, salon floor, and aft deck compression posts. Other carbon fiber cosmetic accents can be found throughout the vessel as well. A couple of the other huge dollar value custom equipment upgrades demanded by the seller include but are not limited to hydraulic stabilizers and a chilled water air conditioning system. Don't miss the unique opportunity to own a truly special vessel.

**Call to schedule your VIP inspection appointment today**

## Basic Information

---

**Category:** Motor Yacht

**Model Year:** 2014

**Year Built:** 2014

**Country:** United States

**Fly Bridge:** Yes

## Dimensions

---

**LOA:** 95' 0" (28.96m)

**Beam:** 20' 4" (6.20m)

**Max Draft:** 4' 9" (1.45m)

## Accommodations

---

**Total Cabins:** 4

---

## Hull and Deck Information

---

**Hull Material:** Fiberglass

---

## Engine Information

---

**Engines:** 3

**Manufacturer:** Volvo

**Model:** Volvo IPS 1200

**Engine Type:** Inboard

---

# DETAILED INFORMATION

---

## PRELIMINARY LISTING

---

### WALKTHROUGH

The boarding of “ASHLEY” is both convenient and versatile. It can be done by the swim platform on a floating dock or on a fixed dock by ladder through aft deck boarding doors. Once aboard the aft deck, you can begin to appreciate the layout, amenities, comfort, and quality. She has a large hydraulic swim platform and a huge stern storage garage. This garage can be refit to house a tender and a jet ski if desired by the future owners. Her aft deck seating is both stylish and comfortable. She seats 8-10 guests around a high gloss black trim wood grain table. Some of the other aft deck and foredeck highlights include:

- Wet bar w/ sink, fridge, freezer, and icemaker
- Port and starboard wing station with joystick docking controls
- All-natural teak decks
- Full walk-around side decks
- 9 LED underwater lights
- LED accent lighting
- Premium JL Audio sound system
- Flip down flat-screen TV w/ HD SAT
- SS stairway w teak treads to the flybridge
- The companionway to the crew and engine room
- Bow seating w/ table and sun pad
- Dual SS anchors w/ hydraulic windlasses

From the aft deck, you can enter the main salon through a set of tinted glass double sliding doors. Immediately to port, you will find a day head for owner and guest convenience. The interior design, fabrics, and furnishing are all custom selected by the owner under the guidance of Marim Moore from the professional design firm Moore Design Studios. High gloss black cabinetry and trim are the main theme with white handstitched leather accents and white majilite ceiling panels. There is a custom black stitched fabric sofa to starboard and custom black barrel chairs to port on either side of a large flatscreen TV. Continuing forward on the main deck, just forward of the salon is a custom glass top table for six to seven people. This very unique piece is part art and part formal dining table. The glass top shows the inner gear workings that when engaged, expand the table for larger dinner parties. This forward dining area overlooks an open-air, spacious galley down, and informal dinette arrangement. A five-step stairwell to the port will bring us down into the galley. Large reinforced hull side windows complement the open-air arrangement well by adding a view to the unlimited amount of natural light already present. Other galley features include:

- Custom black and grey countertop w/ fractured glass façade
- Full size stand up Whirlpool stainless steel refrigerator and freezer

- Miele 4 burner ceramic cooktop
- Miele oven
- Miele dishwasher
- Sharp microwave oven
- Viking trash compactor
- Dual basin sink
- Wine chiller
- Ample storage
- Custom dinette seating with red patterned stone table

Walking forward from the galley we pass a laundry room to port with matching Miele washer and dryer.

### Forward VIP

- The forward VIP stateroom is well laid out, spacious and comfortable. The highlights include:
  - Island queen berth
  - Flat-screen TV w HD SAT receiver
  - En suite head
  - Hanging closet
  - Ample storage
  - 24V reading lights
  - Climate controls
  - LED overhead lighting
  - Foredeck hatch w/ blackout screen
  - Custom carpet
  - Custom chrome fixtures

Walking aft from the galley down two small steps leads us to two more guest cabins and the master suite. First to starboard, is a **VIP stateroom**. Her features include:

- Full-size walk around berth positioned athwartships
- En suite head
- Hanging locker with a full-length mirror
- Nightstand with drawers
- Storage drawers under the bed
- Custom carpeting
- Hull side panoramic window with blind
- Flat-screen TV w/ HD SAT receiver
- LED overhead lighting
- Climate controls

Directly across the hall to **port is a guest stateroom** with twin berths. Her features include:

- Twin single berths positioned fore and aft

- Nightstand with drawers
- Hanging locker with a full-length mirror
- Headboard mirror
- Custom carpet
- Storage under both beds
- Hullside panoramic window with blind
- Flat-screen TV w HD SAT receiver
- LED overhead lighting
- Climate controls

Aft, all the way at the end of the hallway we finally arrive at the **FULL BEAM master suite**. It is positioned amidships in the yacht for minimum noise levels and maximum comfort at sea. Her spectacular highlights include:

- Lazzara king-size walk-around berth with custom innerspring mattress
- Nightstands on either side of the bed with storage
- Huge hullside panoramic windows just above water level
- Custom upholstered love seat starboard side
- Portside sit down vanity
- 2 bureaus port side with 6 drawers each
- Custom light fixtures
- Custom window treatments
- LED overhead lighting
- Climate controls
- En suite His and her master head feature custom stone, tilework, and fixtures throughout.
- Centerline shared glass shower
- Dual sinks and heads on either side
- Linen closet
- Clothes hamper
- His and her closets

Starting back on the aft deck again we have access to the flybridge by a stainless steel stairwell leading up and access to the crew quarters and engine room via a companionway leading down.

First, let's go up to the **flybridge**. The flybridge of the 95 is infinitely larger than that of her 92' predecessor. It is certainly one of the vessel's overall highlights and a huge upgrade. Flybridge features include:

- Full-size bar (high gloss wood grain with black trim)
- (4) custom fabricated stainless steel bar stools with red leather cushions
- Sink
- Ice maker
- Refrigerator
- Storage

- Teak deck
- Flat-screen TV w HD SAT
- Red leather bench seating to port
- Carbon fiber hardtop with 6 skylight windows
- Custom radar and electronics mast
- Custom black paint on SAT domes and electronics
- Premium JL Audio sound system
- Aft sun area with wrap-around red leather seating, sun pad, and custom removable umbrella

Forward on the bridge of “ASHLEY” is the fully complimented navigation station. The dash is done in carbon fiber panels and houses (3) 15” daylight readable monitors. The monitors are fed by a Furuno 3D NAVNET processor giving the helmsman Furuno chart plotter functions, depth sounder, and radar capabilities. Below please find a list of the full **electronics** package.

- Furuno Nav net3D processor
- Furuno DRS 12KW 72 Mile Radar w/ 6ft open array antenna
- Furuno DFF1 digital echo sounder
- Furuno PB100 weather station sensor
- Simrad AP 28 Autopilot
- KVH M5 SAT TV
- Lazzara integrated shipboard monitoring system

Let’s go back down to the aft deck once again to descend through the companionway leading us to the crew area and engine room. The crew area is comprised of a central foyer with a captain’s desk, work station, and storage. There is also a full head that is shared between the two outboard crew cabins. There is a bunk room to starboard and a captain’s cabin to port. The aft bulkhead has a door that leads directly into the engine room.

The **engine room** on “ASHLEY” is immaculate. Ship systems are well laid out, accessible for maintenance, and labeled. The owner takes a great deal of pride in her appearance and upkeep. He reports there has only been one single Volvo service tech allowed to maintain the engines since new.

- (3) Volvo IPS 1200 propulsion systems
- (2) 27.5 Onan Generators
- 138,000 BTU chilled water air conditioning system
- White epoxy coated engine room
- Diamond plate flooring
- AC power bilge pump system with manifold
- DC power automatic bilge pumps
- Freshwater hook up
- Emergency escape hatch
- Fire suppression system



---

## EXCLUSIONS

The owner's personal effects are excluded from the sale.

---

## Additional Specs, Equipment, and more information

---

### Dimensions

LOA: 95 ft

Beam: 20 ft 4 in

Dry Weight: 140,000 lb

Cruising Speed: 25 kn

Max Speed: 30 kn

Fuel: 1,700 gal

Fresh Water: 350 gal

Holding: 250 gal

Generator HR: 600

### Engines:

#### Volvo IPS 1200 (Engine 1)

Type: Inboard

Fuel Type: Diesel

Hours: 1800

Drive Type: Pod Drive

Power: 900 hp

#### Volvo IPS 1200 (Engine 2)

Type: Inboard

Fuel Type: Diesel

Hours: 1800

Drive Type: Pod Drive

Power: 900 hp

### **Volvo IPS 1200 (Engine 3)**

Type: Inboard

Fuel Type: Diesel

Hours: 1800

Drive Type: Pod Drive

Power: 900 hp

### **Accommodations**

Cabins: 6

Heads:5

## **Disclaimer**

---

The Company offers the details of this vessel in good faith but cannot guarantee or warrant the accuracy of this information nor warrant the condition of the vessel. A buyer should instruct his agents, or his surveyors, to investigate such details as the buyer desires validated. This vessel is offered subject to prior sale, price change, or withdrawal without notice.

## **Exclusions**

---

Owner's personal belongings.

## **Disclaimer**

---



The Company offers the details of this vessel or yacht in good faith but cannot guarantee or warrant the accuracy of this information nor warrant the condition of the vessel. A buyer should instruct his representatives, agents, or his surveyors, to investigate such details as the buyer desires validated. This vessel or yacht is offered subject to prior sale, price change, or withdrawal

without notice.


# PHOTOS















































































---

# CONTACTS

---

Andrey Shestakov, leading yacht broker of the sales department of Shestakov Yacht Sales Inc. Shestakov Yacht Sales Inc., the official representative of the Miami/Fort Lauderdale FL headquarters.

---

## Contact details

---

Email: [andrey@shestakovyachtsales.com](mailto:andrey@shestakovyachtsales.com)

Web: [shestakovyachtsales.com/en/](http://shestakovyachtsales.com/en/)

---

## Telephones

---

USA: +1(954)274-4435

---

## Office hours

---

Monday – Saturday: **9:00 - 21:00** EDT

Sunday: **closed**

---

## Address

---



Harbour Towne Marina, 850 NE 3rd St,  
STE 213, Dania, FL 33004