

FLORIDIAN — MARLOW



Builder: MARLOW

Year Built: 2016

Model: Motor Yacht

Price: PRICE ON APPLICATION

Location: United States

LOA: 61' 4" (18.69m)

Beam: 17' 3" (5.26m)

Min Draft: 4' 6" (1.37m)

Cruise Speed: 18 Kts. (21 MPH)

Max Speed: 23 Kts. (26 MPH)

Our experienced yacht broker, Andrey Shestakov, will help you choose and buy a yacht that best suits your needs **Floridian — MARLOW** from **our catalogue**. Presently, at **Shestakov Yacht Sales Inc.**, we have a wide variety of yachts available on **our sale's list**. We also work in close contact with all the big **yacht manufacturers** from all over the world.

If you would like to buy a yacht **Floridian — MARLOW** or would like help answering any questions concerning purchasing, selling or chartering a yacht, please call **+1(954)274-4435**

TABLE OF CONTENTS

TABLE OF CONTENTS	2
SPECIFICATIONS	5
Overview	5
Basic Information	5
Dimensions	5
Speed, Capacities and Weight	6
Accommodations	6
Hull and Deck Information	6
Engine Information	6
DETAILED INFORMATION	7
Deck and Hull	7
Main Salon	7
Pilothouse/Galley	8
Mastre Stateroom	9
VIP	9
VIP Head	10
Starboard Bunk Area	10
Companionway	10
Flybridge	10
Engine Room/Electrical	11
2020 Upgrades	12
Warranty	13
Exclusions	13
Disclaimer	13
Exclusions	13
Disclaimer	13
PHOTOS	14
Aerial Starboard	14

Bow Portside	14
Aft Portside	14
Cockpit facing Starboard	14
Cockpit facing Portside	14
Cockpit facing Aft	14
Salon facing Forward	14
Salon facing Starboard	14
Salon facing Portside	15
Salon Starboard Aft	15
Salon Aft	15
Pilothouse Galley	15
Galley facing Starboard	15
Dining Forward	15
Dining Portside	15
Galley Aft	15
Pilothouse Helm	16
Starboard bunk Area	16
Companionway facing Aft	16
Master Stateroom Aft	16
MSR Portside	16
MSR facing Forward Portside	16
MSR Shower	16
MSR Shower	16
VIP Stateroom facing Forward	17
VIP facing Starboard	17
Engine room access through MSR Shower	17
VIP Guest Head/Shower	17
Engine Room facing Aft	17
Engine Room facing Forward	17

Starboard Engine	17
Portside Engine	17
Lazarette	18
Bow	18
Flybride Helm	18
Flybridge facing Starboard	18
Flybridge seating facing starboard	18
Flybridge seating facing portside	18
Flybridge facing forward	18
Upper Deck facing Starboard	18
CONTACTS	19
Contact details	19
Telephones	19
Office hours	19
Address	19

SPECIFICATIONS

Overview

“Floridian” is an amazing opportunity for you to join the adventuresome yachting world with the Marlow family and our many friends. She is an extremely well-maintained Marlow Explorer that shows like a NEW vessel. She is an easy owner operated yacht with an abundance of user-friendly systems that help make extended cruising an absolute pleasure. Whether harbor hopping in New England, sunset cruising along Florida’s Gulf Shore or enjoying an exotic ocean-going adventure through the beautiful Caribbean, this 53E Marlow Explorer will get you there in comfort and class. She can be cruised efficiently at 8 knots using a mere 4 GPH per engine or cruise all day at 18 knots with a top speed of 23 knots! Her full standup engine room makes your routine engine room checks and systems maintenance a breeze. Just like all Marlow yachts she was built with the highest quality build materials available using a proprietary process called RIVAT (resin infused vacuum assisted transfer) giving the vessel incredible strength and endurance similar to that of the latest military grade vessels. She is built for generations of use with the efficiency and seaworthiness found in the most sought after offshore ocean-going yachts.

Basic Information

Category: Motor Yacht

Sub Category: Cruiser

Model Year: 2016

Year Built: 2016

Country: United States

Fly Bridge: Yes

Cockpit: Yes

Dimensions

LOA: 61' 4" (18.69m)

LWL: 53' 0" (16.15m)

Beam: 17' 3" (5.26m)

Min Draft: 4' 6" (1.37m)

MFG Length: 53' 0" (16.15m)

Speed, Capacities and Weight

Cruise Speed: 18 Kts. (21 MPH)

Max Speed: 23 Kts. (26 MPH)

Displacement: 66000 Pounds

Water Capacity: 300 Gallons

Holding Tank: 110 Gallons

Fuel Capacity: 2000 Gallons

Accommodations

Total Cabins: 3

Total Heads: 3

Hull and Deck Information

Hull Material: Composite

Deck Material: Teak and Fiberglass

Hull Color: Kingston Grey

Hull Designer: Marlow

Engine Information

Engines: 2

Manufacturer: John Deere

Engine Type: Inboard

Fuel Type: Diesel

DETAILED INFORMATION

Deck and Hull

The 53E Marlow Explorer is one of the few yachts in the world built by a manufacturer who has taken the time to fully optimize her basic hull design. Most yachts built today are very similar to each other and their predecessors built over the past 30 years. This Marlow Explorer is finished with a beautiful Kingston Gray painted hull and Toreador Red boot stripe for an unmistakable presence on the water. Once aboard you will notice the superb finish found on every Marlow Explorer as you look from stem to stern. The Full Stack Infusion process David Marlow invented, developed and executed produces a textbook fiber to resin ratio that can NEVER be approached by hand lamination. There are no seams from the transom to the bow, including the Portuguese bridge due to the three main molds of hull, deck and house that gives the yacht unimaginable strength in heavy seas. The raised pilothouse, Portuguese bridge, wide side decks, and state of the art semi-displacement hull makes this Marlow Explorer one of the most comfortable and safest yachts in heavy seas. The side decks are fully protected by fiberglass bulwarks topped with varnished teak cap rails and 316L stainless steel handrails that are waist high aft and even higher forward. The stainless-steel anchor is set up with all chain on the dual gypsy windlass. The bow rail is hardy oval shaped 316L stainless-steel package. When you see a Marlow Explorer hauled out of the water and on land, you notice very quickly that the yacht is blocked at the bow just like every other boat, but at the stern she rests on her Twin Velocijet Strut keels. The propellers are protected well above the bottom of the keels and it is obvious that a light grounding on a sand bar will only result in some worn bottom paint. What is not so obvious is how well these strut keels make the Marlow Explorer handle in a following sea. It's simply unbelievable! The lateral resistance provided by the Twin Velocijet Strut keels makes the boat track straight as an arrow with little rudder correction even in a following sea.

Main Salon

When you enter the salon from the aft deck you feel the spaciousness of the vessel's 17'3" beam. This beautifully designed salon has a gorgeous area with stunning panoramic window views throughout the salon and on through the galley. The tinted windows and teak blinds allow just the right amount of light into your vessel. On balmy and sun filled days you can capture organic ventilation from the aft salon door as it can be easily unlatched and slid open to create a large 5' wide opening. This is where you can feel the pleasant breeze as well as see many beautiful waterways and enjoy a romantic alfresco dining experience on the aft deck if desired. The salon has (2)

elegantly designed Ultraleather settees which are strategically placed and counter balanced, one on each side, with the wrap around L-shaped settee to starboard for generous seating when entertaining. Aft and to Starboard of the salon there is a large flat screen TV in a custom cabinet with a desk underneath. This is the perfect at anchor set up! There is a beautiful teak table with Compass Rose inlay in front of the Starboard settee with two magazine racks on either side. Just aft of the 3 stairs leading to the galley is a Uline Icemaker. The overhead teak valance on the starboard side has 3 sets of slots that diffuse the air-conditioning through the entire salon.

- Bose Home Theater System
- Samsung LED TV 40"
- Uline 2115 15" Icemaker
- Upgraded granite topped bar area

Pilothouse/Galley

Moving forward you will find the pilothouse just three steps up from the salon and includes the lower helm station, dinette, and galley. There are port and starboard exterior doors that lock open or closed, a staircase forward to starboard descends down to the three staterooms and a staircase on the port side aft ascends up to the flybridge. The galley is very well equipped with top of the line appliances and plenty of refrigeration, freezer space and ample storage that provides room for weeks' worth of food and supplies while extended cruising offshore or down island cruising. The spacious dining and entertaining area to the forward port side of the pilot house provides for ample lounging, dining, or entertaining while underway or dockside.

- Ocean Air blinds
- * Garmin GHP20 with Smartpump
- * Garmin VHF300
- * Lower pilothouse windows ceramic tinted (2020)
- * Two Uline refrigerator/freezer units (4 drawers)
- Upgraded Miele cook top smooth with Stainless sea rails
- * Upgraded Miele combo microwave and convection oven with bake option

- Franke stainless steel sink
- * Uline 2115 Wine cooler port side cabinet (fwd)
- * Uline 2115 Fridge port side cabinet (aft)

Mastre Stateroom

You will not find a more well-appointed custom woodwork detailed or spacious Master Stateroom in any yacht under 70', PERIOD. With a King Size bed on center line, His and Hers heads and a shared large center shower in between, you can't help but feel at home and will be comfortable for any amount of time aboard. There are ample storage drawers and hanging lockers to accommodate living on board for as long as your adventure at sea allows.

- Upgraded bamboo and ebony flooring on all lower levels
- Upgraded maple wood package on lower level
- Upgraded cabinetry trimmed and detailed in maple and teak
- Upgraded Camphor burl nightstands and dresser tops
- Upgraded Shoji screens port and starboard sides
- Samsung LED TV 32"
- Engine Room pass thru access through the aft shower doors

VIP

The VIP stateroom forward has a custom David Marlow designed centerline berth with plenty of storage in the drawers under the bunk and in the 2 hanging lockers port and starboard. The upgraded Ocean air screened overhead hatch provides light and fresh air with a 3-option full open, bug screen or black out shade configuration.

- Upgraded cabinetry in maple/teak trim
- Upgraded Camphor burl nightstands
- Samsung LED TV 26"

VIP Head

To Port there is a full en-suite head with day head access, large stall shower and many built in cabinets that provide for excellent storage. Like all Marlow Explorers, the heads and showers have an exhaust fan that is vented outside the vessel for maximum removal, reduced noise, and ease of maintenance

Starboard Bunk Area

The David Marlow custom designed starboard 6'+ guest bunks are forward of the foot of the companionway stairs leading down from the pilothouse. This area provides for two very comfortable bunks with a folding privacy partition and a cedar-lined hanging locker. This space can be used for adults, children or storage depending on your next mission

Companionway

The Companionway is very light and airy with maple/teak trim and the satin finished Bamboo and Ebony floors. The Miele Combo Washer/Dryer is located forward and port of the MSR door with a large Uline freezer directly across on the starboard side.

Flybridge

The EZ2CY enclosed flybridge with hardtop is an excellent place for all weather cruising and entertaining guests with two upgraded 360° rotatable Stidd helm chairs for maximum comfort, style and entertaining flexibility. The fly bridge is accessible by stairs from inside the pilothouse and outside from the aft cockpit. A full complement of electronics are immediately forward of the large custom stainless-steel Marlow wheel. The console has displays for anemometer wind velocity and direction, water depth, and boat speed. The VHF and yachts intercom phone are within easy reach. There is a gelcoat table and comfortable seating for up to 6 people plus the two rotating captain's chairs for a total of 8 people seated in comfort.

- Two Stidd helm chairs
- * Two Garmin GPSMAP 7616 with built-in sounder
- Garmin GHC-20 Marine Autopilot control unit
- * New Fire Magic gas grill with (3) 9.5lb propane tanks

- * Naiad stabilizer controls
- Wireless yacht controller
- * Marquipt 600lb davit with winch
- * Two ACR RL-50 searchlights on Hardtop

Engine Room/Electrical

When entering the engine room from the Master Stateroom you will open a large watertight bulkhead door designed for easy owner access. Service access is from the aft through the Lazarette. Professional captains often tell us that the Marlow Explorer has the best engine room they have ever been in on a vessel of this size. You can get to everything quickly and safely with 6'2" of head room and full walk around room. The engine room is very well lit with LED lighting. The two John Deere 750HP engines and generators are easily accessible. The fuel system is very simple with a very large tank (upgraded to hold 2000 gallons). The air-conditioned engine room keeps the area cool, dry and corrosion free. There is also 3 engine room cameras for monitoring this area from the helm.

- Northern Light generators (20kw primary to port and 9kw night/back up to starboard)
- LED lighting
- Technicold chilled water A/C system
- Yacht controller
- Fire Boy fire extinguishing system
- Backup freshwater system in companionway water pump room
- Engine hour meter, gauges, and start/stop at helm
- Emergency engine stop at helm
- Bow Thruster 15HP, 24V at helm
- Stern Thruster 15HP, 24V at helm
- Morse Electronic controls at helm
- (3) Engine room cameras

- NAIAD electric fin stabilizers
- Victron 24V battery charger
- Victron 12V battery charger
- 3500-Watt Outback inverter/charger
- 500 GPD Bluewater Desalination Watermaker
- AGM No Maintenance batteries
- Upgraded capacitor style main engine start system
- Upgraded and redundant lower level A/C system that can run off of inverter power or the ultra-quiet night genset.
- Upgraded A/C system raw water plumbing with heat exchanger plate to keep all raw water out of the A/C chillers for reduced service costs. easy maintenance extended component life expectancy.

helm.

2020 Upgrades

- New Fire Magic gas grill with (3) 9.5lb propane tanks Offshore Stream 6-person inflatable life raft
- Epirb and fully loaded ditch bag
- Marquipt 600lb davit with winch
- 10' AB Lummina with 20HP Suzuki outboard 4-stroke
- New canvas - windlass, Fwd windows, gas grill and dinghy
- Tyvex Aft deck shade with removable side sun piece
- Tyvex Fwd window (see through)
- Ceramic tinted lower Pilothouse windows for maximum heat rejection
- New Fwd Flybridge EZ2CY and zippers
- Wifi with sim card- Works great!
- New shaft seals
- Black out window covers and Shoji Screens in MSR
- Upgraded Hunter Douglas Electric Duo Blinds on Salon double doors
- 100lb Ultra anchor on Starboard
- New bottom paint and prop speed (August 2020)
- Freshly coated varnish

Warranty

John Deere Engine: June 2019 - 4 years or 2000 hours

Exclusions

The Company offers the details of this vessel in good faith but cannot guarantee or warrant the

accuracy of this information nor warrant the condition of the vessel. A buyer should instruct his

agents, or his surveyors, to investigate such details as the buyer desires validated. This vessel is

offered subject to prior sale, price change, or withdrawal without notice.

Disclaimer

The Company offers the details of this vessel in good faith but cannot guarantee or warrant the accuracy of this information nor warranty the condition of the vessel. A buyer should instruct his agents, or his surveyors, to investigate such details as the buyer desires validated. This vessel is offered subject to prior sale, price change, or withdrawal without notice.

Exclusions

Owner's personal belongings.

Disclaimer

The Company offers the details of this vessel or yacht in good faith but cannot guarantee or warrant the accuracy of this information nor warrant the condition of the vessel. A buyer should instruct his representatives, agents, or his surveyors, to investigate such details as the buyer desires validated. This vessel or yacht is offered subject to prior sale, price change, or withdrawal without notice.

PHOTOS

Aerial Starboard



Bow Portside



Aft Portside



Cockpit facing Starboard



Cockpit facing Portside



Cockpit facing Aft



Salon facing Forward




Salon facing Starboard



Salon facing Portside



Salon Starboard Aft



Salon Aft




Pilothouse Galley



Galley facing Starboard



Dining Forward



Dining Portside



Galley Aft



Pilothouse Helm



Starboard bunk Area




Companionway facing Aft



Master Stateroom Aft




MSR Portside




MSR facing Forward Portside



MSR Shower



MSR Shower




VIP Stateroom facing Forward



VIP facing Starboard




VIP Guest Head/Shower



Engine room access through MSR Shower




Engine Room facing Aft



Engine Room facing Forward



Starboard Engine



Portside Engine



Lazarette



Bow



Flybride Helm



Flybridge facing Starboard



Flybridge seating facing starboard



Flybridge seating facing portside



Flybridge facing forward



Upper Deck facing Starboard



CONTACTS

Andrey Shestakov, leading yacht broker of the sales department of Shestakov Yacht Sales Inc. Shestakov Yacht Sales Inc., the official representative of the Miami/Fort Lauderdale FL headquarters.

Contact details

Email: **andrey@shestakovyachtsales.com**

Web: shestakovyachtsales.com/en/

Telephones

USA: **+1(954)274-4435**

Office hours

Monday – Saturday: **9:00 - 21:00** EDT

Sunday: **closed**

Address



Harbour Towne Marina, 850 NE 3rd St, STE 213, Dania, FL 33004