

## SLA'INTE — CUTWATER



**Builder:** Cutwater

**Year Built:** 2015

**Model:** Cruising Yacht

**Price:** PRICE ON APPLICATION

**Location:** United States

**LOA:** 30' 0" (9.14m)

**Beam:** 10' 0" (3.05m)

**Max Draft:** 2' 5" (0.74m)

**Cruise Speed:** 14 Kts. (16 MPH)

**Max Speed:** 24 Kts. (28 MPH)

Our experienced yacht broker, Andrey Shestakov, will help you choose and buy a yacht that best suits your needs **Sla'inte — Cutwater** from our catalogue. Presently, at Shestakov Yacht Sales Inc., we have a wide variety of yachts available on our sale's list. We also work in close contact with all the big yacht manufacturers from all over the world.

If you would like to buy a yacht **Sla'inte — Cutwater** or would like help answering any questions concerning purchasing, selling or chartering a yacht, please call **+1(954)274-4435**

# TABLE OF CONTENTS

TABLE OF CONTENTS	2
SPECIFICATIONS	4
Overview	4
Basic Information	4
Dimensions	4
Speed, Capacities and Weight	4
Accommodations	4
Hull and Deck Information	5
Engine Information	5
DETAILED INFORMATION	6
MAIN DESCRIPTION	6
WALK THRU	6
SLA'INTE COCKPIT	6
SLA'INTE SALON AND GALLEY	6
SLA'INTE MASTER STATEROOM	6
SLA'INTE HEAD	7
SLA'INTE HELM	7
SLA'INTE MECHANICAL-ELECTRICAL	7
SLA'INTE ELECTRONICS AND NAVIGATION	7
SLA'INTE DECK	7
DISCLAIMER	7
Exclusions	8
Disclaimer	8
PHOTOS	9
1	9
2	9
4 Main Trailer	9
3 Main Starboard	9

5 Running	10
6 Bow Trailer	10
8 Centerline Door	10
7 Custom Mate Seat	10
9 Convertable Table	10
10 Galley	10
12 Master 2	11
11 Master Stateroom	11
13 Master 3	11
14 Head	11
15 Head 2	12
16 Head 3	12
17 Head Shower	12
18 Head sink	12
19 Storage	13
20 Cockpit Covers	13
21 Cockpit 2	13
20Cockpit	13
23 Onan Genset	14
22 Cockpit Covers 2	14
25 Bow	14
24 Volvo Penta 370 hp	14
CONTACTS	15
Contact details	15
Telephones	15
Office hours	15
Address	15

# SPECIFICATIONS

## Overview

Sla'inté is a 2015 Cutwater 30S LE. She is in great condition and has been professionally yard maintained. She hails from the seafaring town of Lewes, DE. The first town of the first state. She has been stored in a heated barn during the offseason which shows pride in ownership in keeping her in top condition. She is equipped with a Volvo D6-370hp and has been sea worth along the East Coast inlets, Chesapeake Bay and rivers. She has very economical fuel mileage and with the bow thruster gives peace of mind handling around docks and locks. She has a custom first mate seat, texaline window covers keeping the windows cool from the summer heat and evening privacy. Full isinglass camper canvas with screens adds to your cruising comfort.

## Basic Information

**Category:** Cruising Yacht

**Model Year:** 2015

**Year Built:** 2015

**Country:** United States

## Dimensions

**LOA:** 30' 0" (9.14m)

**Beam:** 10' 0" (3.05m)

**Max Draft:** 2' 5" (0.74m)

**Clearance:** 9' 9" (2.97m)

## Speed, Capacities and Weight

**Cruise Speed:** 14 Kts. (16 MPH)

**Max Speed:** 24 Kts. (28 MPH)

**Displacement:** 10200 Pounds

**Water Capacity:** 80 Gallons

**Holding Tank:** 40 Gallons

**Fuel Capacity:** 180 Gallons

## Accommodations

**Total Cabins:** 1

**Total Heads:** 1

---

## Hull and Deck Information

---

**Hull Material:** Fiberglass

## Engine Information

---

**Engines:** 1

**Manufacturer:** Volvo Penta

**Model:** D-6

**Engine Type:** Inboard

**Fuel Type:** Diesel

# DETAILED INFORMATION

## MAIN DESCRIPTION

Sla'inte is a 2015 Cutwater 30S LE. She is in great condition and has been professionally yard maintained. She hails from the seafaring town of Lewes, DE. The first town of the first state. She has been stored in a heated barn during the offseason which shows pride in ownership in keeping her in top condition. She is equipped with a Volvo D6-370hp and has been sea worth along the East Coast inlets, Chesapeake Bay and rivers. She has very economical fuel mileage and with the bow thruster gives peace of mind handling around docks and locks. She has a custom first mate seat, texaline window covers keeping the windows cool from the summer heat and evening privacy. Full isinglass camper canvas with screens adds to your cruising comfort.

## WALK THRU

Enter Sla'inte by over-sized swim platform with hand rails and step thru a transom door to a roomy cockpit. There is a door just off of center line leading into the salon. Convertible table is starboard. There is a mid-cabin berth. Across to port is the galley and to starboard is the helm. Walking forward is the master stateroom with queen bed, en-suite head with separate shower and hanging locker.

## SLA'INTE COCKPIT

Sla'inte cockpit offers: Transom Door Storage Below Stereo remote control, 2 speakers Shower hot and cold Refrigerator 12v, 1.3 cubic feet Rod holders Hydraulic engine hatch Cockpit table Courtesy lights Port and Starboard slide out reversible seats Opening rear bulkheads

## SLA'INTE SALON AND GALLEY

Sla'inte Salon and Galley: Stainless steel sink Cabinets w/ custom doors and drawers Cabin heater Cherry interior Custom countertops Cherry dinette converts to berth, also a hi/lo Midship stateroom sleeps 2 outlets 12v (3) outlets 110v (3) Franklin Chef microwave Nova Cold refrigerator, 4.3 cubic feet, 12v Ice maker filtered 16lbs per day Gourmet II stove top and oven by Princess (2 burner) Teak and holly cabin sole 22" Flat screen TV, dvd Stereo Dometic Wine/water cooler (12v) Port and starboard opening windows with screens

## SLA'INTE MASTER STATEROOM

Sla'inte Master: Cherry interior Island berth w/storage below Hanging locker Hatches w/screens (2) Ports w/screens (5) Hinged Cherry table Outlets 12v and 110v TV flat screen w/ dvd Teak and holly steps Stereo w/Ipod dock

---

## SLA'INTE HEAD

---

Head Techma vacuflush with watch tank  
Granite counter tops  
Cabinets for storage  
Cherry framed mirror  
Outlets 110v  
Ports w/screens (2)  
Separate shower fully enclosed  
Sink w/storage below

---

## SLA'INTE HELM

---

Controls for stern and bow thruster's  
Spotlight controls  
Windlass controls  
Custom wood steering wheel  
Windshield wipers (2)  
Garmin VHF radio and antenna  
Running Lights  
Double bucket seats, armrest w/ glove box  
Custom 1st Mate seat

---

## SLA'INTE MECHANICAL-ELECTRICAL

---

Sla'inté Mechanical - Electrical:  
Volvo D6 370 hp electronic  
Electronic single lever controls  
AC panels w/polarity sensor  
DC parallel battery switch  
Batteries w/ charging relays and switch panel (6)  
Bilge pumps and alarms  
Bonded 12v electrical system  
CO2 monitors (2)  
Fuel flow data display  
Hot water heater (6 Gallon)  
Battery charger / inverter  
30 amp shorepower w/ cord  
ELCI shorepower protection  
Hydraulic Trim Tabs  
Transom zincs

---

## SLA'INTE ELECTRONICS AND NAVIGATION

---

Sla'inté Electronics and Navigation:  
Garmin chart plotter/radar 7212  
Garmin 94SV  
Garmin autopilot w/remote  
Garmin VHF 200  
Ritchie compass

---

## SLA'INTE DECK

---

Sla'inté Deck Stored in heated barn and winterized for the Season.  
Waxed and polished 9/20  
Bow platform w/ 4 rung SS beach ladder  
Queen Bee bow seating w/ storage  
Cockpit cherry table  
Compaion lounge seat  
Docking lights (2)  
Radar mast hinged  
Rod holders (8)  
Sport racks for Kayaks  
Swim platform w/swim ladder  
Transom door  
Wash down system  
Cockpit shower  
Texaline covers for windows and doors  
Full eisenglass camper canvas w/screens  
Anchor locker  
SS bow anchor roller  
Anchor striking plate  
Lewmar windlass w/ bow and helm controls  
Bruce anchoe w/ 50' of chain and 200' of rode  
Dual trumpet horns  
SS rail on hardtop  
SS bow rails

---

## DISCLAIMER

---

The Company offers the details of this vessel in good faith but cannot guarantee or warrant the accuracy of this information nor warrant the condition of the vessel. A buyer should instruct his agents, or his surveyors, to investigate such details as the buyer desires validated. This vessel is offered subject to prior sale, price change, or withdrawal without notice.

---

## Exclusions

---

Owner's personal belongings.

---

## Disclaimer

---

The Company offers the details of this vessel or yacht in good faith but cannot guarantee or warrant the accuracy of this information nor warrant the condition of the vessel. A buyer should instruct his representatives, agents, or his surveyors, to investigate such details as the buyer desires validated. This vessel or yacht is offered subject to prior sale, price change, or withdrawal without notice.



# PHOTOS

1



2



4 Main Trailer

3 Main Starboard



**5 Running**



**6 Bow Trailer**



**8 Centerline Door**



**7 Custom Mate Seat**



**9 Convertible Table**



**10 Galley**






**11 Master Stateroom**



**12 Master 2**



**13 Master 3**



**14 Head**



**15 Head 2**



**16 Head 3**



**17 Head Shower**



**18 Head sink**




## 19 Storage



## 20 Cockpit Covers



## 21 Cockpit 2



## 20 Cockpit






**22 Cockpit Covers 2**



**23 Onan Genset**



**25 Bow**



**24 Volvo Penta 370 hp**



# CONTACTS

---

Andrey Shestakov, leading yacht broker of the sales department of Shestakov Yacht Sales Inc. Shestakov Yacht Sales Inc., the official representative of the Miami/Fort Lauderdale FL headquarters.

## Contact details

---

Email: **andrey@shestakovyachtsales.com**

Web: [shestakovyachtsales.com/en/](http://shestakovyachtsales.com/en/)

## Telephones

---

USA: **+1(954)274-4435**

## Office hours

---

Monday – Saturday: **9:00 - 21:00 EDT**

Sunday: **closed**

## Address

---



Harbour Towne Marina, 850 NE 3rd St,  
STE 213, Dania, FL 33004