

SANLORENZO88 — SANLORENZO



Судостроитель: SANLORENZO

Год постройки: 2002

Модель: Raised Pilothouse

Цена: ЦЕНА ЯХТЫ ПО ЗАПРОСУ

Местонахождение: United States

Длина общая: 88' 0" (26.82m)

Ширина: 22' 1" (6.73m)

Мин. осадка: 5' 10" (1.78m)

Макс. осадка: 7' 6" (2.29m)

Крейс. скорость: 23 Kts. (26 MPH)

Макс. скорость: 26 Kts. (30 MPH)

Купить **Sanlorenzo88 — SANLORENZO** а также выбрать подходящую вам яхту из нашего **каталога яхт** вам поможет опытный яхтенный брокер Андрей Шестаков. На сегодняшний день компания **Shestakov Yacht Sales Inc.** имеет большое количество яхт в **собственном списке продаж**, а также тесно сотрудничает со всеми крупными **яхтенными производителями** по всему миру.

Для того чтобы купить яхту **Sanlorenzo88 — SANLORENZO** а также проконсультироваться по любому вопросу связанному с покупкой, продажей, чартером яхт позвоните по телефону **+7(918)465-66-44**.

ОГЛАВЛЕНИЕ

ОГЛАВЛЕНИЕ	2
ХАРАКТЕРИСТИКИ	4
Обзор	4
Основная информация	5
Размеры	6
Скорость, вместимость и масса	6
Размещение	6
Корпус и палуба	6
Информация о двигателе	6
ПОДРОБНОЕ ОПИСАНИЕ	7
Intro	7
Accommodations	8
Salon/Dining, service access/stewardess Pantry and Hallway to owner staterooms	8
Galley/Crew Mess/Laundry/Crew Cabins	9
Access to owners/guest staterooms	11
Master Stateroom/Master Bathroom	11
VIP Stateroom 1	12
Stbd and Port Twin Staterooms	12
Engine room/ Lazarette	13
Fly Bridge	14
Disclaimer	15
Исключения	15
Отказ от ответственности	15
ФОТОГРАФИИ	16
КОНТАКТЫ	20
Контактная информация	20
Телефоны	20
Время работы	20

Адрес

20

ХАРАКТЕРИСТИКИ

Обзор

Yacht builder Giovanni Jannetti founded **Cantiere Navali San Lorenzo** shipyard in Viareggio in 1958. Each yacht is designed and produced according to the specific requests, style, and desires of the individual owner. The SL 88 is one of the most successful raised pilothouse yachts worldwide (RPH), establishing the San Lorenzo shipyard among the world leaders in GRP construction. Motor Yacht "Infinitas" SL 88 offers great interior and exterior volume due to its generous 22' 2" beam. She can easily reach speeds up to 28kts and cruise comfortably at a continuous speed of 24kts. The Atlas shore power converter allows the yacht to connect to any location in the world.

This beautiful and elegant Motoryacht has refitted or replace all of her systems.

Works performed in 2020

3000 hrs service complete by RPM in Fort Lauderdale for a total of 50k was spent on her main engine services March 2020

Generators rebuild of the fuel injection pumps and replacement of injectors with new Aug 2020

Aircondition replacement of 3 chiller compressors with new December 2020

New Carpets complete July 2020

New exterior soft goods complete July 2020

New accent paneling at Owners and guest staterooms

New Bimini installed July 2020

Both emergency Fire and Bilge pumps rebuild Dec 2020

New Battery charger installed for Starting and service batteries Dec 2020

Replaced all 4 trim tabs actuators with new Dec 2020

Rebuild of Bowthruster Dec 2020

Yard Period September 2010: New Antifouling, prop speed, zincs

New teak steps (10) at Swim platform by Teak decking systems.

New electronic Batteries

Upgrades:

Upgrades throughout current ownership since 2016

Hull and Exterior:

- New Aft Deck Sun Shade
- New Flybridge custom made Stainless Steel Guard rails at Tender area
- New Teak deck at swim platform
- Reconfigured Flybridge layout with new Italian furnishings
- New love seat at port side Flybridge helm station

Navigation Electronics:

- New Garmin electronics (check equipment at Electronics section)
- New Security and Monitoring Cameras
- New Ships computer

Engine Room:

- Complete engine room detailing including painting of bilges and machinery, New floor rubber pads
- New Atlas 45kva System installed in ER (March 2016)
- Fully serviced Tecma Toilet system including the Haman Biological treatment system and a brand new holding tank

Galley

New Miele Dryer

New Miele washer

Not Available for Sale to US citizens while in US waters

Основная информация

Тип судна: Raised Pilothouse

Подкатегория: Моторная яхта

Модельный год: 2002

Год постройки: 2002

Год обновления: 2016

Вид обновления: Mechanical, electrical, running gear, electronics

Страна: United States

Открытая палуба мостика: Да

Размеры

Длина общая: 88' 0" (26.82m)

Длина по ватерлинии: 74' 2"
(22.61m)

Ширина: 22' 1" (6.73m)

Мин. осадка: 5' 10" (1.78m)

Макс. осадка: 7' 6" (2.29m)

Скорость, вместимость и масса

Крейс. скорость: 23 Kts. (26 MPH)

Крейсерская скорость поворота:
2100 Kts.

Макс. скорость: 26 Kts. (30 MPH)

Макс. скорость поворота: 2300 Kts.

Вместимость воды: 660 Gallons

Объем топливного бака: 2906
Gallons

Размещение

Всего кают: 4

Всего коек: 6

Спальные места: 8

Всего ком. состава: 5

Каюты экипажа: 2

Койки экипажа: 4

Спальных мест экипажа: 4

Комм. состав экипажа: 2

Корпус и палуба

Материал корпуса: Fiberglass

Комплектация корпуса: Planing

Информация о двигателе

Двигатели: 2

Производитель: MTU

Тип двигателя: Inboard

Тип топлива: Diesel

ПОДРОБНОЕ ОПИСАНИЕ

Intro

Yacht builder Giovanni Jannetti founded **Cantiere Navali San Lorenzo** shipyard in Viareggio in 1958. Each yacht is designed and produced according to the specific requests, style, and desires of the individual owner. The SL 88 is one of the most successful raised pilothouse yachts worldwide (RPH), establishing the San Lorenzo shipyard among the world leaders in GRP construction. The SL 88 offers great interior and exterior volume due to its generous 22' 2" beam. She can easily reach speeds up to 28kts and cruise comfortably at a continuous speed of 24kts. The Atlas shore power converter allows the yacht to connect to any location in the world.

This beautiful and elegant Motoryacht has refitted or replace all of her systems.

Upgrades:

Hull and Exterior:

- 5 steps process Buff and wax (Feb 2019)
- New Aft Deck Sun Shade
- New Flybridge custom made Stainless Steel Guard rails at Tender area
- New Teak deck at swim platform
- Reconfigured Flybridge layout with new Italian furnishings
- New love seat at port side Flybridge helm station

Navigation Electronics:

- New Garmin electronics (check equipment at Electronics section)
- New Security and Monitoring Cameras
- New Ships computer

Engine Room:

- Complete engine room detailing including painting of bilges and machinery, New floor rubber pads
- Fully serviced Kohler Generators (Including new injectors),
- Fully serviced MTU Engines only 2850 hrs. (as of 05/06/2019)
- Fully serviced hydraulics systems
- Fully rebuild fire and bilge pumps
- New Atlas 45kva System installed in ER (March 2016)
- Fully serviced Tecma Toilet system including the Haman Biological treatment system and a brand new holding tank

Galley

New Miele Dryer

New Miele Dishwasher

Interior

New TV's for Salon and crew area

Accommodations

The Owners/Guest cabins:

Master Cabin, VIP Cabin and two Twin Berth Cabins. All with en suite bathrooms.

Crew Cabins:

The Forward crew cabins have access via the Galley/crew lounge, each cabin has an en-suite bathroom.

Salon/Dining, service access/stewardess Pantry and Hallway to owner staterooms

Entering the Salon through the large sliding glass door at the stbd you will find the wet bar in a mirrored shelf cabinet, hidden behind a door. At the same location is the custom made wine cooler with stainless steel locking door. Within the same cabinet area is the new LED TV (New in Aug 2016).

At the port side aft is the Beverage cabinet with a Scotchman Ice-maker and within the same cabinet area is a hidden a Book self and the audio surround system.

The L Shape couch and arm chair with assorted pillows and new leather fabrics provide a very comfortable seating. The two ottomans provide extra seating and they are easily stored next to the glass top with drawers coffee table.

The separation Salon/Dining Cabinet is fixed with storage cabinets. Extra storage is throughout the Salon and Dining. The lighting of the Salon and Dining is on dimmers.

Continuing forward of the dining area and at the port side is the stewardess pantry and Galley. A Scotchman Icemaker and Large Beverage Refrigerator is within the pantry. The Watertight door provides access to the port walk-around deck. An "in wall" sliding door separates the pantry from the salon.

The vessel's refrigeration (Sub-Zero large full size Freezer/refrigerators) is between the pantry and the galley

Looking forward to the stbd of the Salon is the hallway leading to the Pilothouse, the staircase for the Owners/Guests Quarters and day head. The watertight door provides access to the stbd walk-around deck. An "in wall" sliding privacy door separates the hallway with the salon.

Salon equipment/Audio Visual:

LG LED UHD TV

Sony Blue Ray DVD/Blue Ray player

BOSE Cd/Radio/Surround System with 6 Overhead Speakers

Custom Made San Lorenzo Wine Cooler

Scotchman Icemaker

Dimmable Light Switches for the overhead lights.

Galley/Crew Mess/Laundry/Crew Cabins

Continuing from the stewardess pantry forward is the well appointed galley and crew mess. All appliances are under counter. Miele Dishwasher, Stainless Steel with Waste Disposal 3 bay sink, Miele Ceramic four burner cook top with a Whirlpool overhead Exhaust fan. Next to the oven is another counter with a SubZero drawers Refrigerator Freezer combo which provide extra freezing space if necessary. The galley area is very well ventilated and at the sbd side of the galley is the crew lounge and the newly installed TV and Blue Ray. A VHF remote handset is mounted at the overhead cabinet of the galley for extra operations/safety communications.

Forward of the crew mess/lounge is the Stewardess laundry and Storage area. Within the laundry area are the full size washer and dryer. If required another set can easily be installed.

The Captain and Crew Cabins are down the staircase. Upper and lower beds with en-suite bathrooms in each cabin. The captains cabin is equipped also with the smoke/fire Alarm indicators.

Galley Equipment:

Miele oven with pan drawer,

Miele Four Burner Cooktop

Vitamix Blender

Kitchen aid Mixer 5KSM150

Icoenic Toaster

Triple bay stainless Steel Sink with Waste Disposal

InSinkartator Waste Disposal 100-2

Miele Dishwasher G4975SCVIXXL New Sep 2016

Subzero Double Drawer Refrigerator/Freezer 700 BCI-3

Whirpool Extraction Fan

Over counters Lighting

AirCondition vent over Cooktop

SubZero Freezer/Refrigerator 700 TF

Subzero Refrigerator/Freezer 700 TR

Crew Mess:

Kuerig Coffee Maker

LG TV with Sony Blue Ray

Air condition Vent,

Seating for 4 with table

Cabinetry

Laundry/Storage:

Whirpool Side By Side Washer and Dryer "GSense"

Miele Side By Side Washer and Dryer T8722 (New 2016)

Miele Vacuum Cleaner Compact C2

Hoover Air Cordless Vacuum

Stew Pantry:

Leibherr Beverage Refrigerator

Scotchman Icemaker

Access to owners/guest staterooms

Forward of the Salon at the stbd side is the hallway leading to the staircase to the Owners/ Guest staterooms via the very comfortable curved staircase. Forward is the VIP Cabin, and aft the owner's hallway are the Port and Stbd twin cabins and Master Stateroom.

Master Stateroom/Master Bathroom

The full beam Master Stateroom is located aft passing the twin staterooms and close to the center of the vessel.

The stateroom has a King size bed with build in night stands with drawers and reading lights. The two hanging closets are to the port and stbd.

The stbd side of the stateroom has a build in cabinetry with vanity and a lighted mirror together with a comfortable ottoman seat. Drawers are in each side of the vanity. Extra storage cabinetry is above the vanity mirror on the full length of the wall.

The Port side has also a build in cabinet with drawers and a very well thought shirt/suit /jacket hanging closet.

The Portholes are all easy to access and able to open for fresh air.

His and hers walk-through bathroom and toilet is aft of the bed. The stbd side has the Tecma electrical vacuum toilet and a bidet with a single sink marble counter and a medicine mirror cabinet over the sink. The port side has the single sink marble counter, a Medicine mirror cabinet over the sink and the Tecma Vacuum Toilet.

Between the his and hers toilets is a walk through white Italian marble rain shower. Easily accessed by either side.

Audio/Visual:

Sony STR DE875 Amplifier/Surround System with 4 speaker

Panasonic DVDRV31

Sony Videocassette recorder

VIP Stateroom 1

The VIP stateroom is located forward the of the Owner/Guest cabins area. It has a King size bed with build in night stands with drawers and reading lights.

At the port side is a vanity with the lighted mirror. Build in storage cabinets are on the full length of the wall.

At the stbd side the build in cabinetry is combined of drawers storage cabinets.

The portholes are all able to open.

Audio/Visual:

Pioneer Radio/CD Player

Panasonic DVDRV31

Stbd and Port Twin Staterooms

Walking aft from the staircase the stbd and port Twin mirror staterooms.

Each cabin has two Twin beds with build in nightstands and reading lights.

Both beds in both staterooms have double drawers underneath and custom build in cabinets at the outboard wall of each cabin providing extra storage.

Able to open Portholes in each cabin provide fresh air.

A hanging closet is located at the outboard side of each cabin just before the entry to their en-suite bathroom, which is decorated with Marble floors and counters. Each toilet has Tecma electrical vacuum toilets, marble single sinks and vanity mirrors.

All the portholes are able to open.

Audio/Visual:

Pioneer Cd/Radio

Panasonic DVDRV31

Cabins are wired for installation of TV's (Owner removed the TV's from all the staterooms for personal reasons).

Engine room/ Lazarette

The engine room/ Lazarette has two access points, one from the Aft Deck Hatch and one via the Watertight door at the Transom.

Entering via the Transom Watertight door is the Lazarette which you will find the following:

Idromar Watermaker 40gph

Condaria Aircondition 3 chiller fresh water loop with control panel

Dual Gianceschi Air Condition raw water pumps

HAMMAN Waste Water Treatment with control panel

Gianceschi Black Water pump,

Gianceschi Gray water pump

Electrical Switchboard panel 220V/24V

Glendining 100amp 3 phase system

Service batteries

Refrigeration compressor for Icemaker at Salon

Emergency Steering Wheel

BCS Electro hydraulic Steering Pump System

Ocean Led Underwater lights 2010HD

Power pack for Passarelle and Trim Tabs

Emergency fire Pump System

Tecnofire Fire Fighting Suppression System for Engine and Lazarette

Smoke and fire indicator and monitor

Watertight door to ER

Entering the Engine Room:

2 Large capacity intake Fans with pick ups from the upper deck

2 medium size exhaust fans with ducking to main deck port and stbd

2 MTU 16V 2000 M91 1800hp with bilge pick ups

2 ZF Transmissions with 2.536 Ratio Model 2555V

2 Kohler Generator port and stbd aft,

2 Fuel Transfer Pumps with Manifold

2 Gianceschi Fire/Bilge Pumps with suction manifold at all bilge compartments

Reverso Oil Change pump

Corey Camera with Lorex switch

2 Gianceschi fresh water pumps

Fly Bridge

The owner in February 2019 refinished and redesigned the Flybridge area. He removed all the permanent seating and replaced it with high end Italian outdoor furnishings creating a very elegant and modern layout that can be transformed according to the occasion.

Flybridge has a double access point, one via a private staircase. There is a sliding door that closes the access to the Flybridge from the Aft Deck and which is used also when at anchor to reduce the wind coming from the bow. The other access is via the Pilot-station. Coming up the stairs of the pilot-station to the Fly-bridge and at the stbd side you have the complete helm-station, with Engine controls, Tilt and Wheel Steering, 2 VHF , 1 Garmin Radar/Plotter, Bowthruster Control, Trim Tabs controls, Magnetic Compass, Depth Sounder and engine monitoring gauges and alarms.

At the port side wing is side control station, with tilt steering and bow-thruster. Engine Start /Stops buttons and engine alarm monitoring lights.

The Besenzoni Davit is servicing the Tender and Jet Ski area . Removable Custom Stainless steel rails are surrounding the Tender Area.

Disclaimer

The Company offers the details of this vessel in good faith but cannot guarantee or warrant the accuracy of this information nor warrant the condition of the vessel. A buyer should instruct his agents, or his surveyors, to investigate such details as the buyer desires validated. This vessel is offered subject to prior sale, price change, or withdrawal without notice.

Исключения







При продаже яхты исключаются личные вещи владельца.

Отказ от ответственности

Компания предоставляет описание судна или яхты добросовестно, но не может гарантировать точность этой информации, а также не ручается за техническое состояние. Покупатель должен проинструктировать своих агентов или оценщиков исследовать представленную информацию более подробно, по собственному желанию. Продажа судна или яхты, изменение цены или снятие с продажи будет происходить без предварительного уведомления.

ФОТОГРАФИИ









КОНТАКТЫ

Андрей Шестаков (Andrey Shestakov) – ведущий яхтенный брокер отдела продаж яхт и судов компании Shestakov Yacht Sales Inc. Официальный представитель Shestakov Yacht Sales Inc. для русскоговорящих клиентов в центральном офисе компании в Майами/Форт Лодердейл/Флорида/США.

Контактная информация

Email: **andrey@shestakovyachtsales.com**

Web: shestakovyachtsales.com

Телефоны

Краснодарский край: **+7(918)465-66-44**

США, Майами, Флорида: **+1(954)274-4435**

Время работы

Понедельник – Суббота: **9:00 - 21:00** EDT

Воскресенье: **Закрето**

Адрес



Harbour Towne Marina, 850 NE 3rd St, STE 213, Dania, FL 33004