

## AURA — ISLAND PACKET YACHTS



**Builder:** ISLAND PACKET YACHTS

**Year Built:** 1995

**Model:** Cruising Sailboat

**Price:** PRICE ON APPLICATION

**Location:** United States

**LOA:** 41' 6" (12.65m)

**Beam:** 12' 11" (3.94m)

**Max Draft:** 4' 8" (1.42m)

Our experienced yacht broker, Andrey Shestakov, will help you choose and buy a yacht that best suits your needs **Aura — ISLAND PACKET YACHTS** from our catalogue. Presently, at Shestakov Yacht Sales Inc., we have a wide variety of yachts available on our sale's list. We also work in close contact with all the big yacht manufacturers from all over the world.

If you would like to buy a yacht **Aura — ISLAND PACKET YACHTS** or would like help answering any questions concerning purchasing, selling or chartering a yacht, please call **+1(954)274-4435**

# TABLE OF CONTENTS

TABLE OF CONTENTS	2
SPECIFICATIONS	4
Overview	4
Basic Information	4
Dimensions	4
Speed, Capacities and Weight	4
Accommodations	5
Hull and Deck Information	5
Engine Information	5
DETAILED INFORMATION	6
Overview	6
Exclusions	9
Disclaimer	9
PHOTOS	11
2	11
3	11
4	11
5	11
6	12
7	12
8	12
9	12
10	13
11	13
12	13
13	13
14	13
15	13

17	14
16	14
18	14
19	14
20	15
21	15
22	15
23	15
24	15
25	15
26	16
27	16
28	16
29	16
30	16
31	16
32	17
33	17
35	17
34	17
36	18
<b>CONTACTS</b>	<b>19</b>
Contact details	19
Telephones	19
Office hours	19
Address	19

---

# SPECIFICATIONS

---

## Overview

---

The Island Packet 40 was one of the esteemed builder's most popular and desirable models and several have circumnavigated the globe. AURA has been well loved and used by just two owners over the past 25 years and has created hundreds of lifetime memories for her owners. She has recently had her exterior teak professionally refinished and her hull and deck compounded and waxed. All systems are in working order and she is serviceable and ready to go sailing and creating new lifetime memories.

## Basic Information

---

**Category:** Cruising Sailboat

**Model Year:** 1995

**Year Built:** 1995

**Country:** United States

## Dimensions

---

**LOA:** 41' 6" (12.65m)

**LWL:** 34' 0" (10.36m)

**Beam:** 12' 11" (3.94m)

**Max Draft:** 4' 8" (1.42m)

**Clearance:** 53' 8" (16.36m)

## Speed, Capacities and Weight

---

**Displacement:** 22800 Pounds

**Water Capacity:** 170 Gallons

**Holding Tank:** 30 Gallons

**Fuel Capacity:** 90 Gallons

---

## Accommodations

---

**Total Cabins:** 2

**Total Berths:** 4

**Total Heads:** 2

---

## Hull and Deck Information

---

**Hull Material:** Fiberglass

**Hull Finish:** Aluminum

---

## Engine Information

---

**Engines:** 1

**Manufacturer:** Yanmar

**Engine Type:** Inboard

**Fuel Type:** Diesel

---

# DETAILED INFORMATION

---

## Overview

---

### Deck & Hull

- Simpson Lawrence Anchor Windlass control at helm
- Delta 55# primary anchor w/200' all chain rode
- CQR 35# w/10' SS chain plus 150 braided rode
- Salt water washdown
- Florida-style dodger with full bimini and side sun shades
- Sunbrella pedestal cover
- Cockpit cushions
- Kato davits

Sails & Rigging Fully battened Main Roller Furling Genoa on Harken system Roller Furling Stay Sail on Harken system Cruising asymmetrical spinnaker w/gear standing and running rigging original equipment

COCKPIT WINCHES:

- 2 x Lewmar 54CST primary winches (nice upgrade from standard)
- 1 x Lewmar 40CST mainsheet/halyard winch
- 1 x Lewmar 30CST reefing winch
- 1 Lewmar 8C staysail sheet winch

### Electronics, Navigation and Entertainment At the Helm and Cockpit

- Standard Horizon Eclipse DSC VHF radio
- Raymarine RL70C Pathfinder GPS/Chart plotter/Radar
- Raymarine Autopilot in cockpit (2015)
- Raymarine ST60 Knot, depth and AWI in pedestal pod
- Ritchie SP-5 compass with IP custom grid

### At the Chart Table

- Standard Horizon Explorer VHF radio
- Panasonic Stereo with CD/AM.FM and speakers
- Raymarine ST60+ Tri data repeater
- Custom cabinetry for second shore power selector, Xantrax battery status monitor, Heart inverter controller and Ample Power Energy Monitor/Controller

### Mechanical, Electrical & Plumbing

- 12V and 110V systems
- 110V Outlets throughout

- Twin 30 amp shore power cords supply two buses
- Inlet for phone/cable TV
- 2 - 4d AGM house batteries (2017)
- Heart Freedom 25 Inverter/battery charger (2500 watt/130 amp)
- Dedicated engine (Group 27 AGM) and generator (Group 24) start batteries (genset currently not operational)
- Glacier Bay refrigeration/freezer holding plate systems
- 16,000 BTU Marine Air AC/reverse cycle heat in main saloon, ducted fore and aft
- Glacier Bay AC unit in aft cabin with independent controls
- Yanmar 50HP 4 cylinder diesel engine with 2066 hours w/Racor fuel/water separator
- Westerbeke XX genset (needs servicing)

## Galley

- Spacious wrap-around design with laminate surfaces and teak sea rails
- Microwave
- 3 Burner gimbaled stove with oven (LPG)
- Double SS sink
- Pull out trash bin
- Large storage areas able and below counter, storage drawer, cabinet and dry storage locker
- Ample storage, cabinetry and counter space
- Glacier Bay holding plate refrigeration and freezer compartments
- Overhead glass storage

Island Packet 40 - Designer Notes The Island Packet 40 is an industry benchmark for high quality cruising sailboats with its sparkling performance, superior safety and seakeeping, ease of handling and spacious and liveable accommodations. Designed with Island Packet Yachts exclusive Full Foil Keel® the 40 unifies the performance attributes of modern hull and foil designs with the superior safety, enhanced steering qualities, and more seakindly motion available only with a long keel. This feature brings numerous benefits to the cruising sailor: superior protection from damage or fouling of prop and rudder, an integral hull and keel construction for the strongest possible unified structure, a moderate draft with exceptional stability characteristics for shallow water gunkholing or worldwide voyaging, and winning performance capabilities as proven by numerous victories in prestigious international offshore sailing events. Island Packet's renowned detail, design and construction qualities provide a superb level of refinement with the 40. Every aspect of this yacht, from masthead to keel, maximizes the enjoyment of cruising. The deck's well engineered layout provides the safety and security needed in offshore conditions without sacrificing comfort or ease of use. Full length cabin top handrails, double lifelines with welded bow and stern rails, recessed foredeck with bulwarks, and a premium, slip resistant surface of a contrasting low glare gelcoat all contribute to offshore safety. All frequently used control lines are color coded and led aft to facilitate routine sail handling in the comfort and security of the cockpit. Forward, the integral bowsprit/anchor platform increases sail area and improves sheeting angles for enhanced windward performance, and provides ready stowage and immediate access for ground tackle. An electric reversing anchor

windlass, with both deck and remote cockpit mounted controls, allows easy management of anchoring tasks. The eight foot long cockpit has full length contoured seats offering plenty of room for comfortable sitting or stretching out. A premium console mounted rack and pinion steering system, jointly designed and developed by Whitlock and Island Packet Yachts, is employed for its exceptional feel and rugged reliability. Integrated into the steering console are the single lever engine control, compass, and flip-up cockpit table. A separate raised helm seat with padded backrest gives the skipper ample room and ensures good visibility and comfort. This spacious, comfortable and practical cockpit also features fresh water shower, insulated ice box for quick and easy access to snacks or beverages, locking seat hatches with access to a deep storage locker with shelf and a generous storage tray, covered engine instrument panel, recessed winch handle pockets, and two covered line bins for storage of sail control lines. The raised bridgedeck, locking companionway boards and large cockpit scuppers help insure safety at sea. Other deck refinements include large open base mooring and springline cleats with stainless steel chafe strips for dock lines, a side deck stowage bin for two non-corrosive aluminum LPG tank, comfortable and folding swim ladder, and numerous other detail conveniences. The cutter rig has long been regarded as the most versatile and manageable rig for the cruising sailor. With the addition of the 105 Yankee and the cruising gennaker, the skipper has a variety of sail combinations available that are readily adaptable to maximize comfort, safety and performance over wide range of wind and sea conditions. The generous sailplan, utilizing three simply managed sails, coupled with the easily driven, long waterline hull form, assures excellent light air performance. In addition, the power to carry sail in a breeze with excellent windward performance is ensured with the 40's high ballast to displacement ratio and excellent resistance to heel and leeway. Below decks, the 40's interior greets the cruising sailor with an inviting and comfortable arrangement plan. Two double staterooms, well separated for privacy and each with an adjoining head and shower, combine with an expansive central living area to provide a gracious setting whether entertaining dockside, cruising with family and friends, or passagemaking offshore. Upon entering through the wide companionway, one immediately senses the spacious and open flow of the interior. Overhead handrails, bulkhead handgrips and an easily maintained molded slip resistant cabin sole extending throughout the companionway, galley, head and nav station areas offer sure-footed movement while underway. A removable teak grate and dust pan at the base of the companionway allows easy access to the bilge sump. The large wraparound galley is equipped with a host of detail features for both convenience and safety and is equally functional whether underway or at rest. A three burner propane stove and oven with full safety features, two deep stainless steel sinks, exceptional locker, drawer, cabinet and counter space, and a large and well insulated refrigerator/freezer. Just forward of the galley is a full size, hinged navigation table with a generous storage tray underneath. Panels above and outboard of the table contain electrical equipment. Adjacent to the nav table, the ship's AC and DC electrical systems may be monitored and controlled on the illuminated master breaker panel. A below-table cabinet is also provided outboard for additional storage, and a slide-out chart storage drawer is located immediately behind the seat. The nav station seat is shared with the large L-shaped settee in the main salon which can be quickly converted to an extra double berth with its built-in pullout panel. All of the cushions in the yacht are upholstered with a premium fabric over five inch thick foam. The main salon spans the entire beam of the yacht, imparting a spacious feel while generous storage space is provided behind and below each settee. Large cabinets and



bookracks outboard have room for an array of entertainment equipment as well as handy access to reading materials. A foldaway bulkhead mounted table retracts for an unobstructed socializing area with a wide varnished teak and holly sole. When lowered, the large table provides for spacious dining while its built-in bottle and glass storage rack further adds to the pleasure of entertaining. Forward, the elegant full width owners stateroom features an oversized offset double berth, easily accessible from its entire port side. A full length shelf, large hanging locker, bureau storage bins, and a bank of six deep cedar lined drawers make this deluxe stateroom an inviting retreat. The adjoining private head boasts a shower with a large teak seat and contoured backrest, and a deluxe bulkhead mounted shower unit. A stylish wraparound vanity, numerous storage cabinets, and a large mirror add additional convenience and comfort. The roomy aft stateroom is equally inviting with its huge double berth, dressing seat, generous cedar lined hanging locker and storage bureau. The centrally located aft head has private access from the aft stateroom and from the companionway area and is appointed with a full length mirror, wraparound vanity and generous storage areas for an array of toiletries. A separate bulkhead mounted shower unit, removable teak seat and are further evidence of Island Packets attention to details. Numerous stainless steel opening ports, Lewmar® Offshore Series deck hatches and integral dorade type deck ventilators provide fresh air and natural light throughout the interior. A harmonious blend of tasteful designer surfaces and fabrics convey a sense of comfort and style, while a host of thoughtful details make the 40's interior as functional as it is attractive. Carefully selected teak, chosen for both grain pattern and color, is meticulously handcrafted and varnished for furniture quality fit and finish. The engine and its related equipment are mounted on a moulded engine bed with an integral drip pan. Fastidious mechanical, electrical and plumbing systems are all in evidence here and are easily accessible through a removable front panel, hinged side panels and an aft cover. Premium, lead lined sound insulation and the tightly fitting gasketed access panels keep interior noise levels low. Generous tankage for fuel, water and waste is centrally located under the cabin sole, maximizing stowage elsewhere in the yacht, minimizing trim changes with varying tank levels, and adding to the overall stability of the yacht. Fuel and water tanks are fitted with remote reading gauges. Island Packets advanced fiberglass construction technology ensures peace of mind and long term trouble-free service. All Island Packet 40 structural laminates and internal reinforcements are designed to meet or exceed rigid ABS standards for offshore yachts. Hulls are molded of knitted triaxial roving, offering easily superior impact and puncture resistance.

---

## Exclusions

Owner's personal belongings.

---

## Disclaimer

The Company offers the details of this vessel or yacht in good faith but cannot guarantee or warrant the accuracy of this information nor warrant the condition of the vessel. A buyer should instruct his representatives, agents, or his surveyors, to investigate such details as the buyer desires validated. This vessel or yacht is offered subject to prior sale, price change, or withdrawal

without notice.

# PHOTOS

2



3



4



5




6



7




8



9



10



11



12



13



14



15



16



17



18



19



20



21



22



23



24



25



26



27



28



29



30



31





32



33



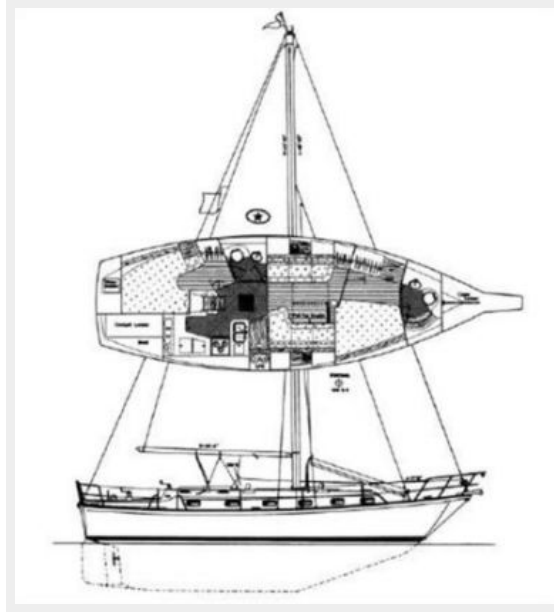
34



35



36



---

# CONTACTS

---

Andrey Shestakov, leading yacht broker of the sales department of Shestakov Yacht Sales Inc. Shestakov Yacht Sales Inc., the official representative of the Miami/Fort Lauderdale FL headquarters.

---

## Contact details

---

Email: [andrey@shestakovyachtsales.com](mailto:andrey@shestakovyachtsales.com)

Web: [shestakovyachtsales.com/en/](http://shestakovyachtsales.com/en/)

---

## Telephones

---

USA: +1(954)274-4435

---

## Office hours

---

Monday – Saturday: **9:00 - 21:00** EDT

Sunday: **closed**

---

## Address

---



Harbour Towne Marina, 850 NE 3rd St,  
STE 213, Dania, FL 33004