

FAR NIENTE — HAMPTON YACHTS



Builder: [Hampton Yachts](#)

Year Built: 2017

Model: Motor Yacht

Price: PRICE ON APPLICATION

Location: United States

LOA: 73' 0" (22.25m)

Beam: 18' 10" (5.74m)

Max Draft: 5' 2" (1.57m)

Our experienced yacht broker, Andrey Shestakov, will help you choose and buy a yacht that best suits your needs **Far Niente — Hampton Yachts** from **our catalogue**. Presently, at **Shestakov Yacht Sales Inc.**, we have a wide variety of yachts available on **our sale's list**. We also work in close contact with all the big **yacht manufacturers** from all over the world.

If you would like to buy a yacht **Far Niente — Hampton Yachts** or would like help answering any questions concerning purchasing, selling or chartering a yacht, please call **+1(954)274-4435**

TABLE OF CONTENTS

TABLE OF CONTENTS	2
SPECIFICATIONS	5
Overview	5
Basic Information	5
Dimensions	5
Speed, Capacities and Weight	6
Accommodations	6
Hull and Deck Information	6
Engine Information	6
DETAILED INFORMATION	7
Accommodations	7
Exclusions	19
Disclaimer	19
PHOTOS	21
1	21
2	21
3	21
4	21
9	21
11	21
12	21
13	21
14	22
15	22
16	22
17	22
18	22
21	22

22	22
23	22
24	23
25	23
26	23
27	23
28	23
29	23
30	23
31	23
32	24
33	24
34	24
35	24
36	24
37	24
38	24
39	24
40	25
41	25
42	25
43	25
44	25
45	25
46	25
47	25
48	26
49	26
50	26

51	26
52	26
53	26
54	26
55	26
56	27
57	27
58	27
59	27
60	27
61	27
63	27
62	27
19	28
20	28
CONTACTS	29
Contact details	29
Telephones	29
Office hours	29
Address	29

SPECIFICATIONS

Overview

The Gorgeous Endurance 720 LRC Sky Lounge boast three staterooms and three ensuite heads, crew quarters, and a very expansive sky lounge. This 720 also has two day heads, one on the main deck and the second in the Sky Lounge area. With ample social areas and formal dining for up to eight persons, the Endurance 720 LRC Sky Lounge will take you and your guests wherever you voyage in style and in luxurious comfort.

Hampton Yachts is a family business with over 50 years of experience.

Highlighting "Far Niente's" distinctions include the reliable Caterpillar C-18 1,136hp mains @ 2,300 RPM, ZF 550A gearboxes with 1.971:1 ratio, Seatorque Propulsion System, Onan 17kW & 29kW gensets, TRAC stabilizer fin system with 12' sq. ft. fins and STAR feature (At Rest Stabilization), ABT 33hp hydraulic variable speed bow and stern thrusters, Magnasine 4kW inverter, AGM Lifeline batteries, 2x Charles Iso/Isoboost transformers, Charles 20 amp, 30 amp & 50 amp battery chargers, Garmin full navigation electronics, A/V system throughout with RTI remotes, MarineAir chilled air airconditioning/heat climate systems, Webasto skylounge sunroof, 5 stations including 4 wing stations, KVH HD7 satellite TV antenna systems, Sea Recovery Aqua Matic watermaker, (2) 50amp/125/250v Glendinning Cablemasters, Custom boatdeck awning by Canvas Supply, FCI DTS Solo 3000 gpd watermaker, "Far Niente" backlit transom sign by YachtSign, Revere Offshore Commander 2.0 8 person life raft, ACR GlobalFIX V4 Epirb, Boatdeck freezer, Sternline Reel, Brower Systems 1,600lb yacht crane and 15' Walker Bay center console tender with Honda outboard.

Basic Information

Category: Motor Yacht

Model Year: 2017

Year Built: 2017

Country: United States

Fly Bridge: Yes

Cockpit: Yes

Dimensions

LOA: 73' 0" (22.25m)

Beam: 18' 10" (5.74m)

Max Draft: 5' 2" (1.57m)

Speed, Capacities and Weight

Displacement: 232000000 Pounds

Water Capacity: 400 Gallons

Holding Tank: 150 Gallons

Fuel Capacity: 2020 Gallons

Accommodations

Total Cabins: 4

Hull and Deck Information

Hull Material: Fiberglass

Engine Information

Engines: 2

Manufacturer: Caterpillar

Model: C-18

Engine Type: Inboard

Fuel Type: Diesel

DETAILED INFORMATION

Accommodations

Hull, Superstructure, and Deck

Hand-laid solid fiberglass hull with Cymax (Kevlar)

Vinylester resin for first 5 layers of hull lay-up

2 layers of Kevlar from chine to chine and 3 layers of Kevlar in the fwd collision zone

Hand-laid fiberglass deck, deckhouse & flybridge cored with high strength Divinycellfoam

Hull/deck joint through-bolted every 6", sealed with 3M 5200 sealant, and glassed over with 3 layers of fiberglass

Longitudinal and transverse stringer system

Molded F.R.P. rub rails capped with solid stainless steel trim rails

Molded non-skid F.R.P. decks

Interior structural components all properly bonded to the hull

Stainless steel 316L Oval hand rails

Stainless steel oval Bow Rail 316L fitted with mid rail

Skylounge /Deck

3 x S/S hatches for hardtop (center one is larger)

AC & DC outlets installed at the helm station; AC outlets in sky lounge

Chart storage

DCS 30" Propane BBQ

Complete engine & instrumentation displays includes compass

Davit - Brower - Power rotation 1600lb capacity

Electronic engine controls

Electronic horn remote control

Electronics - Refer to navigation section

Sky Lounge Enclosure with LED lights

Main deck to sky lounge access stairs with safety handrail

Sky lounge entertainment center.

Sky lounge air conditioning & heat

Helm station with (2) Pompanette Platinum Series helm chairs

Helm steering wheel

Samsung 40" LED TV

Hydraulic power steering

Courtesy lighting

Day Head

Luxury seating with designer materials and cherry table

Cherry & holly floor

Search light remote control

Stereo CD/AM-FM DVD player, system with speakers

Stabilizer system remote control

Stairway "molded fiberglass" from cockpit to flybridge with teak steps treads

Tempered glass windshield with wipers

Windlass remote control

Aft Deck & Swim Platform

Aircraft style transom door

Aft deck storage cabinet with Corian countertop

Boarding gates: Port & starboard FRP gates & dual aft S.S. transom gates

Boarding ladder storage - portside under wing station

Camera - GARMIN (or similar quality) reverse image center mounted under hardtop

Cleats - 2X cleats installed on the deck cap rail aft of the boarding gates

Cruising settee

Table - Cherry wood with a compass rose inlay design. (No warranty on exterior wood tables).

Fold down cabinet with 32" LED T.V. centered behind the stbd side of the salon entry door

Fresh and raw water washdown outlets

Hot and cold shower unit (Attwood) recessed behind FRP Door

Day Head

LED overhead and deck courtesy lights

Port & stbd recessed swim platform cleats

Port & stbd transom storage compartments

Recessed cablemaster channels - port & stbd swim platform

Stainless steel swim ladder

Swim platform stainless steel guard rails. 2 1/2" dia.

Teak decking on aft deck steps leading to the F/B & Swim Platform

Transom stainless steel safety grab rails

Port and Starboard wing stations with engine controls and hydraulic thruster controls

Foredeck & Side Decks

Anchor windlass: Muir 3500 dual anchor with remote station controls

Anchor 1 x 50kg Bruce polished S/S w/350' chain; 1 x 80kg Plow polished S/S w/250' chain

Deckhouse fuel fill & tank vents

Foredeck seat cushions - part of the décor package

Non-skid recessed decks with LED courtesy lights

316L Oval S.S. handrails

Shore power inlets: starboard side of P/H - (2) 240/120V/50A, (1) 125V/30A

Storage lockers- below pilothouse windows & forward inside Portuguese

bridge TV/Phone inlet: starboard side of pilothouse

2 x Upholstered barrel style chairs (décor package)

Salon table

Salon overhead decorative ceiling treatment

Stainless steel sliding entry door

Upholstered L-settee (décor package)

Salon

Décor allowance – soft goods, bedding, carpeting, granite-marble & Corian selections (see décor

allowance) 48" LED HDTV with Bose "Life Style" surround sound system

Wine cooler at bar built-in

Custom cherry paneling and cabinets with gloss finish

Cabinet for entertainment system

Carpet with underlay throughout (décor package)

Curtain box for salon door

Custom cherry end tables

Custom upholstered chair with storage below

Frameless windows in salon

Hunter Douglas Blinds

LED overhead and indirect lighting

Galley

Open design - offering unobstructed open view to the aft deck settee

Granite countertop with large sink & serving bar w/bar stools

Granite floor - heated (if diesel heat option is selected)

Broan trash compacter (or similar quality)

SubZero Under counter (4) refrigerator drawers and (2) freezer drawers;

GE profile Electric 4 burner cook top

GE Oven

GE Microwave

G.E. Dishwasher (or similar quality)

Garbage disposal

Galley drawers & storage cabinets

GFCI outlets x 4

Large undercounter S.S. sink with Grohe single lever faucet

Overhead variable intensity LED lights

Pots-n-Pans drawer

Storage next to the oven

Dining Area

Chairs with cherry table

Art Niche

A/C outlet

AC outlets at the helm station

Air-conditioning - reverse cycle

Aircraft style port & starboard doors

Storage built in overhead

Cherry & holly floor

Stair access to lower deck accommodations

Curtain box for the port & stbd aircraft style PH doors

Curtain box with Hunter Douglas blinds for windshield - (décor allowance)

Frameless windows

Bar Area

U-Line Ice Maker

U-Line Wine Cooler

Miele Coffee Maker

Novakool Refrigerator

Foyer

Curved stairway with LED courtesy lights

GE Washer & separate

Master Stateroom

Full Beam owners stateroom with walk-in head and closet behind the owners berth

3 x Cedar line hanging lockers & 1 x walk-in clothes locker

40" LED TV

Air-conditioning reverse cycle

Bed: king size bed with storage underneath

Custom S.S. dual port light design

Diesel heat outlets (if diesel heat option is selected)

Dimmer control for LED lighting

Wall sconces

Hunter Douglas Blinds

LED overhead & indirect lighting

Portside bureau with storage

Starboard side vanity with storage drawers

Stereo CD/DVD AM-FM player, sound system

Master Ensuite Head

Air-conditioning reverse cycle

Cherry vanity with storage & undercounter sink and Grohe single lever faucet

Overhead ceiling treatment with accent lighting

Granite countertop

Granite floor - heated (if diesel heat option is selected)

Grohe faucets for vanity and shower

LED lighting

Large FRP shower stall lined with Corian

Opening S/S port light

Grohe shower faucet

Shower exhaust fan

Tecma toilet

GFCI Dual outlets

VIP Stateroom

Island berth with built-in storage drawers, with storage underneath

Air-conditioning reverse cycle

26" LED TV

Carpeting with underlayment - part of decor package

Cedar lined hanging locker

Drawer storage built into the base of the island bed

Headboard reading lights

LED courtesy lights

LED overhead lighting with dimmer control

Opening S/S port lights w/screens

Skylight with ocean-Air screens

Stereo CD/DVD FM-AM player

Wrap around storage cabinets

VIP Ensuite Head

Air-conditioning reverse cycle

Cherry vanity with undercounter sink and Grohe faucet

F.R.P. molded Shower Stall with bench seat

Granite countertop

Granite floor - heated (if diesel heat option is selected)

Grohe faucets sink vanity & shower

LED overhead lighting

Opening S/S port lights x 2 w/screens

Overhead mirror in shower deck head

Shower exhaust fan

Tecma toilet

GFCI Dual outlet

Mid Guest Stateroom / 3rd with Ensuite Head

Custom Bed

Air-conditioning reverse cycle

Cherry and holly floor

Cedar lined hanging locker & drawer storage

LED overhead lighting with dimmer control

Night stand with drawer

20" LED TV; Stereo CD/DVD AM-FM STEREO player

Crews Quarters

Aircraft style transom door

2 x C-Charles Iso transformers - 2x Iso Boost with PM3

2 x Glendenning 250/125V/50A cable master systems with 75' power cords

Crew area with bunk room, desk, locker, head with vanity & separate shower stall

Refrigerator with corian counter & storage cabinets above & below

FRP decking with rubber treads in passageway; cherry & holly floor in crew cabin & base of stairs

LED overhead lighting

Engine room

Stand up headroom in engine room

CAT C-18 1136 HP diesel engines

Electronic engine controls - 5 stations

ZF transmissions

2050 gallons fuel capacity - athwartships fuel tanks

400 gallons water capacity

150 gallon holding tank capacity

2 x 20 gallon hot water tanks

Aquamet 22 stainless steel shafts 3"

Bilge pumps - 3 x automatic (2) 2000GPH & (1) 3700GPH Rule or similar brand, 1X

manual pump

Bronze Seacock's and sea strainers on engine raw water intakes

Color coded copper water lines

Color coded hydraulic lines

Parker fuel lines

Engine oil changing system upgrade for gears & generators also (Reverso or similar quality)

Engine automatic shutdown system - Seafire system

Engine room 24VDC LED lights

Engine room bulkhead insulated with extra sound insulation

Engine room emergency bilge pumping system - S.S.mainifold system utilizes engine RW pumps

Engine room fans - 24 volt x 4

Engine room fire extinguisher – Sea fire system

Engine room sound reduction insulation (sound down)

Fiberglass exhaust mufflers

F.R.P. non-skid floors with rubber treads

Fresh water outlet

Fuel vent filters - Racor marine version MA filters

High water bilge alarm

Manual bilge pump

Pressured fresh water system with Head Hunter pump w/ 24VDC back-up pump

Racor Dual 1000FG fuel filters for each engine

Racor fuel filters for the generators

S.S. engine mounts

S.S. rudders and rudder posts

S.S. safety grab rails around engines

Tides shaft seals - Shafts & rudders

Under water exhaust system with bypass to transom

Finished bilge

Electrical System

Onan 29KW/240/120V/60Hz generator with sound shield

Onan 17KW/240/120V/60Hz generator with sound shield

Air/water separators mufflers for the generators

Complete AC/DC breaker/distribution panel with lighting

1 x 50amp C-Charles 24VDC battery charger - Engine start bank

1 x 30amp C-Charles 24VDC battery charger - Bow thruster

1 x 20amp C-Charles 12VDC battery charger - Generators

10 X 115amp AGM batteries w/box for house bank

4 X 200amp batteries w/box 2x per engine for start bank

2 X 200amp batteries w/box for generators

4 X Bilge pumps, (3) 2000GPH & (1) 3700GPH automatic type - Rule brand or similar

4kw Magnasine Inverter/120A Charger with remote panel located in the pilothouse

120VAC outlets throughout -Vimar

2 X 240/120V/50A Glendenning cabledmaster systems

Aft high bilge water level alarm with warning panels in P/H and F/B

Battery selection switches for the House-Engine-Generator-Inverter battery banks w/emergency switch

Bonded electrical system

Camera monitoring system (GARMIN or similar quality). 2X cameras in the engine room and 1X on the aft deck

Color coded AC & DC wiring system

Dimmer switches for pilothouse, flybridge, salon, owners and VIP staterooms

Fuel & water level indicators - Wema brand

GFCI outlets - Vimar

Holding tank level monitor

LED overhead, courtesy & task lighting throughout ; LED lights under engine stringers

Navigation lights (Aqua signal) LED

Starboard pilothouse shore power inlets - 2X 240/120V/50A & 1X 125V/30A

Shore power protection system - galvanic isolator

Shore power selection switch

General Equipment and Options

316L Grade S.S. oval handrails on the main and flybridge decks

316L Grade S.S. for mooring cleats, chocks & anchor roller

2 X line cutters installed in front of the stabilizer fins

Air-Conditioning reverse cycle system - chilled water type

Aircraft style doors in the pilothouse

GE Washer and Dryer (or similar quality) - located in the foyer area

Preparation for water maker - thru hull, sea strainer, wiring

Central vacuum system 5X outlets

Detailed owners manual with drawings

Dockside water pressure connection

Door locksets, drawer latches & overhead light fixtures - Chrome finish

Exterior main & flybridge deck and Cockpit LED Lighting

Frameless windows

Fresh water deck wash downs at fwd, aft and flybridge

Raw water deck wash downs at fwd anchor locker and aft (Head Hunter pump)

Search light with 2x remote control stations - P/H & F/B

Ship lighting & bilge pump systems indicator panel located in the Pilothouse

Stabilizers: ABT Zero Speed with 12' Fins

Stainless steel portholes with screens

Swim platform with removable 2.5"Dia S/S guard rails

Tecma toilets

Thrusters - ABT 33HP hydraulic bow & stern thrusters

Transom door - FRP covered stainless steel aircraft style door

Trim tabs - Hynautic

Satellite system pre-wire

TV/Cable & Phone inlet - marinco PH6594 TV-SS

Underwater lights - 5X total; 3X across the transom and 1X port & stbd aft hull sides

Water maker - Prep only. Includes thru-hull/sea trainer, panel break and wiring

Electronics: See Navigation and Sat equipment list

Wood landing in foyer with "Compass Rose" inlay

Wood landing in front of washer/dryer

Navigation & Satellite equipment

Electronics - Garmin 7215 series - radar, chart plotter, touch screen monitors X3, autopilot, Dpt/Speed/

Temp, GPS, VHF radio X2, AIS, autoanchor & Magnetic Compass.

Exclusions

Owner's personal belongings.

Disclaimer

The Company offers the details of this vessel or yacht in good faith but cannot guarantee or warrant the accuracy of this information nor warrant the condition of the vessel. A buyer should instruct his representatives, agents, or his surveyors, to investigate such details as the buyer desires validated. This vessel or yacht is offered subject to prior sale, price change, or withdrawal without notice.

PHOTOS


1




2




3




4




9




11



12



13



14



15



16



17



18



21



22



23



24



25




26




27




28



29



30



31




32




33




34




35




36




37



38



39



40



41



42



43



44



45




46




47




48




49




50




51




52




53



54



55




56



57




58



59




60



61



63



62



19



20



CONTACTS

Andrey Shestakov, leading yacht broker of the sales department of Shestakov Yacht Sales Inc. Shestakov Yacht Sales Inc., the official representative of the Miami/Fort Lauderdale FL headquarters.

Contact details

Email: **andrey@shestakovyachtsales.com**

Web: shestakovyachtsales.com/en/

Telephones

USA: **+1(954)274-4435**

Office hours

Monday – Saturday: **9:00 - 21:00** EDT

Sunday: **closed**

Address



Harbour Towne Marina, 850 NE 3rd St, STE 213, Dania, FL 33004