

FAR NIENTE — PAMA



Builder: PAMA

Year Built: 2005

Model: Motor Yacht

Price: PRICE ON APPLICATION

Location: United States

LOA: 62' 0" (18.90m)

Beam: 17' 6" (5.33m)

Min Draft: 4' 5" (1.35m)

Our experienced yacht broker, Andrey Shestakov, will help you choose and buy a yacht that best suits your needs **Far Niente — PAMA** from **our catalogue**. Presently, at **Shestakov Yacht Sales Inc.**, we have a wide variety of yachts available on **our sale's list**. We also work in close contact with all the big **yacht manufacturers** from all over the world.

If you would like to buy a yacht **Far Niente — PAMA** or would like help answering any questions concerning purchasing, selling or chartering a yacht, please call **+1(954)274-4435**

TABLE OF CONTENTS

TABLE OF CONTENTS	2
SPECIFICATIONS	4
Basic Information	4
Dimensions	4
Speed, Capacities and Weight	4
Accommodations	4
Hull and Deck Information	4
Engine Information	5
DETAILED INFORMATION	6
Accommodations	6
Exclusions	10
Disclaimer	10
PHOTOS	12
1	12
2	12
3	12
4	12
5	12
6	12
7	12
8	12
9	13
10	13
11	13
12	13
13	13
14	13
15	13

16	13
17	14
18	14
19	14
20	14
21	14
22	14
23	14
24	14
25	15
26	15
27	15
28	15
29	15
30	15
31	15
32	15
33	16
34	16
35	16
36	16
37	16
CONTACTS	17
Contact details	17
Telephones	17
Office hours	17
Address	17

SPECIFICATIONS

Basic Information

Category: Motor Yacht

Model Year: 2005

Year Built: 2005

Country: United States

Fly Bridge: Yes

Cockpit: Yes

Dimensions

LOA: 62' 0" (18.90m)

Beam: 17' 6" (5.33m)

Min Draft: 4' 5" (1.35m)

Speed, Capacities and Weight

Displacement: 114000000 Pounds

Water Capacity: 350 Gallons

Holding Tank: 80 Gallons

Fuel Capacity: 1200 Gallons

Accommodations

Total Cabins: 3

Hull and Deck Information

Hull Material: Fiberglass

Engine Information

Engines: 2

Manufacturer: MTU

Model: Series 60

Engine Type: Inboard

Fuel Type: Diesel

DETAILED INFORMATION

Accommodations

Salon & Interior

"FAR NIENTE" was delivered with the following custom features and upgrades: SATIN FINISH CHERRY WOOD interior with gloss horizontal surfaces with inlay; cherry and holly sole at the galley and pilothouse; diesel fired KABOLA HOT WATER HEAT system throughout the boat, zoned for heat control in individual compartments, and reverse cycle air conditioning. Upgraded audio/visual systems including 42-inch PLASMA SCREEN TV on a lift at the salon entertainment center; Sony stereo with 5-disc CD and DVD player at the salon entertainment center. CUSTOM DETAIL features include WALL SCONCES with dimmer; custom PAINTED OVERHEAD "World Map" feature in the lower foyer; custom glass ART PIECE in the foyer art niche; custom HUNTER DOUGLAS "SILOUETTES" at the salon, pilothouse and master; ULTRA LEATHER on all vertical surfaces; plus UPGRADED FABRICS and CARPETING throughout.

FEATURES include the following:

SOFT VINYL HEADLINER
24v CEILING LIGHTS
FRAMELESS WINDOW
SSALON LIGHT
TINTED WINDOWS
VALANCE WITH DRAPERY
ROPE LIGHT IN VALANCE
2 X BARREL
CHAIRS
INTERCOM STATIONS
SUB ZERO CUSTOM WINE CAPTAIN
ELECTRIC ADJUSTABLE
HI-LO TEAK TABLE
CABINET AND DRAWER STORAGE
WET BAR WITH SINGLE FAUCET
SINK, AND GRANITE COUNTER
TOP
CEMAKER AND BOTTLE STORAGE
CABINET
STAIR LIGHTS
STAINLESS STEEL SLIDING DOORS TO COCKPIT
AIR CONDITIONING

Master Stateroom

The Master Stateroom is Spacious & Elegant. It's Creative design offers an abundance of storage, including a large walk-in clothes locker, vanity and a ensuite bath with marble countertop & floors and a large shower. KING SIZED DOUBLE BED WITH 6-INCH CUSTOM FOAM MATTRESS, ROPE LIGHTS AROUND
MIRRORED BACK WALL AND
OVERHEAD
DETAIL ABOVE BED
PILLOW X 2 WITH SHAM
BED COVER
DRAWERS UNDER
BED
WALK-IN, CEDAR LINED HANGING LOCKER WITH LIGHT
ENTERTAINMENT CENTER
WITH 26" FLAT SCREEN TV, CABLE & ANTENNA, DDS Satellite
STEREO & SPEAKERS, DVD
& CD PLAYER
HEAT & AIR CONDITIONING
CUSTOM READING LIGHTS ON DIMMERS
SOFT VINYL HEADLINER
4X STAINLESS STEEL PORTHOLE WITH DRAPERY, FLY SCREEN, AND
CUSTOM HUNTER DOUGLAS SILOUETTE
CEILING LIGHT X 6
ROPE LIGHT IN
VALANCE
CARPETED SOLE
DESK WITH DRAWERS
BOOKSHELF WITH
DRAWERS
INTERCOM STATION
GRANITE HEATED SOLE IN MSR
HEATED TOWEL BAR

VIP Guest Stateroom

The VIP Stateroom offers a center queen bed, cedar lined hanging lockers and private

access to the Guest Head. SOFT VINYL HEADLINER CEILING LIGHTS QUEEN SIZED BERTH, WITH 6-INCH CUSTOM FOAM MATTRESS, INDIRECT LIGHTS AROUND DRAWERS UNDER THE BERTH, BERTH HINGED AND SUPPORTED BY GAS SHOCKS TO ACCESS STORAGE AND EQUIPMENT BED COVER PILLOW X 2 WITH SHAM CEDAR LINED HANGING LOCKER WITH AUTO LIGHT; FULL LENGTH BEVELED MIRROR INSET ON DOOR FLAT SCREEN TV WITH WIRING FOR CABLE, DDS SATELLITE, DVD, CD PLAYER, ANTENNA, STEREO & SPEAKERS READING LIGHT X 2 STAINLESS STEEL PORT HOLE WITH DRAPERY & FLY SCREEN BUILT-IN SEAT PORT SIDE PRIVATE ACCESS TO VIP HEAD AND SHOWER

Guest Stateroom

The Guest Stateroom is located just aft of the VIP and features twin side-by-side twins, flatscreen TV, cedar lined hanging locker. TWIN SIDE BY SIDE BERTHS, WITH HANGING AND TV LOCKER, INDIRECT LIGHTS PILLOW X 2 WITH SHAM BED COVER CEDAR-LINED HANGING LOCKER WITH AUTO LIGHT READING LIGHT X 2 SOFT VINYL HEADLINER 12v CEILING LIGHT CARPETED SOLE STAINLESS STEEL PORTHOLE WITH DRAPERY & FLY SCREEN FLAT SCREEN TV WITH DDS SATELLITE DVD-CD PLAYER STEREO, SPEAKERS AND ANTENNA

Heads & Sanitation System

The heads feature Marble Countertops & Floors, Vac-U-Flush toilets & Large Stall Showers GRANITE COUNTERTOP SINK, WITH HOT/COLD WATER & GROHE FAUCET MEDICINE CABINET WITH MIRRORED DOORS, LIGHTS 110v OUTLET, GFI TYPE "VAC-U-FLUSH" MARINE TOILETS, HOUSE-TYPE 24v OVERHEAD LIGHTS HEATED GRANITE SOLE, MSR HEATED TOWEL BAR, MSR LOWERED MIRRORED CEILING WITH INDIRECT LIGHTS AND VENT BEHIND SEPARATE STALL SHOWER HOT/COLD WATER SHOWER HEAD SHOWER WITH AUTO SUMP PUMP SHOWER SEAT FRP NON-SKID FOR SHOWER SOLE 80G HOLDING TANK WITH MACERATOR & Y-VALVE EXHAUST FAN WHITE FRP FINISHED INTERIOR FOR SHOWER

Galley

The Large Open U-Shaped galley offers excellent food preparation space, Top of the line galley equipment and an exceptional 360 degree view. WOLF DOWNDRAFT GALLEY VENT FISHER PAYKEL DRAWER DISHWASHER H/C FRESHWATER SUPPLY WITH GAUGE CHERRY CABINETRY AND DRAWER STORAGE FRANKE "BEACH" SINK WITH CUTTING BOARD AND ACCESSORIES SINGLE LEVER GROHE FAUCET GARBAGE DISPOSAL WITH AIR SWITCH BROAN TRASH COMPACTOR GAGGENAU CUSTOM COOKTOP MIELE CONVECTION OVEN GE OVERHEAD MICROWAVE OVEN SUB ZERO 700 GALLEY REFRIGERATOR WITH 2-DRAWER FREEZER BUILT-IN U-LINE ICE MAKER - SALON LIGHT OVER COOK TOP OVERHEAD DISH CABINET GRANITE COUNTERTOP SOLID CHERRY AND HOLLY SOLE OUTLETS GFCI PROTECTED

Helm, Electronics, & Navigation Equipment

The Pilothouse Helm is centrally located and offers two Stidd helm seats and a forward facing cruising settee. Fender & line attending is made easy with the "aircraft style" port & stbd pilothouse doors. GARMIN ELECTRONICS(2016)(2) ICOM M602 VHF RADIOS(2) SHAKESPEARE 5230 VHF 14' ANTENNAE(2) NEWMAR PA40/30 HAIL HORNELBEX EXC9/4 COLOR CAMERA 1/2-INCH LENS WITH COVERELBEX EXC9393HKW CAMERA WITH PAN, TILT, ZOOMELBEX EXS145 SELECTOR WITH PTZCAMERA TO MONITOR RF CONVERTER (FOR NEC MONITOR)CUSTOM MADE STEERING WHEELINTERCOM STATION3 X WINDSHIELD WIPERS WITH WASHERSELECTRONIC ENGINE CONTROLS WITH SYNCHRONIZERAC & DC SWITCH BOARDSCUSTOM THIRD CONTROL STATION BUILT INTO THE COCKPITFULL ENGINE GAUGES AT HELM CONSOLESLIDING DOORS PORT AND STARBOARD IN THE PILOTHOUSE(2016)HALOGEN CEILING LIGHTS2X STIDD HELM SEATSCOMPASSCHERRY AND HOLLY PILOTHOUSE SOLESEATEL 2498S SATELLITE TV ANTENNADIGITAL DA 4000SBR WIRELESS CELLUAR AMPLIFIERDIGITAL 567CW CELLULAR 8' ANTENNADIGITAL 538AW AM/FM 8' ANTENNA

Electrical System

Northern Lights 20KW generator, Prosine & Magnum Inverters & Glendinning 240V/50Amp Cablemaster shore cord system.COLOR CODED AND MARKED WIRINGAC 220v 110v CIRCUIT BREAKER PANEL WITH VOLT & AMP METERSDC 12v CIRCUIT BREAKER PANEL WITH VOLT & AMP METERSEACH CIRCUIT WITH DEDICATED CIRCUIT BREAKER"NORTHERN LIGHTS" 20KW GENERATOR (UPGRADED FROM STANDARD 16KW) WITH SOUND SHIELD, MUFFLER, GAUGES, AND GAS/SMOKE SEPARATOR(2) "PROSINE" 4000-WATT INTERVERTER/CHARGERS, WITH REMOTE PANELTINNED WIRES12v DC LIGHTING FOR INTERIOR & EXTERIORINTERNATIONAL RUNNING LIGHTSPREWIRE FOR STEREO & SPEAKERSTV/PHONE CONNECTIONSSHORE POWER INLET 50 AMP FORWARD AND AFT(2) SETS OF HOUSE BATTERIES"WESMAR" BOW THRUSTER 12-INCH HYDRAULIC 23-HP, DUAL CONTROLROUTLETS FOR ENGINE ROOM, COCKPIT, SALON, GALLEY, PILOTHOUSE, FLYBRIDGE, MASTER/GUEST/CHILD CABINS, MASTER/GUEST HEADSTV ANTENNA AND COAXIAL CABLE TO SALON AND STATEROOMBATTERY CUTOFF SWITCH, PARALLEL SWITCH: MANUAL AND AUTOMATICBATTERY SELECT SWITCHTRUECHARGE 40 PLUS 3-BANK BATTERY CHARGERCENTRAL VACUUM SYSTEMWASHER/DRYER, HOUSEHOLD-TYPE"GLENDINNING" CABLE MASTER: WITH 75' OF 120/240V/50A SHORE CABLE"NEWMAR" GI ISOLATION TRANSFORMERREVERSE POLARITY ALARMGFI OUTLETS FOR HEADS AND GALLEYSS JUNCTION BOX IN RUDDER ROOMCOMPLETE OWNERS MANUAL

Flying Bridge

The Flying Bridge offers a center helm station with (2) Stidd helm chairs, a L-shaped cruising settee, refrigerator/icemaker and serving bar. Hard bottom inflatable with a Steelhead davit for deploying & retrieving the tender.CENTERED HELM CONSOLE(2) STIDD HELM SEATSELECTRONIC ENGINE CONTROLS WITH SYNCHRONIZERSTAINLESS STEEL STEERING WHEELFULL ENGINE GAUGESTRIM TAB INDICATORSENGINE ALARM

SYSTEM (HIGH TEMP, LOW OIL)HELM SIDE SWITCH PANELDC WATER PROOF
 OUTLETCOMPASSINTERCOM STATIONRAYMARINE RADAR/CHART PLOTTERCUSTOM
 WET BAR WITH BUILT-IN STOOLS, U-LINE REFRIGERATOR & ICEMAKERSTAINLESS
 STEEL RAILING AROUND DECKMOLDED ARCH, ARCH LIGHTSSTEREO
 SPEAKERSEXTENDED AFT DECKSEATING WITH CUSTOM CUSHIONSSTORAGE UNDER
 SEATSTABLEWIRELESS TV BUILT IN TO THE FLYBRIDGE

Deck, Hull, Hardware & Outfitting

Stepping aboard "Far Niente" from the dock is made easy with the molded-in port & stbd curved stairs. Once on board there is a large aft deck with a built-in settee & Cherry table. Getting to the foredeck is easy via the wide recessed side walkways. Getting to the flybridge can be done either via the aft deck stairs or from the pilothouse.BIMINI TOP & FULL BRIDGE COVERTEENDER COVERTEAK DECKING AT COCKPIT SOLETEAK DECKING AT INTEGRAL SWIMSTEP STAIRS TO FLYBRIDGETEAK CAPRAIL AROUND COCKPIT AREATEAK INLAID TABLE AT COCKPIT316 # STAINLESS STEEL HAND RAILS, 1-1/4" RAIL AND STANCHIONSSTAINLESS STEEL FLAG STAFFSTAINLESS STEEL ANCHOR ROLLERMAXWELL VWC-3500 ANCHOR WINCHDUAL DIRECTION ANCHOR WINCH CONTROLS, 3 STATION WITH REMOTE.STAINLESS STEEL COMBINATION HAWSE PIPE CLEAT, LOCATED BOW, MIDSHIPS, AND STERN.PVC RUBRAIL, WITH STAINLESS STEEL INSERT.CHAIN LOCKER WITH WASHING FAUCETS (FRESH AND SEA WATER).FIBERGLASS MOLDED NON-SKID DECKSSTAINLESS STEEL & GLASS DOOR TO FLYBRIDGEVENTILATION HATCH IN THE PILOTHOUSE OVERHEAD.ANTI-CORROSION BONDING SYSTEM, WITH TRANSOM ZINC PLATES.(6) BLACK MOORING FENDERS110-LB BRUCE ANCHOR WITH 235' OF 3/8" HI-TEST CHAIN RODEWIPER AND WASHER SYSTEM FOR FORWARD WINDOWS.ESCAPE DECK HATCH AT FOREDECK, SUN PAD.RECESSED STAINLESS STEEL PORTHOLESDECK LIGHTS & RUNNING LIGHTSSTAINLESS STEEL TRANSOM GATESHOT/COLD FRESHWATER SHOWER AT TRANSOM.SEA WATER WASHDOWN SYSTEM WITH AUTOMATIC PUMP.ELECTRONIC ENGINE & THRUSTER COCKPIT CONTROL STATION.SHORE POWER, TV/PHONE, WATER INLETSWIDE SWIM PLATFORM WITH STAINLESSSTEEL STRIPE AROUND.3' X 2" STAINLESS STEEL SUPPORT LAZARETTE ACCESS VIA A AIRCRAFT TYPE TRANSOM DOOR.FOLD-OUT SWIM LADDERDUAL TRUMPET MARINE AIR HORN

Engine Room, Lazarette & Bilge

The Engine room & Lazarette are arranged to offer a well organized & spacious storage and work space. The lazarette houses the N.L. generator, two ProSine inverters, engine & battery switches, and the Kabola hot water diesel furnace. Access to the Lazarette is either via the watertight transom door or deck hatch on the aft deck.TWIN MTU SERIES 60 825-HP DIESEL ENGINES.2.5:1 MARINE GEARFLEXIBLE ENGINE MOUNTSFIBERGLASS OIL PANS3-STATION ELECTRONIC ENGINE CONTROLS WITH SYNCHRONIZER.ALARM SYSTEM (AUDIO, VOLT, TEMP)STAINLESS STEEL 3-INCH SHAFTSBRONZE STRUTS AND CUTLASS BEARINGSDRIPLESS SHAFT LOGS,

W/CROSSOVER COOLING.FOUR-BLADED PROPELLERS"RACOR" FUEL FILTERS: DUAL-FILTER 1000 FG'S FOR ENGINES & 220FG FOR GENERATORFRP ENGINE ROOM & LAZ DECKING FLOORS."NORTHERN LIGHTS" 20KW GENERATOR WITH NEW STYLE SOUND SHIELD & WATER/GAS SEPARATOR.POLISHED STAINLESS STEEL ENGINE BEDS.STAINLESS STEEL RUDDERS AND RUDDER POSTSHYNAUTIC HYDRAULIC TRIM TABSCUSTOM VENTILATION SYSTEM - 110V & 24V WITH THERMOSTATSBRONZE THRU-HULLS, W/VALVE, DOUBLE CLIPSALUMINUM FUEL TANKS WITH GAUGE, SIGHT TUBE, AND INSPECTION HATCHFUEL TANK SHUT-OFF VALVES.STAINLESS STEEL FRESHWATER TANKS WITH SIGHT TUBE.FRESHWATER TAP IN ENGINE ROOM WITH 10' HOSECOLOR CODED TUBING FOR FUEL, COLD/HOT WATERHEAD HUNTER 110V & 24V FRESHWATER PUMPS.TWO 20-GALLON STAINLESS HOT WATER TANKS WITH HEAT EXCHANGER.BATTERIES WITH FRP BOXES:2 X 200 AMP HOUR 8D ENGINE START BATTERIES, ISOLATED & CHARGED BY THE PORT ENGINE ALTERNATOR AND A TRUECHARGE 40 PLUS 3-BANK BATTERY CHARGER1 X 120 AMP HOUR GENERATOR BATTERY16 X 200 AMP HOUR 6v HOUSE BATTERIES CHARGED BY THE PROSINE INVERTER/CHARGER, ON SHORE POWER, OR GENERATOR, AND BY THE 130 AMP STARBOARD ENGINE ALTERNATOR2 X 120 AMP HOUR THRUSTER BATTERIESBATTERY SELECT SWITCHTRUECHARGE 40 PLUS X 2 BATTERY CHARGERS6 X 24v BILGE PUMPS (RULE 1500) WITH FLOAT SWITCHES, 3 X HIGH WATER LEVEL ALARM.FLUORESCENT LIGHTS & 24V LIGHTSINTERCOM STATIONAUTO FIRE EXTINGUISHER SYSTEM WITH ALARM LIGHTHEAVY DUTY FRP STRINGERSWHITE POLYESTER PAINTED BILGECOMMON DRAINING SYSTEM TO SIDES OF HULL FOR: SINK, DECK, SHOWER, BILGE, ETC.UNDER WATER EXHAUST SYSTEM WITH BY-PASS TO TRANSOM SIDESOIL CHANGE PUMP KIT FOR ENGINES AND GENERATOR.

Hull & Superstructure

HAND-LAID, GELCOATED FRP HULLSOLID FIBERGLASS HULL BOTTOM, FIRST 3 LAYERS WITH ACID-PROOF RESIN"NIDA CORE" HONEYCOMB-CORED HULL SIDES ABOVE WATERLINE, VACUUM BAGGED"NIDA CORE" CORED FLOORS & BULKHEADS, VACUUM BAGGED"NIDA CORE" DECK & FLYBRIDGE HONEYCOMB-CORED, VACUUM BAGGEDEPOXY BOTTOM PAINT, ANTI-FOULINGFOAM-CORED FRP STRINGERS WITH STEEL REINFORCMENTS AT ENGINE MOUNTSSHAFT TUNNELSSTEEL HEAD 1500-LBS. LOW-PROFILE DAVIT, HYDRAULIC LIFT & POWER ROTATIONBOW & STERN(2016)THRUSTERS, 24V

Exclusions

Owner's personal belongings.


Disclaimer

The Company offers the details of this vessel or yacht in good faith but cannot


guarantee or warrant the accuracy of this information nor warrant the condition of the vessel. A buyer should instruct his representatives, agents, or his surveyors, to investigate such details as the buyer desires validated. This vessel or yacht is offered subject to prior sale, price change, or withdrawal without notice.

PHOTOS


1




2




3




4




5




6



7




8



9




10



11




12



13




14



15




16



17



18



19




20




21




22



23




24



25




26



27




28



29




30



31



32



33



34




35



36



37



CONTACTS

Andrey Shestakov, leading yacht broker of the sales department of Shestakov Yacht Sales Inc. Shestakov Yacht Sales Inc., the official representative of the Miami/Fort Lauderdale FL headquarters.

Contact details

Email: **andrey@shestakovyachtsales.com**

Web: shestakovyachtsales.com/en/

Telephones

USA: **+1(954)274-4435**

Office hours

Monday – Saturday: **9:00 - 21:00** EDT

Sunday: **closed**

Address



Harbour Towne Marina, 850 NE 3rd St, STE 213, Dania, FL 33004