

FAR NIENTE — PAMA



Судостроитель: PAMA

Год постройки: 2005

Модель: Моторная яхта

Цена: ЦЕНА ЯХТЫ ПО ЗАПРОСУ

Местонахождение: United States

Длина общая: 62' 0" (18.90m)

Ширина: 17' 6" (5.33m)

Мин. осадка: 4' 5" (1.35m)

Купить **Far Niente — PAMA** а также выбрать подходящую вам яхту из нашего **каталога яхт** вам поможет опытный яхтенный брокер Андрей Шестаков. На сегодняшний день компания **Shestakov Yacht Sales Inc.** имеет большое количество яхт в **собственном списке продаж**, а также тесно сотрудничает со всеми крупными **яхтенными производителями** по всему миру.

Для того чтобы купить яхту **Far Niente — PAMA** а также проконсультироваться по любому вопросу связанному с покупкой, продажей, чартером яхт позвоните по телефону **+7(918)465-66-44**.

ОГЛАВЛЕНИЕ

ОГЛАВЛЕНИЕ	2
ХАРАКТЕРИСТИКИ	4
Основная информация	4
Размеры	4
Скорость, вместимость и масса	4
Размещение	4
Корпус и палуба	4
Информация о двигателе	5
ПОДРОБНОЕ ОПИСАНИЕ	6
Accommodations	6
Исключения	10
Отказ от ответственности	10
ФОТОГРАФИИ	12
1	12
2	12
3	12
4	12
5	12
6	12
7	12
8	12
9	13
10	13
11	13
12	13
13	13
14	13
15	13

16	13
17	14
18	14
19	14
20	14
21	14
22	14
23	14
24	14
25	15
26	15
27	15
28	15
29	15
30	15
31	15
32	15
33	16
34	16
35	16
36	16
37	16
КОНТАКТЫ	17
Контактная информация	17
Телефоны	17
Время работы	17
Адрес	17

ХАРАКТЕРИСТИКИ

Основная информация

Тип судна: Моторная яхта	Модельный год: 2005
Год постройки: 2005	Страна: United States
Открытая палуба мостика: Да	Кубрик: Да

Размеры

Длина общая: 62' 0" (18.90m)	Ширина: 17' 6" (5.33m)
Мин. осадка: 4' 5" (1.35m)	

Скорость, вместимость и масса

Водоизмещение: 114000000 Pounds	Вместимость воды: 350 Gallons
Вместимость сточного бака: 80 Gallons	Объем топливного бака: 1200 Gallons

Размещение

Всего кают: 3

Корпус и палуба

Материал корпуса: Fiberglass

Информация о двигателе

Двигатели: 2

Производитель: MTU

Модель: Series 60

Тип двигателя: Inboard

Тип топлива: Diesel

ПОДРОБНОЕ ОПИСАНИЕ

Accommodations

Salon & Interior

"FAR NIENTE" was delivered with the following custom features and upgrades: SATIN FINISH CHERRY WOOD interior with gloss horizontal surfaces with inlay; cherry and holly sole at the galley and pilothouse; diesel fired KABOLA HOT WATER HEAT system throughout the boat, zoned for heat control in individual compartments, and reverse cycle air conditioning. Upgraded audio/visual systems including 42-inch PLASMA SCREEN TV on a lift at the salon entertainment center; Sony stereo with 5-disc CD and DVD player at the salon entertainment center. CUSTOM DETAIL features include WALL SCONCES with dimmer; custom PAINTED OVERHEAD "World Map" feature in the lower foyer; custom glass ART PIECE in the foyer art niche; custom HUNTER DOUGLAS "SILOUETTES" at the salon, pilothouse and master; ULTRA LEATHER on all vertical surfaces; plus UPGRADED FABRICS and CARPETING throughout.

FEATURES include the following:

SOFT VINYL HEADLINER
24v CEILING LIGHTS
FRAMELESS WINDOW
SSALON LIGHT
TINTED WINDOWS
VALANCE WITH DRAPERY
ROPE LIGHT IN VALANCE
2 X BARREL
CHAIRS
INTERCOM STATIONS
SUB ZERO CUSTOM WINE CAPTAIN
ELECTRIC ADJUSTABLE
HI-LO TEAK TABLE
CABINET AND DRAWER STORAGE
WET BAR WITH SINGLE FAUCET
SINK, AND GRANITE COUNTER
TOPICEMAKER AND BOTTLE STORAGE
CABINET
STAIR LIGHTS
STAINLESS STEEL SLIDING DOORS TO COCKPIT
AIR CONDITIONING

Master Stateroom

The Master Stateroom is Spacious & Elegant. It's Creative design offers an abundance of storage, including a large walk-in clothes locker, vanity and a ensuite bath with marble countertop & floors and a large shower. KING SIZED DOUBLE BED WITH 6-INCH CUSTOM FOAM MATTRESS, ROPE LIGHTS AROUND
MIRRORED BACK WALL AND
OVERHEAD
DETAIL ABOVE BED
PILLOW X 2 WITH SHAM
BED COVER
DRAWERS UNDER
BED
WALK-IN, CEDAR LINED HANGING LOCKER WITH LIGHT
ENTERTAINMENT CENTER
WITH 26" FLAT SCREEN TV, CABLE & ANTENNA, DDS Satellite
STEREO & SPEAKERS, DVD
& CD PLAYER
HEAT & AIR CONDITIONING
CUSTOM READING LIGHTS ON DIMMERS
SOFT VINYL HEADLINER
4X STAINLESS STEEL PORTHOLE WITH DRAPERY, FLY SCREEN, AND
CUSTOM HUNTER DOUGLAS SILOUETTE
CEILING LIGHT X 6
ROPE LIGHT IN
VALANCE
CARPETED SOLE
DESK WITH DRAWERS
BOOKSHELF WITH
DRAWERS
INTERCOM STATION
GRANITE HEATED SOLE IN MSR
HEATED TOWEL BAR

VIP Guest Stateroom

The VIP Stateroom offers a center queen bed, cedar lined hanging lockers and private

access to the Guest Head. SOFT VINYL HEADLINER CEILING LIGHTS QUEEN SIZED BERTH, WITH 6-INCH CUSTOM FOAM MATTRESS, INDIRECT LIGHTS AROUND DRAWERS UNDER THE BERTH, BERTH HINGED AND SUPPORTED BY GAS SHOCKS TO ACCESS STORAGE AND EQUIPMENT. BED COVER. PILLOW X 2 WITH SHAM. CEDAR LINED HANGING LOCKER WITH AUTO LIGHT; FULL LENGTH BEVELED MIRROR INSET ON DOOR. FLAT SCREEN TV WITH WIRING FOR CABLE, DDS SATELLITE, DVD, CD PLAYER, ANTENNA, STEREO & SPEAKERS. READING LIGHT X 2. STAINLESS STEEL PORT HOLE WITH DRAPERY & FLY SCREEN. BUILT-IN SEAT PORT. SIDE PRIVATE ACCESS TO VIP HEAD AND SHOWER.

Guest Stateroom

The Guest Stateroom is located just aft of the VIP and features twin side-by-side twins, flatscreen TV, cedar lined hanging locker. TWIN SIDE BY SIDE BERTHS, WITH HANGING AND TV LOCKER, INDIRECT LIGHTS. PILLOW X 2 WITH SHAM. BED COVER. CEDAR-LINED HANGING LOCKER WITH AUTO LIGHT. READING LIGHT X 2. SOFT VINYL HEADLINER. 12v CEILING LIGHT. CARPETED SOLE. STAINLESS STEEL PORTHOLE WITH DRAPERY & FLY SCREEN. FLAT SCREEN TV WITH DDS SATELLITE. DVD-CD PLAYER. STEREO, SPEAKERS AND ANTENNA.

Heads & Sanitation System

The heads feature Marble Countertops & Floors, Vac-U-Flush toilets & Large Stall Showers. GRANITE COUNTERTOP. SINK, WITH HOT/COLD WATER & GROHE FAUCET. MEDICINE CABINET WITH MIRRORED DOORS, LIGHTS. 110v OUTLET, GFI TYPE "VAC-U-FLUSH" MARINE TOILETS, HOUSE-TYPE. 24v OVERHEAD LIGHTS. HEATED GRANITE SOLE, MSR HEATED TOWEL BAR, MSR LOWERED MIRRORED CEILING WITH INDIRECT LIGHTS AND VENT BEHIND. SEPARATE STALL SHOWER. HOT/COLD WATER SHOWER HEAD. SHOWER WITH AUTO SUMP PUMP. SHOWER SEAT. FRP NON-SKID FOR SHOWER SOLE. 80G HOLDING TANK WITH MACERATOR & Y-VALVE. EXHAUST FAN. WHITE FRP FINISHED INTERIOR FOR SHOWER.

Galley

The Large Open U-Shaped galley offers excellent food preparation space, Top of the line galley equipment and an exceptional 360 degree view. WOLF DOWN DRAFT GALLEY VENT. FISHER PAYKEL DRAWER DISHWASHER. H/C FRESHWATER SUPPLY WITH GAUGE. CHERRY CABINETRY AND DRAWER STORAGE. FRANKE "BEACH" SINK WITH CUTTING BOARD AND ACCESSORIES. SINGLE LEVER GROHE FAUCET. GARBAGE DISPOSAL WITH AIR SWITCH. BROAN TRASH COMPACTOR. GAGGENAU CUSTOM COOKTOP. MIELE CONVECTION OVEN. GE OVERHEAD MICROWAVE OVEN. SUB ZERO 700 GALLEY REFRIGERATOR WITH 2-DRAWER FREEZER. BUILT-IN U-LINE ICE MAKER - SALON LIGHT OVER COOK TOP. OVERHEAD DISH CABINET. GRANITE COUNTERTOP. SOLID CHERRY AND HOLLY SOLE. OUTLETS GFCI PROTECTED.

Helm, Electronics, & Navigation Equipment

The Pilothouse Helm is centrally located and offers two Stidd helm seats and a forward facing cruising settee. Fender & line attending is made easy with the "aircraft style" port & stbd pilothouse doors. GARMIN ELECTRONICS(2016)(2) ICOM M602 VHF RADIOS(2) SHAKESPEARE 5230 VHF 14' ANTENNAE(2) NEWMAR PA40/30 HAIL HORNELBEX EXC9/4 COLOR CAMERA 1/2-INCH LENS WITH COVERELBEX EXC9393HKW CAMERA WITH PAN, TILT, ZOOMELBEX EXS145 SELECTOR WITH PTZCAMERA TO MONITOR RF CONVERTER (FOR NEC MONITOR)CUSTOM MADE STEERING WHEELINTERCOM STATION3 X WINDSHIELD WIPERS WITH WASHERSELECTRONIC ENGINE CONTROLS WITH SYNCHRONIZERAC & DC SWITCH BOARDSCUSTOM THIRD CONTROL STATION BUILT INTO THE COCKPITFULL ENGINE GAUGES AT HELM CONSOLESLIDING DOORS PORT AND STARBOARD IN THE PILOTHOUSE(2016)HALOGEN CEILING LIGHTS2X STIDD HELM SEATSCOMPASSCHERRY AND HOLLY PILOTHOUSE SOLESEATEL 2498S SATELLITE TV ANTENNADIGITAL DA 4000SBR WIRELESS CELLUAR AMPLIFIERDIGITAL 567CW CELLULAR 8' ANTENNADIGITAL 538AW AM/FM 8' ANTENNA

Electrical System

Northern Lights 20KW generator, Prosine & Magnum Inverters & Glendinning 240V/50Amp Cablemaster shore cord system.COLOR CODED AND MARKED WIRINGAC 220v 110v CIRCUIT BREAKER PANEL WITH VOLT & AMP METERSDC 12v CIRCUIT BREAKER PANEL WITH VOLT & AMP METERSEACH CIRCUIT WITH DEDICATED CIRCUIT BREAKER"NORTHERN LIGHTS" 20KW GENERATOR (UPGRADED FROM STANDARD 16KW) WITH SOUND SHIELD, MUFFLER, GAUGES, AND GAS/SMOKE SEPARATOR(2) "PROSINE" 4000-WATT INTERVERTER/CHARGERS, WITH REMOTE PANELTINNED WIRES12v DC LIGHTING FOR INTERIOR & EXTERIORINTERNATIONAL RUNNING LIGHTSPREWIRE FOR STEREO & SPEAKERSTV/PHONE CONNECTIONSSHORE POWER INLET 50 AMP FORWARD AND AFT(2) SETS OF HOUSE BATTERIES"WESMAR" BOW THRUSTER 12-INCH HYDRAULIC 23-HP, DUAL CONTROLROUTLETS FOR ENGINE ROOM, COCKPIT, SALON, GALLEY, PILOTHOUSE, FLYBRIDGE, MASTER/GUEST/CHILD CABINS, MASTER/GUEST HEADSTV ANTENNA AND COAXIAL CABLE TO SALON AND STATEROOMBATTERY CUTOFF SWITCH, PARALLEL SWITCH: MANUAL AND AUTOMATICBATTERY SELECT SWITCHTRUECHARGE 40 PLUS 3-BANK BATTERY CHARGERCENTRAL VACUUM SYSTEMWASHER/DRYER, HOUSEHOLD-TYPE"GLENDINNING" CABLE MASTER: WITH 75' OF 120/240V/50A SHORE CABLE"NEWMAR" GI ISOLATION TRANSFORMERREVERSE POLARITY ALARMGFI OUTLETS FOR HEADS AND GALLEYSS JUNCTION BOX IN RUDDER ROOMCOMPLETE OWNERS MANUAL

Flying Bridge

The Flying Bridge offers a center helm station with (2) Stidd helm chairs, a L-shaped cruising settee, refrigerator/icemaker and serving bar. Hard bottom inflatable with a Steelhead davit for deploying & retrieving the tender.CENTERED HELM CONSOLE(2) STIDD HELM SEATSELECTRONIC ENGINE CONTROLS WITH SYNCHRONIZERSTAINLESS STEEL STEERING WHEELFULL ENGINE GAUGESTRIM TAB INDICATORSENGINE ALARM

SYSTEM (HIGH TEMP, LOW OIL)HELM SIDE SWITCH PANELDC WATER PROOF
 OUTLETCOMPASSINTERCOM STATIONRAYMARINE RADAR/CHART PLOTTERCUSTOM
 WET BAR WITH BUILT-IN STOOLS, U-LINE REFRIGERATOR & ICEMAKERSTAINLESS
 STEEL RAILING AROUND DECKMOLDED ARCH, ARCH LIGHTSSTEREO
 SPEAKERSEXTENDED AFT DECKSEATING WITH CUSTOM CUSHIONSSTORAGE UNDER
 SEATSTABLEWIRELESS TV BUILT IN TO THE FLYBRIDGE

Deck, Hull, Hardware & Outfitting

Stepping aboard "Far Niente" from the dock is made easy with the molded-in port & stbd curved stairs. Once on board there is a large aft deck with a built-in settee & Cherry table. Getting to the foredeck is easy via the wide recessed side walkways. Getting to the flybridge can be done either via the aft deck stairs or from the pilothouse.BIMINI TOP & FULL BRIDGE COVERTEENDER COVERTEAK DECKING AT COCKPIT SOLETEAK DECKING AT INTEGRAL SWIMSTEP STAIRS TO FLYBRIDGETEAK CAPRAIL AROUND COCKPIT AREATEAK INLAID TABLE AT COCKPIT316 # STAINLESS STEEL HAND RAILS, 1-1/4" RAIL AND STANCHIONSSTAINLESS STEEL FLAG STAFFSTAINLESS STEEL ANCHOR ROLLERMAXWELL VWC-3500 ANCHOR WINCHDUAL DIRECTION ANCHOR WINCH CONTROLS, 3 STATION WITH REMOTE.STAINLESS STEEL COMBINATION HAWSE PIPE CLEAT, LOCATED BOW, MIDSHIPS, AND STERN.PVC RUBRAIL, WITH STAINLESS STEEL INSERT.CHAIN LOCKER WITH WASHING FAUCETS (FRESH AND SEA WATER).FIBERGLASS MOLDED NON-SKID DECKSSTAINLESS STEEL & GLASS DOOR TO FLYBRIDGEVENTILATION HATCH IN THE PILOTHOUSE OVERHEAD.ANTI-CORROSION BONDING SYSTEM, WITH TRANSOM ZINC PLATES.(6) BLACK MOORING FENDERS110-LB BRUCE ANCHOR WITH 235' OF 3/8" HI-TEST CHAIN RODEWIPER AND WASHER SYSTEM FOR FORWARD WINDOWS.ESCAPE DECK HATCH AT FOREDECK, SUN PAD.RECESSED STAINLESS STEEL PORTHOLESDECK LIGHTS & RUNNING LIGHTSSTAINLESS STEEL TRANSOM GATESHOT/COLD FRESHWATER SHOWER AT TRANSOM.SEA WATER WASHDOWN SYSTEM WITH AUTOMATIC PUMP.ELECTRONIC ENGINE & THRUSTER COCKPIT CONTROL STATION.SHORE POWER, TV/PHONE, WATER INLETSWIDE SWIM PLATFORM WITH STAINLESSSTEEL STRIPE AROUND.3' X 2" STAINLESS STEEL SUPPORT LAZARETTE ACCESS VIA A AIRCRAFT TYPE TRANSOM DOOR.FOLD-OUT SWIM LADDERDUAL TRUMPET MARINE AIR HORN

Engine Room, Lazarette & Bilge

The Engine room & Lazarette are arranged to offer a well organized & spacious storage and work space. The lazarette houses the N.L. generator, two ProSine inverters, engine & battery switches, and the Kabola hot water diesel furnace. Access to the Lazarette is either via the watertight transom door or deck hatch on the aft deck.TWIN MTU SERIES 60 825-HP DIESEL ENGINES.2.5:1 MARINE GEARFLEXIBLE ENGINE MOUNTSFIBERGLASS OIL PANS3-STATION ELECTRONIC ENGINE CONTROLS WITH SYNCHRONIZER.ALARM SYSTEM (AUDIO, VOLT, TEMP)STAINLESS STEEL 3-INCH SHAFTSBRONZE STRUTS AND CUTLASS BEARINGSDRIPLESS SHAFT LOGS,

W/CROSSOVER COOLING.FOUR-BLADED PROPELLERS"RACOR" FUEL FILTERS: DUAL-FILTER 1000 FG'S FOR ENGINES & 220FG FOR GENERATORFRP ENGINE ROOM & LAZ DECKING FLOORS."NORTHERN LIGHTS" 20KW GENERATOR WITH NEW STYLE SOUND SHIELD & WATER/GAS SEPARATOR.POLISHED STAINLESS STEEL ENGINE BEDS.STAINLESS STEEL RUDDERS AND RUDDER POSTSHYNAUTIC HYDRAULIC TRIM TABSCUSTOM VENTILATION SYSTEM - 110V & 24V WITH THERMOSTATSBRONZE THRU-HULLS, W/VALVE, DOUBLE CLIPSALUMINUM FUEL TANKS WITH GAUGE, SIGHT TUBE, AND INSPECTION HATCHFUEL TANK SHUT-OFF VALVES.STAINLESS STEEL FRESHWATER TANKS WITH SIGHT TUBE.FRESHWATER TAP IN ENGINE ROOM WITH 10' HOSECOLOR CODED TUBING FOR FUEL, COLD/HOT WATERHEAD HUNTER 110V & 24V FRESHWATER PUMPS.TWO 20-GALLON STAINLESS HOT WATER TANKS WITH HEAT EXCHANGER.BATTERIES WITH FRP BOXES:2 X 200 AMP HOUR 8D ENGINE START BATTERIES, ISOLATED & CHARGED BY THE PORT ENGINE ALTERNATOR AND A TRUECHARGE 40 PLUS 3-BANK BATTERY CHARGER1 X 120 AMP HOUR GENERATOR BATTERY16 X 200 AMP HOUR 6v HOUSE BATTERIES CHARGED BY THE PROSINE INVERTER/CHARGER, ON SHORE POWER, OR GENERATOR, AND BY THE 130 AMP STARBOARD ENGINE ALTERNATOR2 X 120 AMP HOUR THRUSTER BATTERIESBATTERY SELECT SWITCHTRUECHARGE 40 PLUS X 2 BATTERY CHARGERS6 X 24v BILGE PUMPS (RULE 1500) WITH FLOAT SWITCHES, 3 X HIGH WATER LEVEL ALARM.FLUORESCENT LIGHTS & 24V LIGHTSINTERCOM STATIONAUTO FIRE EXTINGUISHER SYSTEM WITH ALARM LIGHTHEAVY DUTY FRP STRINGERSWHITE POLYESTER PAINTED BILGECOMMON DRAINING SYSTEM TO SIDES OF HULL FOR: SINK, DECK, SHOWER, BILGE, ETC.UNDER WATER EXHAUST SYSTEM WITH BY-PASS TO TRANSOM SIDESOIL CHANGE PUMP KIT FOR ENGINES AND GENERATOR.

Hull & Superstructure

HAND-LAID, GELCOATED FRP HULLSOLID FIBERGLASS HULL BOTTOM, FIRST 3 LAYERS WITH ACID-PROOF RESIN"NIDA CORE" HONEYCOMB-CORED HULL SIDES ABOVE WATERLINE, VACUUM BAGGED"NIDA CORE" CORED FLOORS & BULKHEADS, VACUUM BAGGED"NIDA CORE" DECK & FLYBRIDGE HONEYCOMB-CORED, VACUUM BAGGEDEPOXY BOTTOM PAINT, ANTI-FOULINGFOAM-CORED FRP STRINGERS WITH STEEL REINFORCMENTS AT ENGINE MOUNTSSHAFT TUNNELSSTEEL HEAD 1500-LBS. LOW-PROFILE DAVIT, HYDRAULIC LIFT & POWER ROTATIONBOW & STERN(2016)THRUSTERS, 24V

Исключения

При продаже яхты исключаются личные вещи владельца.


Отказ от ответственности

Компания предоставляет описание судна или яхты добросовестно, но не может


гарантировать точность этой информации, а также не ручается за техническое состояние. Покупатель должен проинструктировать своих агентов или оценщиков исследовать представленную информацию более подробно, по собственному желанию. Продажа судна или яхты, изменение цены или снятие с продажи будет происходить без предварительного уведомления.

ФОТОГРАФИИ


1



2




3



4




5




6




7



8



9



10




11




12




13




14




15



16




17



18




19



20




21



22



23



24



25



26



27



28




29



30



31



32



33



34




35



36



37



КОНТАКТЫ

Андрей Шестаков (Andrey Shestakov) – ведущий яхтенный брокер отдела продаж яхт и судов компании Shestakov Yacht Sales Inc. Официальный представитель Shestakov Yacht Sales Inc. для русскоговорящих клиентов в центральном офисе компании в Майами/Форт Лодердейл/Флорида/США.

Контактная информация

Email: **andrey@shestakovyachtsales.com**

Web: **shestakovyachtsales.com**

Телефоны

Краснодарский край: **+7(918)465-66-44**

США, Майами, Флорида: **+1(954)274-4435**

Время работы

Понедельник – Суббота: **9:00 - 21:00** EDT

Воскресенье: **Закрыто**

Адрес



Harbour Towne Marina, 850 NE 3rd St, STE 213, Dania, FL 33004