

## WHATTA BOND II — NEPTUNUS



**Судостроитель:** NEPTUNUS

**Год постройки:** 2006

**Модель:** Моторная яхта

**Цена:** **ЦЕНА ЯХТЫ ПО ЗАПРОСУ**

**Местонахождение:** United States

**Длина общая:** 62' 0" (18.90m)

**Ширина:** 16' 7" (5.05m)

**Мин. осадка:** 5' 0" (1.52m)

**Макс. осадка:** 5' 3" (1.60m)

**Крейс. скорость:** 27 Kts. (31 MPH)

**Макс. скорость:** 31 Kts. (36 MPH)

Купить **WHATTA BOND II — NEPTUNUS** а также выбрать подходящую вам яхту из нашего **каталога яхт** вам поможет опытный яхтенный брокер Андрей Шестаков. На сегодняшний день компания **Shestakov Yacht Sales Inc.** имеет большое количество яхт в **собственном списке продаж**, а также тесно сотрудничает со всеми крупными **яхтенными производителями** по всему миру.

Для того чтобы купить яхту **WHATTA BOND II — NEPTUNUS** а также проконсультироваться по любому вопросу связанному с покупкой, продажей, чартером яхт позвоните по телефону **+7(918)465-66-44**.

# ОГЛАВЛЕНИЕ

ОГЛАВЛЕНИЕ	2
ХАРАКТЕРИСТИКИ	7
Основная информация	7
Размеры	7
Скорость, вместимость и масса	7
Размещение	7
Корпус и палуба	8
Информация о двигателе	8
ПОДРОБНОЕ ОПИСАНИЕ	9
Vessel Walkthrough	9
Salon	9
Galley	9
Lower Helm	10
Accommodations Companionway	10
Day Head	10
Master Suite	11
Master Head	11
Guest Cabin	11
VIP Cabin	12
VIP Head	12
Flybridge Layout	12
Flybridge Equipment	13
Flybridge Navigation Equipment	13
Coach Roof Equipment	13
Forward Deck	13
Aft Deck	14
Tender	14
Electrical	14

Engine Room	14
Construction Details	15
Lazarette	15
Remarks	15
Exclusions	16
Disclaimer	16
Исключения	16
Отказ от ответственности	16
<b>ФОТОГРАФИИ</b>	<b>17</b>
Salon Looking Forward	17
Salon to Port	17
Salon to Starboard	17
Salon Forward	17
Salon Entertainment Center	17
Galley Looking to Starboard	17
Galley Looking Aft	17
Dishwasher	17
Portside Galley	18
Portside Wine Cooler	18
Portside Icemaker Freezer	18
Forward Dinette	18
Dinette Table Folded	18
Lower Helm	18
Accommodation Stairs	18
Electrical Panel	18
Accommodation Companionway	19
Companionway Laundry Center	19
Day Head	19
Master Looking Aft	19

---

Master to Port	19
Master to Starboard	19
Master Forward	19
Master Head	19
Starboard Twin Cabin Looking Forward	20
Starboard Twin Cabin Looking Aft	20
VIP Forward	20
VIP to Port	20
VIP to Port	20
Forward Guest Head	20
Flybridge Seating	20
Flybridge Seating	20
New FB Corian Table	21
Flybridge Bar	21
FB Fridge and Icemaker	21
Flybridge Helm	21
Flybridge Helm Seat	21
Flybridge Garmin Port	21
Flybridge Garmin Starboard	21
New Yacht Controller	21
Starboard Side Controls	22
Port Helm Seat	22
Portside Wing Station	22
FB Freezer	22
Helm Cover	22
Flybridge Forward Seating	22
Coach Roof Equipment	22
Foredeck	22
Flybridge Forward Seating	23

---

Foredeck	23
Foredeck	23
Foredeck	23
Anchor Details	23
Side Decks	23
Aft Deck Seating	23
Aft Deck Storage	23
Aft Deck Grill	24
Flybridge Easy Access Steps	24
Aft Port Corner	24
RIB Tender	24
Aft Starboard Corner	24
Port Engine	24
Engine Room Center	24
Q3 Eng Rm 3 Stbd eng	24
Chilled Water AC System	25
Watermaker	25
CAT Generator	25
Chargers	25
Alternate Profile	25
Alternate Profile	25
Alternate Profile	25
Alternate Profile	25
Alternate Profile	26
Alternate Profile	26
Recent Bottom Service	26
Recent Bottom Service	26
Recent Bottom Service	26
Recent Bottom Service	26

---

Recent Bottom Service	26
Recent Bottom Service	26
Recent Bottom Service	27
Recent Bottom Service	27
Recent Bottom Service	27
КОНТАКТЫ	28
Контактная информация	28
Телефоны	28
Время работы	28
Адрес	28

# ХАРАКТЕРИСТИКИ

## Основная информация

<b>Тип судна:</b> Моторная яхта	<b>Подкатегория:</b> Flybridge
<b>Модельный год:</b> 2007	<b>Год постройки:</b> 2006
<b>Страна:</b> United States	<b>Открытая палуба мостика:</b> Да

## Размеры

<b>Длина общая:</b> 62' 0" (18.90m)	<b>Ширина:</b> 16' 7" (5.05m)
<b>Мин. осадка:</b> 5' 0" (1.52m)	<b>Макс. осадка:</b> 5' 3" (1.60m)

## Скорость, вместимость и масса

<b>Крейс. скорость:</b> 27 Kts. (31 MPH)	<b>Дальность на крейсерской скорости:</b> 350
<b>Макс. скорость:</b> 31 Kts. (36 MPH)	<b>Чистый вес:</b> 34 Pounds
<b>Вместимость воды:</b> 230 Gallons	<b>Вместимость сточного бака:</b> 110 Gallons
<b>Объем топливного бака:</b> 1105 Gallons	

## Размещение

<b>Всего кают:</b> 3	<b>Спальные места:</b> 6
<b>Всего ком. состава:</b> 3	

## Корпус и палуба

---

**Материал корпуса:** Fiberglass

**Материал палубы:** Teak

**Дизайнер корпуса:** Neptunus

**Дизайнер экстерьера:** Tony Castro

**Дизайнер интерьера:** Neptunus

## Информация о двигателе

---

**Двигатели:** 2

**Производитель:** Caterpillar

**Модель:** C-18

**Тип двигателя:** Inboard

**Тип топлива:** Diesel



---

# ПОДРОБНОЕ ОПИСАНИЕ

---

## Vessel Walkthrough

---

WHATTA BOND II is a Euro Style Sedan Motor yacht with a comfortable Aft Deck, same level Salon with a contiguous Galley, Dinette and Lower Helm. Below decks are three spacious Staterooms with two and a half Heads. The full width centerline Master takes advantage of the widest part of the vessel. The spacious Engine Room is accessed via a hatch in the Aft Deck sole. Under the Aft Deck settee is a surprisingly large Lazarette for storage. Top all of these amenities with a full enclosed air conditioned Flybridge with a portside wing station and room for a crowd.

## Salon

---

The Salon is entered via a curved “Trend” stainless steel sliding door with a full interior drapes and a sliding insect screen. Just inside the door is a small area of bamboo flooring followed by a free form edge to the carpet that covers the remainder of the Salon. The carpet is protected with a round decorative throw rug and a Sunbrella carpet runner, stored away. To port are two upholstered occasional swivel chairs (one with an upholstered foot stool). Between the chairs is a high gloss cherry built in end table with table lamp above which houses clever pull out bar storage. Behind and above the chairs are Neptunus signature two level Salon windows. Custom to this particular boat is a beautiful inset area of high gloss walnut burl wood between the upper and lower windows. There are full drapes with rope lighting behind the upper valance. Next forward is a built in 42” LG LCD TV. A cabinet below houses a Bose Lifestyle entertainment system for AM/FM/CD/DVD, a Direct TV receiver, the Intellian SAT TV antenna controller and the Glomex broadcast TV antenna. Starting aft from the starboard side is a small end table, then a four to five person upholstered sectional with storage below. The same window treatments as the portside are above the sofa. An attractive cherry and walnut burl wood table lies in front of the sofa. The forward end of the sofa terminates into another built in end table with two storage cabinet doors perfect for audio/video storage facing the entertainment center. Also in the Salon is an attractive ceiling detail over the coffee table with two halogen mini spots within. There are five mini Bose speakers including a hidden subwoofer, two sconce lights, six additional halogen mini spots, additional liquor storage, a CO detector, telephone outlet and a central vacuum outlet.

## Galley

---

The oversize Galley is two steps up and next forward. It has the same bamboo planked sole as the entry area in the Salon. To port is a curved cabinet housing a GE 16 bottle glass front wire cellar behind a cherry door. Next forward behind a cherry door are

three pull out drawers fitted for glassware storage. Next forward behind a matching cherry door is a Subzero under counter freezer with icemaker within. Furthest forward again behind a matching cherry door are three pull out drawers fitted with the yacht's dinnerware. A two level high gloss cherry countertop with windows, drapes and a built in Toshiba 13" LCD TV/DVD are above the four cabinet doors. To starboard is the Galley proper with a two level Avonite countertop, an AEG four burner ceramic cook top, a stainless steel built in stainless steel Kenmore Elite microwave/convection oven. Below the cook top are two oversize Subzero refrigerator drawers. The double sink is an under counter stainless steel double sink with an "pot filler" type spray handle and separate drinking water tap and soap dispenser. Also in the Galley is an Insinkerator food disposal, Miele stainless steel dishwasher behind a cherry door, eleven cherry cabinets, three cherry drawers, seven halogen mini spots and a Farber exhaust fan with work lights over the cook top. Next forward is a U shaped settee for dining. The upholstered Dinette seats four to six and has a unique table that folds in half and has the high gloss burl wood matching the accents in the Salon. There are two halogen mini spots over the table and an abundance of natural light through the full wrap around windshield.

## Lower Helm

Occupying a small space next to the Dinette is a compact Lower Helm with the following equipment: Ultra Leather Springfield upholstered helm chair(2) CAT LCD engine monitorsGarmin 5212 plotter/radar/depthSimrad AP26 autopilotRaymarine ST60 digital depth gaugeCAT electronic clutch & throttle controlsICOM M602 VHFTeleflex tilting wood helm wheelVetus bow thruster controlFireboy fire system controlsITT Jabsco searchlight controlsBennett trim tab controlsStart/stop switchesWiper controlsHornBilge alarm monitorGraphic panel to monitor nav lights, Engine Room lights, AC DC power connections5" Ritchie high speed compass(2) Storage cabinets below Helm

## Accommodations Companionway

The yacht's AC and DC electrical panel is in the companionway next forward leading to the accommodations. Six steps down with Sunbrella carpet runners going forward is the yacht's laundry center with a Whirlpool stacked washer/dryer behind cherry doors to port. Further forward is the dual access Day Head. To starboard is the Twin Lower Guest Cabin. Forward is the VIP. Aft and down two steps is the Day Head and the entrance to the Master Stateroom. The entire area is covered with a removable carpet runner.

## Day Head

At the bottom of the eight curved stairs from the Salon is the Day Head. This head also serves as a head for the third cabin. A bow front cherry cabinet with a door below and an under mount stainless steel sink with two tone faucet are forward. Two mirrored medicine cabinet doors are above. The toilet is a Raritan Altantes model. Above the toilet are two additional storage cabinets. The sole is marble tile, the overhead is mirrored and the head door is a cherry pocket door. Immediately aft is the Master Suite.

---

## Master Suite

---

The Master Suite is entered via an arched door from the forward end of the suite. There is a tapered queen size berth with rope lighting and Bose in wall speakers below. The upholstered headboard is affixed to five mirrored panels. There is a small swing arm brass lamp as well as an overhead reading light for each side of the berth. Each side has a built in nightstand with two drawers each. To starboard are seven full size drawers with a cherry countertop. Above are four sliding Soji screens over the oversize hull side port light. Next forward is a small vanity with stool and mirror. Further forward is the private Master Head. To port is a built in Insignia 39" LCD TV, an unusually large two door cedar lined locker with auto light, DVD player and digital safe. Next aft are seven full size drawers with three sliding Soji screens above. Also in this cabin are two drawers at the foot of the berth, a soffit over the bed with two halogen mini spots, six additional halogen mini spots, a CO monitor and digital AC controls.

---

## Master Head

---

Accessed only from the Master Suite is the Master Head with bow front cherry vanity with a cabinet below and an under mount sink with two tone single lever faucet above. The countertop is Avonite. There are four mirrored medicine cabinets above, with an oval porthole and a Hunter Douglas Duette shade above. The toilet is a Raritan Atlantes model. The sole is marble tile and the overhead is mirrored. The stall shower has a clear acrylic door, a seat, a shelf, a hand held or wall mountable shower fixture, a light and an exhaust fan.

---

## Guest Cabin

---

Forward to starboard is the Guest Cabin with twin lower berths (a custom option in lieu of stacked berths) with a three drawer nightstand between. Each berth has an upholstered headboard and one large drawer and two small drawers below facing the cabin's centerline. Above the outboard berth are two dead lights behind a Roman shade and eight cherry cabinet doors above the shade. At the foot of the outboard berth is a cedar lined hanging locker. Built into the forward bulkhead is a place for a small TV. Also in the cabin are four halogen mini spots, CO monitor, a telephone outlet, digital AC

controls, valance type AC delivery and a central vacuum outlet.

## VIP Cabin

---

All the way forward is the VIP Cabin with a centerline queen berth, upholstered headboard over a mirrored panel and two halogen reading lights above. There are two large drawers at the foot of the berth. To both port and starboard are built in cherry countertops that serve as nightstands. Above on each side are oval dead lights with Roman shades. Further above are four cherry cabinets on each side. Aft to port is a double door cedar lined hanging locker followed by the entry door to the VIP Head with a full size dressing mirror facing the cabin. To starboard is another two door hanging locker with cedar lining and a DVD player within. Facing forward is a built in 18" Element LCD TV above and a three drawer chest below. Also in this cabin are digital AC controls, a CO detector, Bose in wall speakers, five overhead mini spots, an overhead Bomar escape hatch and arched entry door to the cabin.

## VIP Head

---

The VIP Head is just aft of the VIP Cabin on the port side. It has two entrances, one from the VIP and other from the center companionway. The cherry vanity has a bow front, under mount sink with a two tone faucet above on an Avonite countertop. There is a cabinet door below and three mirrored medicine cabinets above. The toilet is a Raritan Atlantes model. The stall shower has an acrylic clear door, a shelf, a light and a hand held or wall mountable shower fixture. Also in this head is a marble tile sole, mirrored overhead, an exhaust fan and a port light with Hunter Douglas Duette shade.

## Flybridge Layout

---

The Bridge is surprisingly roomy with large U shaped seating on the aft portion of the Flybridge to seat six with free form Corian table (2021) centered. Next forward is a large bar with an under mount stainless steel sink, bottle storage, automatic liquor dispenser, two drawers behind a cabinet door and an extra deep storage locker. This area cleverly occupies what was once a single person (!) hot tub on older 62' Neptunus models. An Avanti household small freezer is by the steps to below. Forward is a two person helm seat with wing controls consisting of electronic throttle and clutch controls, bow thruster controls and start/stop switches. To starboard is the full Upper Helm with double upholstered helm seat followed by a bar with refrigerator and separate stainless steel Raritan icemaker. Forward of the Helm is an open sun lounge with exterior sun cushions and a Venturi windscreen. The remainder of the Flybridge is under the signature Neptunus hardtop with full enclosure and air conditioned comfort.

## Flybridge Equipment

Remote gauge panel for generator w/start/stop controls to port(2) Marine Air digital AC controls  
 Fold down stainless steel footrests at each double helm seat(4) Access panels for storage in the Helm Area  
 3 Side EZ2CY enclosure w/several fold up sections that pin to the hardtop (renewed recently)  
 Aft side clear vinyl enclosure (not installed) Windshield wiper at Helm Station on clear tempered safety glass panel(7) Overhead DC stainless steel trimmed lights  
 Red DC night light over Helm(2) Overhead stereo speakers Raritan stainless steel icemaker (new 2021)  
 Magic Chef refrigerator (new 2019) Under mount stainless steel sink Avonite countertops  
 Stainless steel railings around area aft of U shaped seating(2) Stainless steel rod holders aft  
 Aft mesh enclosure partial sunshade

## Flybridge Navigation Equipment

(2) CAT LCD gauge panels for main engines(2) CAT electronic clutch & throttle controls  
 (2) Garmin 5212 GPS multifunction displays w/chart plotter, radar, depth functions  
 Simrad AP25 autopilot Ritchie 5" Powerdamp compass Raymarine ST60 digital depth gauge  
 (2) Electric fuel gauges ITT Jabsco searchlight controls CAT back up panel for gears & throttle  
 Vetus bow thruster controls Bennett trim tab controls ICOM M602 VHF radio Bilge pump controls  
 w/(3) digital pump readouts Teleflex tilting wood helm wheel w/cover Fireboy controls  
 Windlass controls Generator "on" indicator Windlass controls USB charging port  
 Helm cover Helm seat cover

## Coach Roof Equipment

Hailer horn ITT Searchlight Garmin 4' HD open array radar on custom pedestal(2) VHF antennas  
 Trumpet horns Terrestrial TV antenna Intellian SAT TV dome (2019)

## Forward Deck

Heavy Duty stainless steel double bow rails Stainless steel anchor pulpit w/bow roller  
 66 lb. Delta stainless steel anchor Maxwell 3500 VW Windlass w/150' high tensile chain  
 Up & down foot switches for windlass Bomar hatch to access chain locker  
 Freshwater wash down on bow Heavy duty rub rail Dual spring line cleats  
 International navigation lights Air horn Dual deck fills for fuel port & starboard (fill both tanks either side)  
 Stainless steel burgee pole Bow sun pad cushions w/cover & built in drink holder (new 2019)  
 Stainless steel hand rails at bow cushion Black Textulene wrap around windshield cover (new 2019)  
 White non see through windshield 2 cover Frameless cabin side windows  
 Stainless steel sliding boarding gates port & starboard(2) Windshield wipers

## Aft Deck

Teak sole  
 Covered stern cleats w/fairleads Built in fiberglass stairs to Flybridge w/teak treads & LED pin lights(2) Hinged stainless steel doors to swim platform Fully covered Aft Deck(5) Stainless steel DC lights in Aft Deck overhead Built in Aft Deck seating for four w/varnish teak table & covers Wet bar w/sink & Miele electric BBQ grill to starboard Lockers for line & fender storage Easy access to spacious Lazarette below aft seat LED exterior courtesy pin lights Stainless steel flag pole TV inlet w/cord Telephone inlet w/cord 750 lb. Capacity hydraulically operated swim platform for tender storage Huge full beam Lazarette w/5' of headroom & an abundance of storage 12' RIB w/40 hp Yamaha 4 stroke OB Full cover for tender Removable tender cradle City pressure water inlet(6) Underwater lights, blue Deck waste pump out plate Center section of table folds for easy access to Lazarette Hot & cold shower starboard side(2) Stainless steel support poles to Boat Deck

## Tender

12' 2015 360 DL Novurania 40 HP Yamaha 4S - less than 100 hours Console steering Battery shutoff switch Jensen stereo w/remote Hawk Eye depth gauge Yamaha tach Yamaha speed Yamaha fuel Bow seat Nav light Built in battery charger Step pads Full cover Tender chocks

## Electrical

110V/220V AC system 12V/24V DC system 21 kW CAT generator in sound shield w/2881 hours(2) Banks of 12 volt gel cell batteries separated by blocking diodes as follows:(2) 8D's (450 ah) for house 12V, (2) 4D's (360 ah) for engine starting 24VDC Digital voltmeter at main helm DC Digital amp meter at main helm AC Digital voltmeter at main helm AC Digital amp meter at main helm(20) Breaker protected 110 volt AC circuits(8) Breaker protected 220 volt AC circuits(32) Breaker protected DC circuits Central bonding system w/shaft brushes Victron Centaur battery charger for house system 24V, 30 amp Victron Centaur battery charger for starting system 12V 100 amp(2) 50 amp Glendinning cord reels w/75' of cord each Generator "on" indicator light at each Helm(2) Battery shutoff switches(2) Galvanic isolators Port engine alternator 85 amps, 28V Starboard engine alternator 135 amps, 14V(3) Gang centrally located GFCI's at main bus 15 KVA isolation transformer

## Engine Room

Port engine was replaced by CAT under warranty at 487 hours. Work completed at Cable Marine, Ft. Lauderdale, FL. Anti vibration mounts for engines & generators 15 hp Vetus 24 volt DC electric bow thruster (4) Automatic/manual bilge pumps w/"Ultra"

bilge pump switches DC freshwater pump Rudd 30 Gallon hot water heater(5)  
 Fluorescent Engine Room lights(2) 110V GFCI outlets(2) 110V Fantech Engine Room  
 fans FRP flooring between engines Macerator pump for waste system 2.5" Aquamet 22  
 stainless steel shafts Dripless shaft seals Site tubes for both fuel tanks(2) Engine Room  
 blowers 2" Heavy duty insulation material covered w/white aluminum perforated  
 paneling Oil change system for engines, transmission & generator FE 241 Fireboy  
 automatic fire suppression system Air filters on Engine Room air intakes Teleflex power  
 steering system Marine Air 72,000 BTU (3) compressors chilled water air conditioning  
 w/(5) air handlers(2) Racor 1000 FG fuel filters for main engines(1) Racor 500 filter for  
 generator 6 Step stainless steel & teak ladder to Engine Room from Aft Deck(3) Coolant  
 recovery bottles for cooling systems Sea Star hydraulic power steering(2) Engine block  
 heaters ZF 550A Transmissions w/2:1 reduction Airsep crankcase ventilation system 422  
 Gallon aluminum forward fuel tank 683 Gallon aluminum aft fuel tank Oversize Groco sea  
 strainer & sea valves for main engines Sea Recovery Aquamatic watermaker 600  
 GPD Ultraviolet sterilizer for watermaker product 2019 CAT engine After cooler service

## Construction Details

The boat is a composite construction using Kevlar Hybrid materials for superior strength and puncture resistance. Six longitudinal foam stringers and 20 transverse foam stringers enclosed with stitched woven roving, reinforce the entire hull bottom. The hull sides are cored. The engine stringers run from stern to bow with steel top plates for engine mounting. The Deep (19.5 degrees) Vee Hull has been designed to ensure a vessel with excellent sea keep qualities. Special attention has been given to a ratio between installed power, speed and fuel consumption. Two layers of Interlux 2000E primer beneath the bottom paint.

## Lazarette

(2) Engine mufflers(2) 50 Amp 220 volt cord reels(6) Ocean 3010 underwater lights Hydraulic pump for swim platform w/wireless remote(2) Rex Manufacturing 15 KVA transformers Macerator pump timer GFI outlet 110V Fluorescent lights(6) Step stainless & teak ladder to Aft Deck 12V Incandescent lights Lazarette is accessed through center section of aft seat & folding table

## Remarks

Built in Canada entirely of North American parts the 62' Neptunus is fast, economical compared to her counterparts and roomy. Anyone looking for a 59' - 65' motor yacht must see WHATTA BOND. Low hours, recent updates and priced to sell! Custom amenities abound in this very clean example of North American "Euro Cruiser". Actual LOA is 65' 9".

---

## Exclusions

---

While every effort was made to list all pertinent included equipment aboard WATTA BOND II, there are some personal belongings aboard. Prospective purchasers should assume any item not specifically mentioned herein will not convey at closing.

---

## Disclaimer

---

The Company offers the details of this vessel in good faith but cannot guarantee or warrant the accuracy of this information nor warrant the condition of the vessel. A buyer should instruct his agents, or his surveyors, to investigate such details as the buyer desires validated. This vessel is offered subject to prior sale, price change, or withdrawal without notice.

---

## Исключения

---

При продаже яхты исключаются личные вещи владельца.

---

## Отказ от ответственности

---

Компания предоставляет описание судна или яхты добросовестно, но не может гарантировать точность этой информации, а также не ручается за техническое состояние. Покупатель должен проинструктировать своих агентов или оценщиков исследовать представленную информацию более подробно, по собственному желанию. Продажа судна или яхты, изменение цены или снятие с продажи будет происходить без предварительного уведомления.



# ФОТОГРАФИИ

---

**Salon Looking Forward**



**Salon to Port**



**Salon to Starboard**



**Salon Forward**



**Salon Entertainment Center**



**Galley Looking to Starboard**



**Galley Looking Aft**



**Dishwasher**



**Portside Galley**



**Portside Wine Cooler**



**Portside Icemaker Freezer**



**Forward Dinette**



**Dinette Table Folded**



**Lower Helm**



**Accommodation Stairs**



**Electrical Panel**



**Accommodation Companionway**



**Companionway Laundry Center**



**Day Head**



**Master Looking Aft**



**Master to Port**



**Master to Starboard**




**Master Forward**




**Master Head**




**Starboard Twin Cabin Looking Aft**




**Starboard Twin Cabin Looking Forward**




**VIP Forward**




**VIP to Port**




**VIP to Port**




**Forward Guest Head**



**Flybridge Seating**



**Flybridge Seating**




**New FB Corian Table**



**Flybridge Bar**




**FB Fridge and Icemaker**



**Flybridge Helm**



**Flybridge Helm Seat**




**Flybridge Garmin Port**



**Flybridge Garmin Starboard**



**New Yacht Controller**



**Starboard Side Controls**



**Port Helm Seat**



**Portside Wing Station**



**FB Freezer**



**Helm Cover**



**Flybridge Forward Seating**



**Coach Roof Equipment**



**Foredeck**



**Flybridge Forward Seating**



**Foredeck**



**Foredeck**



**Foredeck**



**Anchor Details**



**Side Decks**



**Aft Deck Seating**



**Aft Deck Storage**



**Aft Deck Grill**



**Flybridge Easy Access Steps**



**Aft Port Corner**



**RIB Tender**



**Aft Starboard Corner**



**Port Engine**



**Engine Room Center**



**Q3 Eng Rm 3 Stbd eng**





**Chilled Water AC System**



**Watermaker**



**CAT Generator**



**Chargers**



**Alternate Profile**




**Alternate Profile**



**Alternate Profile**



**Alternate Profile**




**Alternate Profile**



**Alternate Profile**




**Recent Bottom Service**




**Recent Bottom Service**




**Recent Bottom Service**



**Recent Bottom Service**




**Recent Bottom Service**




**Recent Bottom Service**




**Recent Bottom Service**



**Recent Bottom Service**



**Recent Bottom Service**



# КОНТАКТЫ

---

Андрей Шестаков (Andrey Shestakov) – ведущий яхтенный брокер отдела продаж яхт и судов компании Shestakov Yacht Sales Inc. Официальный представитель Shestakov Yacht Sales Inc. для русскоговорящих клиентов в центральном офисе компании в Майами/Форт Лодердейл/Флорида/США.

## Контактная информация

---

Email: **andrey@shestakovyachtsales.com**

Web: [shestakovyachtsales.com](http://shestakovyachtsales.com)

## Телефоны

---

Краснодарский край: **+7(918)465-66-44**

США, Майами, Флорида: **+1(954)274-4435**

## Время работы

---

Понедельник – Суббота: **9:00 - 21:00** EDT

Воскресенье: **Закрыто**

## Адрес

---



Harbour Towne Marina, 850 NE 3rd St, STE 213, Dania, FL 33004