

COME MONDAY — BREAux BAYCRAFT



Builder: BREAux BAYCRAFT

Year Built: 2003

Model: Motor Yacht

Price: PRICE ON APPLICATION

Location: United States

LOA: 85' 0" (25.91m)

Beam: 22' 0" (6.71m)

Max Draft: 5' 5" (1.65m)

Cruise Speed: 12 Kts. (14 MPH)

Max Speed: 18 Kts. (21 MPH)

Our experienced yacht broker, Andrey Shestakov, will help you choose and buy a yacht that best suits your needs **Come Monday — BREAux BAYCRAFT** from **our catalogue**. Presently, at **Shestakov Yacht Sales Inc.**, we have a wide variety of yachts available on **our sale's list**. We also work in close contact with all the big **yacht manufacturers** from all over the world.

If you would like to buy a yacht **Come Monday — BREAux BAYCRAFT** or would like help answering any questions concerning purchasing, selling or chartering a yacht, please call **+1(954)274-4435**

TABLE OF CONTENTS

TABLE OF CONTENTS	2
SPECIFICATIONS	3
Overview	3
Basic Information	4
Dimensions	4
Speed, Capacities and Weight	4
Accommodations	4
Hull and Deck Information	4
Engine Information	5
DETAILED INFORMATION	6
Yacht Details & Walkthrough	6
Exclusions	16
Disclaimer	16
PHOTOS	18
CONTACTS	29
Contact details	29
Telephones	29
Office hours	29
Address	29

SPECIFICATIONS

Overview

"Come Monday" is an outstanding example of a well cared for, completely custom cockpit, enclosed bridge motor vessel. She was built to strenuous commercial standards, making her an ultra seaworthy ship, with all the creature comforts and finishing work expected aboard a truly high caliber yacht. She was completed in 2003 after being engineered and built by Breaux Baycraft Yachts, also known as Breaux Brothers Yachts, out of Loreauville, on the bayous of Louisiana. This is an extremely competent shipyard with a rich heritage of being a world leader, in the construction of crew and supply vessels, for the oil rigs of the US Gulf Coast. Like all Breaux Baycraft Yachts, "Come Monday" is constructed from high-grade 5086 and 6061 aluminum alloys which deliver an incredibly strong and seaworthy hull and sturdy superstructure. But, don't let her rugged build quality fool you. She has all of the refined touches of a luxury motor yacht. The exterior yields large, safe walk-around decks, a teak cockpit and aft deck area, and ample outdoor entertaining areas with retractable sunshades. "Come Monday" benefits from a tremendously wide beam giving her the feel of a much larger yacht noticeable pretty much everywhere. Her interior features are hand-selected granite countertops, a contemporary yet elegant maple millwork package, and Whisperwall style headliners with wall covering accents. The layout inside is that of a traditional American-built yacht with an emphasis on space and function. From her aft-deck, you'll enter a large and well-appointed salon with huge 7' ceilings. The arrangement on this deck remains roomy and opens into a formal dining area as you head towards the bow with a large country-style kitchen for a galley all the way forward. This main deck is finished out with a large walk-in pantry and a very convenient day head. Heading below decks takes you to the guest accommodations featuring a king berthed master, queen berthed VIP, an over-under bunk bedroom, with a V-berth room all the way forward. The two main cabins are outfitted with their own ensuite head while the two guest cabins share the remaining head aboard. "Come Monday" is a truly special yacht that can take you and your family anywhere you want to go without the need for a full crew. She's aggressively priced and ready to go on her next adventure. All she needs is you! Upgrades and Notable Features: All new Simrad electronics (2018) Day head CAT 3412 1400hp engines with under 600 hours (2) 40kW Northern Lights generators with under 550 hours Wired remote control for easy docking Massive 22' beam Hydraulic bow thruster Incredibly strong construction Huge pantry with a large galley Perfect for an owner-operator with a build that was thoughtful with easy to access spaces

Basic Information

Category: Motor Yacht

Model Year: 2003

Year Built: 2003

Country: United States

Fly Bridge: Yes

Cockpit: Yes

Dimensions

LOA: 85' 0" (25.91m)

LWL: 75' 0" (22.86m)

Beam: 22' 0" (6.71m)

Max Draft: 5' 5" (1.65m)

Speed, Capacities and Weight

Cruise Speed: 12 Kts. (14 MPH)

Max Speed: 18 Kts. (21 MPH)

Water Capacity: 1350 Gallons

Holding Tank: 50 Gallons

Fuel Capacity: 4000 Gallons

Accommodations

Total Cabins: 4

Total Berths: 4

Total Heads: 4

Hull and Deck Information

Hull Material: Aluminum

Hull Configuration: Semi-Displacement

Hull Finish: Aluminum

Exterior Designer: Breaux Baycraft

Interior Designer: Breaux Baycraft

Engine Information

Engines: 2

Manufacturer: Caterpillar

Model: 3412

Engine Type: Inboard

Fuel Type: Diesel

DETAILED INFORMATION

Yacht Details & Walkthrough

Yacht Details & Walkthrough

Salon:

“Come Monday” has an exceptionally tasteful and neutral interior. Custom-built maple hardwood millwork package graces every inch. New gray white-washed floors have been installed up to the transition into the galley. You can enter the Salon two ways. Primary access is from the aft via a large glass electric sliding door. The second is on the starboard side water-tight door. Stepping in from the aft yields a wide-open salon and dining room.

I don't think I have been aboard a boat that gives me a more at-home and comfortable feel where you can just kick back, put your feet up and relax. It truly gives a nice vibe where conversations can come naturally, with your friends and family, while you're getting busy enjoying life at sea off the grid.

To port is a large sofa with storage below and end tables flanking to either side. To starboard are two reclining chairs. This creates an excellent conversation pit and great visibility of the TV. Large windows line the sides flooding the interior with natural light. Overhead is a whisper wall headliner with recessed LED lighting. Nearly all free-standing furniture will allow you to customize the area easily for your own look.

Dining:

Continuing forward brings us to the formal dining area outfitted with a custom-built glass top dining table onset to maple pedestals securing it in place for heavy weather. Here we continue to see the beautiful solid wood cabinetry in a tasteful mix of satin and high gloss clear coatings. Select areas of cabinetry and décor throughout the vessel are done in an elegant Bird's Eye Maple. This dining area can seat all 8 guests with ease.

Dayhead:

Located to starboard just after the bridge access staircase. This is the true sign of a real yacht. Not having to send guests below decks makes for easier, more enjoyable, and less intrusive entertaining.

- Sofa
- (2) Reclining chairs (free standing)

- 42" TV
- Whisperwall style headliners
- Maple wood millwork package
- Gray white washed laminate wood flooring (2018)
- Recessed LED lighting overhead
- Day head
- iCom VHF radio
- Coffee table (free standing)
- Cruisair AC controls
- Bose Lifestyle surround system
- Fire detector
- Carbon monoxide detector
- Fluted AC ductwork
- Birdseye maple accents
- Granite countertop accents
- Adjustable window blinds
- Modern glass dinette table affixed to the floor
- (8) Leather dining chairs

Galley:

The galley is fitted with granite countertops, ash and maple cabinetry, genuine teak & holly floors, and a vinyl headliner. This is a well-thought-out and roomy galley providing ample room for work and food prep. To the right, when facing aft are doors. There is an opening to the dining room providing a serving bar area. Just beyond the galley is a MASSIVE walk-in pantry with private door access for easy supplying and provisioning access.

- (1) Stainless steel Viking 4-burner electric glass top range and oven, commercial duty, 240 VAC
- (1) GE Profile Series microwave/convection oven built into starboard bulkhead
- Overhead vent hood stainless steel at galley stovetop light and vent
- (1) Whirlpool side-by-side refrigerator/freezer, Model G565SHG XK500 10 VAC approximately 21 cu. ft.
- (1) Viking stainless steel trash compactor
- (1) Viking stainless steel dishwasher
- (1) Viking 1 H.P. food disposal unit in galley sink
- Granite countertops
- Stainless steel Moen faucet and hardware for sink
- Double stainless steel sink with hot and cold faucet
- Whisperwall headliners
- Real teak and holly plank flooring
- Maple millwork package

Accommodations:

Heading aft down a long companionway finds us in the master stateroom with a king-size walk-around bed accompanied with night tables flanking either side. This is a large, full-beam room and located in the most comfortable part of the ship. There are large hanging closets to starboard with dresser-style cabinetry separating the closets and a porthole for natural light above. To port, there is a small settee and a master bath with vanity, enclosed shower, and head.

Working forward takes us to a guest stateroom to starboard with three (3) single bunks over/under to aft and single over forward with cabinetry and lockers underneath. To port in the companionway brings us to a guest stateroom with a walk-around queen-size berth. There are nightstands to port & starboard with a sizable hanging locker closet forward of the bed. Forward of this stateroom finds the private ensuite with the full head and enclosed walk-in shower. All the way forward in the companionway, there is a V-berth style arrangement with hanging closets and vanity area. Void hull area below.

Master Stateroom:

- (2) Cedar lined closets
- Centerline king-size berth
- Cruisair SMXII climate controls
- Porthole with drapes and curtains
- Whisperwall headliner
- LED recessed lighting
- Cloth headboard
- Maple and birds eye Maple millwork package
- Abundant storage
- Element 22" TV
- DVD player
- Recessed surround sound speakers
- Barber carpeted floors
- Desk with leather top stool
- Gold fixtures, knobs, and hardware

Master Head:

- Solid service countertops
- Kohler above counter mounted porcelain sink with hot and cold faucet
- Tiled flooring
- Mirror
- Huge walk-in shower stall with glass door
- Gold fixtures, knobs, and hardware
- Porthole

- Freshwater head

VIP Stateroom:

- Centerline queen berth flanked by nightstands
- Cruisair SMXII climate controls
- Whisperwall headliner
- LED recessed lighting
- Mirror headboard
- Maple and Birds Eye Maple millwork package
- Abundant storage
- ONN 18" TV
- DVD player
- Barber carpeted floors
- Porthole with drapes and curtains
- Gold fixtures, knobs, and hardware

VIP Head:

- Solid service countertops
- Kohler above counter mounted porcelain sink with hot and cold faucet
- Tiled flooring
- Huge walk-in shower stall with glass door
- Silver fixtures, knobs, and hardware
- Mirror
- Freshwater head
- Wallpaper

Guest V-Berth:

- V-berth configuration
- Cruisair SMXII climate controls
- Whisperwall headliner
- LED recessed lighting
- Cloth wall coverings and headboard
- Reading lights
- Maple millwork package
- Abundant storage
- ONN 18" TV
- DVD player
- Barber carpeted floors
- (2) Porthole with drapes and curtains
- Gold fixtures, knobs, and hardware

Bunk Guest Stateroom:

- Over-under bunks
- Second bunk with wood ladder forward in a room with an abundance of storage below
- Cruisair climate controls
- Whisperwall headliner
- LED recessed lighting
- Cloth wall coverings and headboard
- (3) Reading lights
- Maple millwork package
- Abundant storage
- Barber carpeted floors
- (2) Porthole with drapes and curtains
- Gold fixtures, knobs, and hardware

Guest Head Shared:

- Solid service countertops
- Kohler above counter mounted porcelain sink with hot and cold faucet
- Tiled flooring
- Huge walk-in shower stall with glass door
- Silver fixtures, knobs, and hardware
- Freshwater head
- Mirror
- Wallpaper

Companion Way:

- Utility closet
- Asco T701 clothes dryer
- (1) Asco W6021 clothes washer
- Carpeted flooring with access to bilge below
- Cloth-covered walls
- Whisperwall headliner with recessed LED lighting
- Smoke detector Carbon monoxide detector

Electronics, Bridge & Helm:

“Come Monday” has a beautiful laid-out enclosed bridge pilothouse featuring the same gorgeous Maple millwork package found throughout the vessel. Centerstage is the captain's position with a comfortable leather, ladder back Stidd helm chair. This vantage point offers excellent 360-degree visibility of your surroundings. The ship's systems are easily reached and seen. It's a perfect setup for an owner-operator and the great lines of sight are enhanced by an HD CCTV system with 8 cameras giving you views of nearly every spot onboard. She was outfitted with a completely revamped Simrad electronics package, installed in 2018.

The flooring is of genuine teak and holly planks with a beautifully inlaid compass rose as the centerpiece. To port is a viewing area to keep your captain company and aft is further guest seating and a beautiful hi-low teak chart plotting table. This table drops down level with the bench seating to create a captain's berth for rotations at watch or while underway. Two side doors flank to port and starboard affording access to the upper aft deck space and round out the well-equipped bridge. Note; Under the helm is a massive access point for storage and general work. Pictures can be provided if interested.

- 12" Simrad NNS evo2 series (2018)
- Simrad Halo Pulse Compression Radar (2018)
- 38/200 Combi D Echo sounder transducer (2018)
- Simrad AP44 Autopilot (2018)
- KVH Tracphone 252 Satellite phone (2018)
- KVH Sat TV
- Fusion Bluetooth sound system head unit (2018)
- Wet Sound speakers (2018)
- 22" Vizio TV for camera system connected with 8 HD cameras
- Custom bilge alarm panel
- Bench seating aft flanked to either side by storage drawers
- High/low teak table that converts to a berth
- Whipperwall style headliners
- Recessed LED lighting overhead
- Gold knobs and hardware
- Teak and holly flooring with a stunning inlaid compass rose centerline
- (2) SMX II AC controls
- Woodgrain and stainless steel steering wheel
- Windlass controls
- Ritchie compass
- Simrad VHF (2018)
- iCom M710 VHF
- Caterpillar engine monitoring system with 10" display
- Throttles
- ACR spotlight control
- (1) Wesmar hydraulically operated bow thruster
- Windshield screens
- Windshield wipers
- Kenmore 6 cu. ft. refrigerator
- KVH Tracvision 4 satellite television antenna self-tracking system. The system is served by four (4) Sony SATB55 Direct TV receiver units

Bridge Aft Deck:

The afterdeck is nothing short of huge and likely where you will be spending a majority of time aboard on nice days whether at the docks, underway, or anchored out. There is

plenty of seating for sunset-infused cocktail hours and ample space for lounge chairs and sun-drenched moments. Wanna carry an extra tender? The davit here is more than adequate and up for the task. Simply move the furniture out of the way to clear space on the decks and you are ready to go!

- L-shaped wicker style sectional sofa with cushions
- (2) Wicker style armchairs with matching cushions
- Wicker style coffee table with teak tabletop
- Throw pillows
- Nonskid flooring
- (4) Matching wicker style chaise lounges with cushions
- Nautical Structures box style low profile davit with hydraulic winch and chocks (1800 lb Capacity)
- (2) Mounted Wetsound speakers
- Walk around side decks with access to an enclosed bridge on either side.
- Plugin for wired engine controls to make docking a breeze
- (2) Stainless steel spreader lights facing down and aft to the cockpit
- (1) Stainless steel spreader light mounted overhead on the hardtop to light the upper aft deck area
- Recessed blue lighting overhead

Foredeck & General Deck Hardware:

Tall gunnels wrap around both sides of the yacht giving a feeling of security for all onboard while walking forward. Upfront you will find all the ground tackle for nights on the hook as well as a cozy molded-in seating area to catch those extra special sunsets you'll be enjoying.

- Molded seating with cushions
- Hydraulically Maxwell VWC 3500 vertical capstan anchor windlass with self-feeding chain gypsy
- Stainless steel anchor chute at bow stem
- (1) Approximately 150# Navy style fluke anchor
- The granular non-skid finish on deck with a paint finish
- Chrome-plated combination hawse/cleats 21"
- (2) Bow bulwarks
- (2) Side bulwarks
- (2) Cockpit bulwarks
- (3) Flush mount 6" pop-up style mooring cleats on the swim platform for tender/jetski
- (5) Sections 3 1/4' polished stainless steel inverted U safety rails 38" high fitted swim platform. Each section is fully removable
- Polished 1-1/2" tubing stainless steel safety grab rails on top of bulwarks forward to port & starboard
- Nautical Structures box style low profile davit with hydraulic winch

Aft Deck:

Moving back to the aft through a large electrically actuated automatic sliding door takes us to the alfresco dining area. Our feet are welcomed by thick teak planked flooring and the centerline is a free-standing, freshly refinished teak table and chairs. Just beyond is a molded-in bench seat with striped cushions while overhead is recessed LED lights and recessed speakers providing the perfect ambiance.

To port is a fiberglass drop-in box with a reinforced plastic module that's home to the yacht's ice machine. This is going to ensure your catch stays fresh if you're so inclined to fish from the cockpit and your drinks stay as cold as possible on those hot summer days. This top and the one adjacent to the starboard are perfect buffet serving areas for some of the best meals of your life. Steps port & starboard aft lead to the cockpit area. To starboard; a ceiling-mounted 42' flatscreen TV hangs making this space perfect for catching your favorite flick or sporting event.

- Samsung 42" TV
- Teak sole (thick)
- Teak table (free standing and recently refinished)
- (4) Teak chairs (recently refinished)
- Huge icebox with ice chipper plumbed in
- Overhead recessed LED lighting
- Salon electric sliding glass door
- Molded seating with cushions
- Ceiling mounted speakers

Cockpit:

From the aft deck, we head down to the cockpit. A unique and incredibly useful area that is tremendously undervalued. This is not just perfect for entertaining and fishing, this is your garage so to speak, and is your grill master's space. This is also your staging area for diving, prep area for water activities, a perfect place to wash down all the salty toys when finished for the day and so much more. It's also outfitted with plenty of sound pumping, out of the Wetsound speakers, ensuring you dominate the airwaves wherever you go.

- Teak flooring with ample thickness
- Lazzarette access for storage
- Stainless steel lined insulated refrigerated box
- Watertight engine room access door
- Kenyon Stainless steel grill (2018) can easily be converted back into the live well it was originally.
- Fusion sound system head unit
- (4) Wetsound speakers
- Transom access

- Stainless steel rod holders that double to hold the overhead awning poles
- Hurley Marine H30 davit system
- Stainless steel fold-down swim ladder at aft swim platform safety rail. Fits in a safety rail socket.
- LED light stairs to port and starboard

Engine Room:

There is a huge engine room with phenomenal access for easy ownership. This yacht was built by a team that knows simplicity is paramount to low operations costs on the commercial side of shipbuilding. This engine room shows that knowledge off tremendously well. Getting around the engines and generators is a breeze and the lighting is as bright as an operating room. To top it all off, there is plenty of headroom to stand up and stretch. Down here we find the Northern lights generators, ultra-reliable CAT 3412 engines, water maker (pickled), and all the other ships systems.

- (2) Caterpillar 3412 12V 1400hp engines with under 600 hours
- (2) Twin Disc MG5449 V-drive transmissions
- Hydraulic systems - operating the davit bow thruster unit and anchor windlass
- (2) PTO driven hydraulic pumps serving hydraulic systems
- Hydraulic oil reservoir tank forward port side of the engine compartment
- Aluminum I-beam longitudinal engine bed rail
- Sight tube on the tank
- Flex motor mounts four points
- Freshwater heat exchanger cooled system
- 24 VDC electrical components, starter, and alternator
- Wet and Dry exhaust system through aluminum piping exiting at the transom
- Thermal insulation at dry exhaust section
- Diesel FILTERS: Racor 180MC dual fuel filtration and water separator units serve main engines
- Black Iron piping and Aeroquip diesel service hose with swaged fittings
- Audible alarms activated on ignition
- Analog electric instrumentation with LED tachometer at the engine compartment
- Caterpillar digital engine panels at the helm
- Solid engine couplings and Jackshaft between engine and transmission
- Kobelt AC electric over hydraulic system single station helm unit
- Gulf Coast AC electric pump unit with two Vickers V-20 approximately 5 H.P., 240
- VAC pump and dedicated hydraulic reservoir
- Pump selector switch at pilothouse helm and engine compartment
- Tethered engine, transmission, steering, and bow thruster control unit
- Single actuator assembly and steel tie bar between rudders
- Single / Dual-lever Twin Disc EC200 DC electric engine and transmission controls
- Emergency engine shutdown controls
- (2) Head Hunter Mach 5, 115 VAC freshwater system pumps
- Head Hunter DC service MSD system discharge pump

- (1) Manual 12 VDC diaphragm-type pump serving MSD system
- (1) 110 VAC March 500 GPH refrigeration condenser cooling water pump
- (1) 1 H.P. 220 air conditioning system circulation pump
- (2) 1 1/2 H.P. 220 air conditioning seawater cooling pumps
- (2) Flojet DC diaphragm type pumps serving bilge water oil separators
- (4) Head Hunter Royal Flush toilets DC service
- (1) 110 VAC March 500 GPH ice maker condenser cooling water pump
- (2) PTO driven hydraulic pumps serving hydraulic systems
- (2) Vickers V-20 approximately 5 H.P. hydraulic steering pumps
- (1) Hot water 110 VAC circulating pump
- (1) Rudd approximately 50-gallon 240 VAC water heater

Electrical:

- (2) 40 kW Northern Lights generators model: 4039D F001 with sound shields and approximately 550 hours
- 120/240 VAC ship's service
- (2) 50A Shore cords - 125/250 VAC
- Glendinning Cable Master shore power cord retrieval system
- Battery bank 1 (2) 4D - 12 VDC wet cell
- Battery bank 2 (2) 4D - 12 VDC wet cell
- Battery bank 3 (1) 8D - 12 VDC wet cell
- Battery bank 4 (1) 8D - 12 VDC wet cell
- Battery bank 5 (1) 12 VDC sealed wet cell
- Rotary style battery selector switches
- (1) Newmar PT-40CE Phase Three 40 amp, 12 VDC battery charger
- (2) LaMarche A40-30-24, 40 amp 24 VDC battery chargers - start batteries
- (1) 50 amp 12 VDC battery charger with battery in the bridge as a battery back-up for communication devices and emergency lighting system
- Battery parallel switches
- Integral hull bonding system

Construction:

- Hull - The vessel is framed by aluminum alloys 5086 and 6061 plates forming the shapes of the hull and superstructure
- Bulkheads: All watertight bulkheads 1/4" & 5/16" of 5086 aluminum appropriately stiffened with an aluminum tee bar.
- Keel - The keel is a 3/4" x 6" aluminum flat bar. The upper part of the bow is a 1/2" x 6" aluminum plate
- Framing - The vessel is transversely framed with longitudinal panel stiffeners
- transverse frames and welded to the shell of the vessel. Frames are as follows:
- Side and bottom transverse ribs - Side frames are 2" x 9" x 5/16" aluminum tee bar. Bottom frames are 2-1/2" x 11" x 3/8" aluminum tee bar. Transverse frames are spaced 4' apart

- Deck transverse ribs - Deck cross ribs are a continuation of the side and bottom frames with a 2" x 5" x 3/8" aluminum tee bar spaced not more than 4' apart
- Transom - The transom is a 5/16" plate with 2" x 5" x 1/4" aluminum tee bar stiffeners corresponding with the side longitudinals
- Side longitudinals - Side longitudinals are 2" x 4" x 1/4" aluminum tee bar
- Bottom longitudinals - Bottom longitudinals are 2" x 5" x 1/4" aluminum tee bar
- Engine girders - Main engine girders are of welded construction, built of 2-1/2" x 9" x 5/16" aluminum tee bar as an integral part of the hull structure. The engine beds are 3/8" plate capped with 4" x 6" x 1/2" angle bar, properly braced to each transverse frame
- Deck longitudinals - Deck longitudinals are 2" x 3-3/4" x 3/16" aluminum tee bar from the stern to bow
- Chine bar - Chine bar is 1-1/4" diameter aluminum round rod
- Plating: Bottom plating - Bottom plating from the transom forward 40' is 3/8" aluminum plate and balance of bottom is 5/16" aluminum plate
- Side plating - Side plating is a 1/4" aluminum plate from chine to sheer
- Deck plating - Deck plating is a 3/16" aluminum plate
- Rub rails - Rub rails are 1/4" x 4" half-round formed rub rails welded to the hull at the stern and sides with stainless steel half oval cap at the deck line
- Stem and Transom - Moderate raked stem with moderate bow flare. Square inset transom with built-in swim platform and deck level transom compartment
- Compartmentalization - Vessel hull is divided into compartments divided by water-tight and/or non-watertight bulkheads
- Windows - Aluminum framed windows on superstructure side and aft

Running Gear & Underwater Equipment:

- 3" Stainless steel alloy single-piece propeller shafts
- 41 x 53, 5-Blade NIBRAL propellers
- V-style main struts aluminum welded to the hull
- Free hanging aluminum plate rudders
- Welded aluminum thru hulls
- Underwater lights (white)

Exclusions

Owner's personal belongings.

Disclaimer

The Company offers the details of this vessel or yacht in good faith but cannot guarantee or warrant the accuracy of this information nor warrant the condition of the vessel. A buyer should instruct his representatives, agents, or his surveyors, to








investigate such details as the buyer desires validated. This vessel or yacht is offered subject to prior sale, price change, or withdrawal without notice.

PHOTOS


























CONTACTS

Andrey Shestakov, leading yacht broker of the sales department of Shestakov Yacht Sales Inc. Shestakov Yacht Sales Inc., the official representative of the Miami/Fort Lauderdale FL headquarters.

Contact details

Email: **andrey@shestakovyachtsales.com**

Web: shestakovyachtsales.com/en/

Telephones

USA: **+1(954)274-4435**

Office hours

Monday – Saturday: **9:00 - 21:00** EDT

Sunday: **closed**

Address



Harbour Towne Marina, 850 NE 3rd St, STE 213, Dania, FL 33004