

## SEAHAWK — WESTPORT



**Builder:** WESTPORT

**Year Built:** 2014

**Model:** Motor Yacht

**Price:** PRICE ON APPLICATION

**Location:** United States

**LOA:** 112' 0" (34.14m)

**Beam:** 23' 9" (7.24m)

**Max Draft:** 5' 6" (1.68m)

**Cruise Speed:** 21 Kts. (24 MPH)

**Max Speed:** 24 Kts. (28 MPH)

Our experienced yacht broker, Andrey Shestakov, will help you choose and buy a yacht that best suits your needs **SEAHAWK — WESTPORT** from **our catalogue**. Presently, at **Shestakov Yacht Sales Inc.**, we have a wide variety of yachts available on **our sale's list**. We also work in close contact with all the big **yacht manufacturers** from all over the world.

If you would like to buy a yacht **SEAHAWK — WESTPORT** or would like help answering any questions concerning purchasing, selling or chartering a yacht, please call **+1(954)274-4435**

# TABLE OF CONTENTS

TABLE OF CONTENTS	2
SPECIFICATIONS	7
Basic Information	7
Dimensions	7
Speed, Capacities and Weight	7
Accommodations	7
Hull and Deck Information	7
Engine Information	8
DETAILED INFORMATION	9
INTRODUCTION	9
RECENT UPGRADES	9
HIGHLIGHTS AND FEATURES	9
AFT DECK	11
SALON	11
DINING	11
DAY HEAD	12
GALLEY / DINETTE	12
MAIN DECK FOYER	13
PILOTHOUSE	13
NAVIGATIONAL EQUIPMENT	14
COMMUNICATIONS	14
AUDIO / VIDEO ELECTRONICS	15
CENTRAL EQUIPMENT	16
MASTER STATEROOM	16
MASTER HEAD	17
VIP STATEROOM	17
VIP HEAD	18
MID GUEST FOYER	18

---

GUEST STATEROOM / PORT	18
GUEST HEAD	19
GUEST STATEROOM / STARBOARD	19
GUEST HEAD	20
CREW LOUNGE	20
CAPTAIN'S QUARTERS	20
CREW QUARTERS	21
CREW HEADS	21
FLYBRIDGE	21
FORE DECK	22
SWIM STEP	22
ENGINE ROOM	23
MISCELLANEOUS EQUIPMENT	23
SAFETY EQUIPMENT	24
PAINT	24
SOUND ATTENUATION	24
DIESEL FUEL SYSTEM	24
GASOLINE FUEL SYSTEM	25
LUBE OIL SYSTEM	25
HVAC SYSTEMS / AIR CONDITIONING	25
BILGE SYSTEM	26
FRESHWATER SYSTEM	26
WASTE WATER SYSTEM	26
COMPRESSED AIR SYSTEM	27
MOORING AND ANCHORING	27
VESSEL ALARMS AND MONITORING	27
ELECTRIC SYSTEMS	28
MAIN ENGINES / LINE DRIVE	29
EXCLUSIONS	30

---

---

Exclusions	30
Disclaimer	30
PHOTOS	31
AFT DECK	31
AFT DECK	31
AFT DECK	31
AFT DECK	31
SALON	31
SALON	31
SALON	31
SALON	31
DINING	32
DINING	32
DAY HEAD	32
FOYER	32
GALLEY	32
GALLEY	32
GALLEY	32
DINETTE	32
PILOTHOUSE	33
PILOTHOUSE	33
PILOTHOUSE	33
PILOTHOUSE	33
LOWER FOYER	33
MASTER STATEROOM	33
MASTER STATEROOM	33
MASTER STATEROOM	33
MASTER STATEROOM	34
MASTER STATEROOM	34

---

MASTER HEAD	34
MASTER HEAD	34
VIP STATEROOM	34
VIP STATEROOM	34
VIP HEAD	34
VIP HEAD	34
GUEST STATEROOM / PORT	35
GUEST STATEROOM / PORT	35
GUEST HEAD	35
GUEST HEAD	35
GUEST STATEROOM / STARBOARD	35
GUEST STATEROOM / STARBOARD	35
GUEST HEAD	35
GUEST HEAD	35
CREW LOUNGE	36
CAPTAIN'S QUARTERS	36
CAPTAIN'S QUARTERS	36
CREW QUARTERS	36
FLYBRIDGE / HELM	36
HELM	36
FLYBRIDGE / SEATING	36
FLYBRIDGE / BAR	36
FLYBRIDGE	37
FLYBRIDGE	37
BOW	37
BOW	37
BOW	37
KEYHOLE SEATING	37
BOAT DECK / HOT TUB	37

---

HOT TUB	37
WALK-AROUND DECK	38
WALK-AROUND DECK	38
ENGINE ROOM	38
ENGINE ROOM	38
ENGINE ROOM	38
ENGINE ROOM	38
AFT VIEW	38
PROFILE AND ARRANGEMENT	38
CONTACTS	39
Contact details	39
Telephones	39
Office hours	39
Address	39

---

# SPECIFICATIONS

---

## Basic Information

---

**Category:** Motor Yacht

**Sub Category:** Raised Pilothouse

**Model Year:** 2014

**Year Built:** 2014

**Country:** United States

**Vessel Top:** Hardtop

**Fly Bridge:** Yes

## Dimensions

---

**LOA:** 112' 0" (34.14m)

**Beam:** 23' 9" (7.24m)

**Max Draft:** 5' 6" (1.68m)

## Speed, Capacities and Weight

---

**Cruise Speed:** 21 Kts. (24 MPH)

**Max Speed:** 24 Kts. (28 MPH)

**Displacement:** 550000000 Pounds

**Water Capacity:** 1100 Gallons

**Holding Tank:** 600 Gallons

**Fuel Capacity:** 5500 Gallons

## Accommodations

---

**Total Cabins:** 4

## Hull and Deck Information

---

**Hull Material:** Fiberglass

**Deck Material:** Teak

**Hull Configuration:** Semi-Displacement **Hull Designer:** JACK SARIN

**Exterior Designer:** WESTPORT

**Interior Designer:** WESTPORT

---

## Engine Information

---

**Engines:** 2

**Manufacturer:** MTU

**Model:** 16V2000

**Engine Type:** Inboard

**Fuel Type:** Diesel



---

# DETAILED INFORMATION

---

## INTRODUCTION

---

**SEAHAWK** is a beautifully maintained 112 Westport with only two Owners. She is a must see for any 112 Westport client.

**SEAHAWK** features accommodations for eight Owners/guests in four staterooms, plus Crews Quarters.

## RECENT UPGRADES

---

- Flybridge 3-Sided Enclosure (1/2021)
- Hot Tub, bunny pad, key hole, bow and life raft cushion covers (1/2021)
- Replaced Davit Reservoir Tank (stainless steel)
- Vessel Alarms and Monitoring; Horn Strobe added to Headhunter System
- Navigation Equipment - Nobeltec TZ Navigator 2021/ Transas Navisailor available; WXWork XM Weather
- Communications - PepWave Max Transit dual SIM card Cellular Wi-Fi System
- Audio/ Video Electronics; Apple TV added to Crestron System available throughout vessel
- Tender Tubes (2020)

## HIGHLIGHTS AND FEATURES

---

- (2) Air Conditioning Seawater Intake Pumps and (2) Air Conditioning Seawater Intake through hulls with crossover
- Stern Thruster
- Naiad Stabilizer At-Rest System
- Camera for Towing (Pan/Tilt/Zoom)
- DVR System for recording /accessing video remotely
- Cameras on port/starboard side door changed from fixed to Pan/Tilt/Zoom

### ***Electronics:***

- Pre-Wire install “Latin” option to allow TV Reception in parts of the Caribbean
- Electric pop-up LCD TV to Pilothouse on starboard forward

### ***Exterior:***

- Teak Decking starboard/port side from side doors to bow

### ***Interior:***

- Mahogany on main staircase walls to staterooms on both sides, instead of wallpaper

***Galley/Dinette:***

- Sub-Zero wine fridge on Island
- Sub-Zero refrigerator drawers on Island
- Pocket door to close off Galley area
- Skylight over Island area
- (4) Bar stools in Galley, instead of two

***Salon:***

- 55" Pop-up TV in cabinetry

***Master Head:***

- Rain Shower Head

***Pilothouse:***

- Added 2<sup>nd</sup> Stidd Helm Chair

***Flybridge:***

- Teak Flooring to Deck and Steps (under Hardtop to Hot Tub area)
- 3-Sided Enclosure (1/2021)
- Drop-down TV (in Hardtop)
- Added 3<sup>rd</sup> Stidd Helm Chair with power option

***Aft Deck:***

- Child Gates

***Boat Deck/Tub Area:***

- Gypsy Awning

***Fore Deck:***

- Sunning Pads on Bow

***Swim Step:***

- Towing Eye and reinforced Cleats for Towing

***Rear Crew / Utility Area:***

- Brownie Dive Compressor 3<sup>rd</sup> Lung, Model #YP55DF-M (5hp)

---

## AFT DECK

---

- TV 42" Exterior LCD
- Satellite Receiver
- (2) Pairs of speakers
- Crestron 2-Way Touch Panel Control
- Refrigerator: GE
- Boarding Gates: Boarding gates, port and starboard
- Bar: Includes refrigerator, stone top, sink/ice bin with hot and cold water, bar storage, and a barware cabinet in portside bulwark
- Loose Furniture: Includes molded-in settee with cushions, one high gloss Teak dining/cocktail table on stainless pedestals with electric high/low features, six Wicker dining chairs, and (3) Wicker bar stools
- Storage Lockers: Located in bulwarks
- Spiral staircases: (1) Down to Crew Quarters with a weather tight door and (1) up to Boat Deck

---

## SALON

---

- TV 47" LCD
- Surround Sound Receiver
- Surround Sound Speaker System with Powered Sub-Woofer
- iPod Docking Station
- Satellite Receiver
- Blu-ray DVD/CD Player
- Crestron 2-Way Touch Panel Control
- Cabinetry: Raised buffets port and starboard, lower side buffets: Stone with crescent edge tops Outboard cabinets will have Crotch Mahogany veneer and Sapele with high-gloss finish tops
- Furniture: Sofa and love seat placed in "L" configuration with 3 occasional chairs, cocktail table, and end tables portside; game table with 2 chairs to starboard
- Refrigerator/Icemaker: U-Line
- Bar: Includes a walk-up bar with combo refrigerator/ice maker, and storage. Bar top has Crotch Mahogany veneer top with high-gloss Sapele edge, and inlaid stone behind doors. Mirror polished stainless round sink, and chrome faucet

---

## DINING

---

- Overhead Detail: Perimeter soffit with crown molding and rope light. Domed overhead ceiling feature (oval) is over the dining area, with dining pendant and overhead ceiling feature in the Salon
- Formal Dining: Veneered dining table top and base with glass inserts and 8 chairs

- Formal Dining Service Storage: (2) Mirrored Lucite storage cases. One case holds provided formal china (12 five-piece place settings), and one holds provided formal crystal which includes 12 each of the following: wine, water, and champagne glasses. Formal five-piece flatware is stored above cases
- Media Storage: Storage for CD's and DVD's
- Headliner: Majilite Vinyl headliner
- Window Treatments: Fashion Tech blinds and shades use Somfy motors with RTS control
- Aft Door: Large 4-panel polished stainless steel sliding door, weather tight, and direct bonded glass

---

## DAY HEAD

---

- Majilite Vinyl headliner
- Vanity light
- Marble vanity top with black Kohler Caxton under-mount sink
- Ceiling light fixture
- Headhunter Royal Flush Hydro Vac
- Marble tile flooring and marble wainscoting

---

## GALLEY / DINETTE

---

- Refrigerator: Sub-Zero 48"
- Cook top: Dacor 5-Burner Touch-top
- Oven: Dacor 30" Convection
- Microwave/Vent Hood GE
- Trash Compactor: Broan
- Hot Water Disp.: Insinkerator
- Dishwasher: ASKO
- TV 47" LCD
- Satellite Receiver
- (1) Pair of speakers
- Crestron 2-Way Touch Panel Control
- Overhead Detail: Perimeter soffit with crown molding and rope light
- Cabinets: Sapele Hardwood and Tiama cabinetry. Included are the cabinets along starboard wall under windows
- Dinette Settee and Table: Built-in storage, table will be stone with crescent edge
- Galley Countertops: Stone with crescent edge
- Dinette Counters: Crotch Mahogany and Sapele edge with high-gloss finish
- Window Treatments: As specified by Westport Interior Design, Fashion Tech blinds and shades use Somfy motors with RTS control
- Sink: Stainless Kohler extra deep with Kohler cutting board and soap dispenser

- Stove Fiddles: Cook top pan holders
- Galley Flooring: Amtico commercial Vinyl flooring in a hardwood pattern with elegant inlaid border

## **PANTRY/DOGHOUSE:**

- Walk-in pantry with storage is located off of Port Companionway
- Icemaker: Manitowoc
- Wine Cooler: U-Line
- Washer: Miele Novotronic
- Dryer: Miele Novotronic

## **MAIN DECK FOYER**

---

- Niche: Sapele console cabinet with stone top, recessed mirror with Sapele frame
- Lighting: Overhead recessed lights
- Flooring: Marble tile in port and starboard companionways and aft Salon entry

## **PILOTHOUSE**

---

This vessel is equipped with modern navigation and communications equipment suitable for worldwide voyages. This equipment includes satellite based position and speed information, magnetic and true heading data, radar, electronic charting and depth finding. Communications equipment spans numerous transmission technologies in compliance with safety regulations and to maximize contact with shore side and marine stations, enhancing one's ability to communicate from any location

- (1) Pair of speakers
- Crestron 2-Way Touch Panel Control
- iPod Docking Station
- Whole Boat Audio Signal
- Helm Station Wheel: Wooden 24" Destroyer type
- Engine Controls: MTU Integrated Control Head
- Engine Instrumentation: DDC/MTU
- Bulkheads: Majilite (or equal)
- Headliner: Majilite (or equal)
- Control Console: Black Spinneybeck leather with leather dash hoods
- Settee: Fabric/leather
- Settee Table: Crotch Mahogany top and Sapele edge with high gloss finish and stainless steel grab rail
- Defrosters: Three (3) heater/defrosters on Pilothouse console
- Windshield Wipers/Washers: Exalto windshield wipers with electronic control panel with synchronization and washers for three wipers

- Helm Chair: Crown Mariner helm chair with fabric or leather which matches settee
- Counter: Leather
- Bronze Mirror: Aft bulkhead
- Joinery: Bookcase: Built-in
- Fax Cabinet
- Desk: Crotch Mahogany top and Sapele edge with high gloss finish and stool
- Chart drawers adjacent to console
- Helm Console
- HVAC: With linear slot diffusers in soffit and overhead
- Windshield: Mesh sun screen cover
- Clock/Barometer – Weems & Plath, 6" Quartz clock dial, 6" Barometer dial
- Flooring: Stain resistant carpeting
- Computer: Computer with wall mounted monitor located at Navigation station (desk) in Pilothouse
- New Carpeting

---

## NAVIGATIONAL EQUIPMENT

---

- Nobeltec Navigator 2021 / Transas Navisailor available
- WX Work XM Weather
- Navigation/Electronic Chart System: Transas Navisailor NS4000 ECS with 19" LCD display Navigation/Electronic Chart System (Backup): Furuno Maxsea charting system in the Pilothouse and at Flybridge
- Radar: Two Furuno FAR-2117 X-Band Radars with 19" LCD display and one repeater on Flybridge
- Depth Sounder: Furuno FCV1200BB-P with 15" LCD monitor
- GPS: Furuno GP-150D at Pilothouse Dash and at Pilothouse Desk
- Wind, Depth and Speed: B & G HS3000 includes wind, speed, depth, and heading displayed on full function displays in the Pilothouse and Flybridge
- Compass: (1) Ritchie Globe Master F-600 in Pilothouse, and one Furuno Rate Sensor for true heading data
- Aft Depth Sounder: Furuno RD-33 Digital Display Depth Sounder with Smart Sensor. (Located in Captain's Quarters)
- Autopilot System: Simrad AP50 in Pilothouse and on Flybridge

---

## COMMUNICATIONS

---

- SHIP TO SHIP/SHORE
- VHF: (2) Icom M604 DSC VHF radios in Pilothouse and one command mic on Flybridge
- VHF: VHF radio installed in tender
- SSB: Icom M802 w/ automatic antenna tuner

- G.P.I.R.B.: McMurdo Sat +
- Loud Hailers: (1) Loudhailer, one intercom to Aft Deck integrated to PH radios

### **SATELLITE COMMUNICATIONS (SATCOM) COMPONENTS:**

- Internet: Internet connectivity thru Omni Access Network System. Wireless access is available throughout the vessel. Connectivity is provided by, Mini VSAT, 3G Cellular, Wi-Fi Amp, Fleet Broadband and shore connection located at aft bustle
- Weather Information: X-M Satellite Weather running on Intellisea computer with OCENS WeatherNet and GRIB Explorer weather monitoring software on ships computer
- Pepwave MaxTransit Dual SIM Card Cellular Wi-Fi System

### **TELEPHONE SYSTEM:**

Telephone System: Panasonic (PBX), 20-Station Digital Phone System. All stations have speaker phones for intercom and paging. Phone system is connected to Satcom, Vsat VoIP, Cell Phone and Shore Phone for voice lines throughout. Cordless phone units (five total) are located in the Master Stateroom-1, Pilothouse-1, Galley-1 and Salon-2 (one intended for Aft Deck). The Pilothouse has a fix-mounted phone with an LCD display. A single shore connection is provided at the port bustle with a 100 ft. combo Telephone / CATV shore cord

- Cellular Phone: Tellular cellular phone system. GSM 3G
- Satellite Telephone: Fleet Broadband FB150

### **CAMERA SYSTEM:**

A comprehensive CCTV system – controlled with Elbex, with hi-resolution color cameras – offers security and assists in navigation during low visibility situations is included with this vessel. Full pan zoom tilt camera on the aft deck, fixed port and starboard cameras on side decks assists in maintaining surveillance of entry points. In the Engine room, a full pan zoom tilt camera helps the captain monitor mechanical operation while piloting the vessel. Located on the mast is an infra-red camera – FLIR M - for night time navigation and viewing. Camera video is available in the Pilothouse, at the Flybridge, in the Captain's cabin as well as Crew Mess. Added non-rotation camera on Flybridge facing forward, 6 cameras in total

## **AUDIO / VIDEO ELECTRONICS**

Each accommodation space is equipped with Audio/Video entertainment equipment which provides for a variety of entertainment choices. Audio/Video selections includes satellite based radio and television, as well as on board sources including Blu-ray (DVD & CD in Crew Areas), and a central movie server.

Audio/Video distribution is controlled by Crestron System through wireless control. Control for all Audio/Video components is through Crestron programmed remote controllers. We have boat-wide UPS battery back-up for the Audio/Video components. Apple TV added to Crestron System available throughout vessel.

---

## CENTRAL EQUIPMENT

---

- Kaleidescape System
- (1) Movie server and (5) movie players: Includes the Movie and Music License and a Lifetime Music Guide and Software Update Service
- Kaleidescape Movie/Music Server
- Kaleidescape Four-zone Music Player
- Crestron XM and FM Tuner

---

## MASTER STATEROOM

---

- Berth: California King Berth, upholstered headboard, and the bunk rail lifts up on gas springs to storage below. The pedestal has two raised panel drawers built in. Berth flat extends from the pedestal to create a recess for under mount rope lighting
- TV 42" LCD
- Surround Sound Receiver
- Surround Sound Speaker System with Powered Sub-Woofer
- iPod Docking Station
- Satellite Receiver
- Blu-ray DVD/CD Player
- Crestron 2-Way Touch Panel Control
- Lighting: Recessed LED room lights, (2) reading lights & (2) table lamps for end tables
- Indirect rope accent lighting under berth and above soffits
- Special lighting outboard at hull side behind roman blinds
- Overhead lights (rope lights) above berth
- Mirrors: Bronze mirrors on bulkhead above headboard. Clear mirror on inside wardrobe door
- Wardrobe: Walk-in wardrobe with automatic light, closet rod and shelf with keeper
- Counters: Crotch Mahogany top and Sapele edge with high-gloss finish
- Blinds: Roman shade and blind
- Portlights: with fixed glass and privacy cover
- Trim: Sapele
- Joinery: Soffit with Sapele trim for lighting
- (2) Nightstands with drawer
- (1) 15-drawer dresser



- (2) End table cabinets
- Sofa
- Safe: Digital safe in walk-in closet

---

## MASTER HEAD

---

- Shower: Marble; Euro-style frameless tempered glass doors and chrome latches
- Counters: Marble with crescent edge. A narrow extension of vanity counter continues onto forward bulkhead
- Mirrors: (2) Mirrored medicine cabinets. Lighted make-up mirrors above each vanity. Fixed mirrors on forward bulkhead
- Headliner: Majilite vinyl headliner
- Lighting: Recessed LED room lights and vanity lights
- Joinery: Full-width vanities, port and starboard
- Linen lockers port and starboard
- Clothes hamper port and starboard
- Toilets: (2) Headhunter Royal Flush Hydro Vac
- Flooring: Marble tile

---

## VIP STATEROOM

---

- Berth: Queen Berth, upholstered headboard, and the bunk rail lifts up on gas springs to storage below Berth flat extends from the pedestal to create a recess for under mount rope lighting
- Lighting: Recessed LED room and reading lights. Indirect rope accent lighting is under the berth and above soffit
- TV 26" LCD
- Satellite Receiver
- Blu-ray DVD/CD Player
- (1) Pair of speakers
- iPod Docking Station
- Crestron 2-Way Touch Panel Control
- Mirrors: Bronze mirrors on forward bulkhead above headboard. Clear full-length mirror on wardrobe door
- Wardrobe: Walk-in wardrobe with automatic light, closet rod, and shelf with keeper
- Counters: Crotch Mahogany top and Sapele edge with high-gloss finish
- Hatch: Over berth, 24" round hatch
- Trim: Sapele
- Joinery: Soffit for lighting
- (2) Built-in bookcases at headboard
- Vanity/desk

- Entertainment center
- Cabinet in stairwell locker
- Dresser & upper cabinets with doors

---

## VIP HEAD

---

- Shower: Custom molded fiberglass with Euro-style frameless tempered glass door
- Sealed shower light
- Toilet: Headhunter Royal Flush Hydro Vac
- Counters: Stone with crescent edge
- Mirror: Mirror above vanity
- Lighting: Recessed LED room lights and vanity lighting
- Flooring: Stone
- Joinery: Vanity, Medicine cabinet & Linen cabinet

---

## MID GUEST FOYER

---

- Overhead Mirror: Bronze with Sapele trim
- Console: Sapele cabinet with stone top
- Framed mirror above cabinet
- Flooring: Marble tile
- Lighting: Overhead lighting
- Luggage Storage: Guest stairs have lift-up section to allow for storage

---

## GUEST STATEROOM / PORT

---

- Berth: Queen Berth, upholstered headboard, and the bunk rail lifts up on gas springs to storage below. The pedestal has two raised panel drawers built in. Berth flat extends from the pedestal to create a recess for under mount rope lighting
- TV 26" LCD
- Satellite Receiver
- Blu-ray DVD/CD Player
- (1) Pair of speakers
- iPod Docking Station
- Crestron 2-Way Touch Panel Control
- Lighting: Recessed LED room lights
- (2) Reading lights
- Indirect rope accent lighting under berth and above soffits
- Mirrors: Bronze mirrors on aft bulkhead above headboard. Clear full length mirror on wardrobe door
- Wardrobe: with automatic light, closet rod, and shelf with keeper

- Counters: Crotch Mahogany top and Sapele edge with high gloss finish
- Blinds: Roman shade and blind
- Portlights: with fixed glass and privacy cover
- Trim: Sapele
- Joinery: Soffit with Sapele trim for lighting
- (2) 3-Drawer night stands, (1) 5-drawer dresser
- Entertainment center with doors and 5-drawer dresser below

---

## **GUEST HEAD**

---

- Toilet: Headhunter Royal Flush Hydro Vac
- Shower: The shower is molded fiberglass with Euro-style frameless tempered glass doors
- Shower sealed light
- Mirror: Wall mirror above vanity
- Lighting: Recessed LED room lights
- Vanity lighting
- Counters: Stone with crescent edge
- Joinery: Vanity & medicine cabinet
- Flooring: Stone

---

## **GUEST STATEROOM / STARBOARD**

---

- Berths: Twin berths, and upholstered headboard. The pedestal has one raised panel drawer built-in Berth flat extends from the pedestal to create a recess for under mount rope lighting. The inboard berth is movable
- TV 26" LCD
- Satellite Receiver
- Blu-ray DVD/CD Player
- iPod Docking Station
- (1) Pair of speakers
- Crestron 2-Way Touch Panel Control
- Lighting: Recessed LED room lights, (2) reading lights, indirect rope accent lighting under berth and above soffits
- Mirrors: Bronze mirrors on aft bulkhead above headboard and clear full-length mirror on outside wardrobe door
- Wardrobe: with automatic light, closet rod and shelf with keeper
- Counters: Crotch Mahogany top and Sapele edge with high-gloss finish
- Blinds: Roman shade and blind
- Portlights: with fixed glass and privacy cover
- Trim: Sapele
- Joinery: Soffit with Sapele trim for lighting

- (1) 3-Drawer movable nightstand
- Entertainment center with doors and 5-drawer dresser below

---

## **GUEST HEAD**

---

- Shower: The shower is molded fiberglass with Euro-style frameless tempered glass doors
- Shower sealed light
- Mirror: Wall mirror above vanity
- Lighting: Recessed LED room lights and vanity lighting
- Counters: Marble with crescent edge
- Joinery: Vanity & Medicine cabinet
- Toilet: Headhunter Royal Flush Hydro Vac
- Flooring: Stone

---

## **CREW LOUNGE**

---

- TV 22" LCD
- Satellite Receiver
- DVD/CD Player
- iPod Docking Station
- (2) Pair of speakers
- Refrigerator: Sub-Zero
- Washer: Miele Professional PW6065PLUS
- Dryer: Miele Professional PT7136PLUS
- Microwave: Sharp

---

## **CAPTAIN'S QUARTERS**

---

- Berth: Captain is full-size with drawer underneath and upper cabinet above berth
- Lighting: 110V AC recessed room lights and 24V DC reading lights
- Mirrors: Clear full-length mirror on the inside of the wardrobe doors
- Wardrobe: with automatic light, double doors, closet rod, and shelf with keeper.  
There is a safe in the captain's berth
- Counters: Solid surface with crescent edge
- Blinds: Duette
- Trim: Maple
- Joinery: Captain's nightstands
- Captain's desk with solid surface top, includes stool
- Captain's dresser
- TV 32" LCD

- Satellite Receiver
- (1) Pair of speakers
- Handheld Crestron Remote

---

## CREW QUARTERS

---

- (4) Twin berths with innerspring pillow-top mattress with drawers under berth
- Crew Lounge entertainment center
- TV 22" LCD
- DVD/CD Player
- Satellite Receiver
- Crew Lounge/Galley upper and lower cabinets
- Crew Lounge upholstered settee
- Crew Lounge solid surface table top
- Appliances: Built-in refrigerator, microwave, two upright, (1) large GE freezer in Equipment Room, one washer and dryer

---

## CREW HEADS

---

- Shower: Custom-molded fiberglass with tempered glass doors and Altmans fixtures. Sealed shower light
- Mirror: Mirror on medicine cabinet
- Lighting: Low-voltage recessed room lights and vanity lighting
- Counters: Solid surface with crescent edge
- Joinery: Vanity & Medicine cabinet
- Flooring: Amtico commercial vinyl flooring in a hardwood pattern including Vinyl base molding

---

## FLYBRIDGE

---

- (2) Pairs of speakers
- Handheld Waterproof Crestron Remote
- Flybridge Helm: Steering controls on centered console
- Wing Stations: Flip-up steering units on port and starboard of Flybridge Console
- Wet Bar: Upper bar top is high-gloss Teak and the lower bar surface is stone with stainless steel sink/ice bin. BBQ area has stone top. Refrigerator near BBQ, grill with hood and cover, and four fixed bar stools
- Helm Wheel: (1) 24" stainless steel, Destroyer type
- Helm Chairs: (2) Crown Mariner with footrests
- Hard Top: Composite construction covering Flybridge Deck has 24v overhead deck lighting

- Tables: (1) Fixed oval high-gloss Teak table
- Settee: Molded settee with cushions and hinged seating for storage below
- Mast: Welded aluminum and composite with electronics, anchor light
- Air horn: Kahlenberg T2-figure 372, with ½" air strainer
- Venturi: Custom ¼" Per-spec in stainless frame

---

## FORE DECK

---

- (1) Pair of speakers
- Handheld Waterproof Crestron Remote
- Bow Sun Lounge: With vinyl cushions and cover and storage below
- Keyhole Seat: Molded settee with cushion and cover
- Boson's Locker: 110v outlet inside with lights and storage
- Rubrail: Molded-in fiberglass and high-density foam lower and middle guards with stainless half-oval rub strip
- Stainless Rails: Transom stairs port and starboard, Swim Step, Flybridge, Bow, and Boat Deck sides, Boat Deck aft. All railings are 1 ½" mirror polished stainless except swim step staple rails which are 2". Boat Deck and Swim Step rails have mid-rails
- Windows: Frameless, bonded with Ultra Glaze, ¼" Solar Gray tempered glass. Forward Pilothouse windows 3/8" clear
- Portlights: Watertight slot shaped with privacy covers
- Thru Hulls: All thru-hull fittings below waterline are bronze with bronze valves and bonding
- Hatches: 24" round Freeman for VIP
- (1) Stainless/aluminum sliding hatch: Pilothouse to Flybridge
- (1) Freeman cast aluminum round bow deck hatch to chain locker
- (1) Sliding hatch from aft deck stairs to Flybridge
- (1) Hatch from Crews Quarters companionway to Lazarette
- (1) Hatch to the Attic

---

## SWIM STEP

---

- Teak Decking: Teak over Composite deck
- Hose Bibs: For wash-downs
- Pop-up Cleats: (2) at the guard (P&S)
- Hatch: Gasoline fueling station
- Sockets: For swim ladder
- Swim Ladder: Folding handle, stainless
- Steps to Aft Deck: Located port and starboard with Teak covered steps and stainless handrails
- Capstans (2): Maxwell 3500# 24V DC

- Mooring Bits (2): One port, one starboard
- Access Door to Utility Room: Pacific Coast Marine watertight door
- Hand Rails: 1 ½" Polished stainless
- Staple Rails: 2" Polished stainless, removable
- Underwater Lights: (4) Across the stern

---

## ENGINE ROOM

---

- Paint Package: Bright white
- Cabinets: One storage cabinet on aft port bulkhead above workbench
- Engine Room Floor: Removable plywood floorboards with black tile vinyl floor covering
- Work Bench: Stainless steel work bench with 4" vise
- Door: Pacific Coast Marine watertight door (or equivalent)
- Fire Suppression: Engine Room has a FM200 Fire Suppression System with manual/automatic controls; also, additional fire suppression is located on the electrical distribution panel. The system is tested and issued a certification of inspection by an authorized inspector

---

## MISCELLANEOUS EQUIPMENT

---

- Boarding Stair: (1) 7-Step Carbon Fiber with two handrails, brackets at port and starboard gates, stowed on starboard bulwark
- Boat Hook: (1) 11/2" x 8' with chrome plated hook end
- Covers: Sunbrella Snap-On covers for Flybridge; bar, tables, settee, four bar stools, two helm chairs, and instrument console
- Boat Deck: Hot Tub cushions, and sun lounge. Bow; settee and sun lounge
- 17 OMX Tender with 115 Yamaha
- New Tubes (2020)
- Aft Deck: Settee, table, bar stools and loose teak furniture. Also, for the boarding stairs while it is in the stowed position. A black mesh windshield cover is provided in the Pilothouse
- Cushions: Aft Deck settee and bar stools, Bow keyhole settee and lounge, Flybridge settee, Hot tub cover and Boat Deck sun lounge. Sunbrella fabric cushions with dry fast foam fill
- Flagstuffs: Stern flagstaff rigged with 1/8" nylon line, and bow jack staff rigged with 1/8" nylon line; both rigged per standard yacht practice. Courtesy flag halyards are on the mast
- Passerelle: Steelhead Passerelle, Hydraulic
- Swim Ladder: 4-Step swim ladder
- Wheel Puller: for vessel's propellers
- Tool Box: (8) Drawers with tools - (Engine Room)

---

## SAFETY EQUIPMENT

---

- Life Raft: (2) 8-Man Zodiac life rafts
- Life Preservers: (13) Coast Guard-approved adult life preservers with water lights, and (6) Coast Guard-approved child life preservers with water lights
- Ring Buoys: (2) 24" Diameter ring buoys secured on exterior of vessel
- Flares: Flare kit included
- Bell: Perko 179 Ship's bell per Coast Guard regulations, stored in Doghouse
- Safety steps: Recessed into Transom
- Fire Extinguisher: Dry chemical type to be installed in suitable locations; three - 10 lb., five - 5 lb., and five 2½ lb.
- GPIRB: Northern Airborne Technology NA-S1520

---

## PAINT

---

- Topsides: Alexseal 501 top coat. Hull and house color is Stark White. Boot stripe is acrylic high-gloss black
- Bottom Paint: Consists of Seahawk black antifouling bottom paint over an epoxy barrier coat

---

## SOUND ATTENUATION

---

- Westport Shipyard has developed a 'whole sound reduction' plan that incorporates installation details and insulation schedules that significantly reduce noise & vibrations throughout the vessel
- Engine Room: The sound package consists of barriers and absorptive insulation (material - Soundown) in addition, equipment, piping and wiring is solidly mounted to isolate and prevent vibrations that transmit noise
- Watertight Door: Noise attenuating/watertight door: Pacific Coast Marine
- Isolation Mounts: Various, per equipment manufacturer specifications
- Accommodation Sound Dampening: Noise transmission between spaces in the accommodation areas is achieved using sound 'tight' construction. This system utilizes acoustic fill (Whisper Walls 3M Thinsulate) in double wall bulkheads, and isolation mounting (material - Sylomer) of equipment and piping that may transmit vibration

---

## DIESEL FUEL SYSTEM

---

Approximately 5,500 gallons (US) of diesel in one tank separated into three compartments with a transfer system including a pump, meter and distribution manifold. All diesel consumers draw from the center compartment (Day Tank). During



normal operations fuel is transferred to the day tank via the transfer pump. Fueling process is via either of two deck fill locations amidships, port or starboard side. Tank is vented to atmosphere on both sides of the vessel. Tank level monitoring is via electronic sensor and display with high/low level alarms. Tank is all aluminum, welded construction with internal baffles and three divided areas

- Pumps: Fuel transfer pump will have a flow meter and timer
- Fuel Filters: (1) Dual Sea Pro 8 with isolation valve for each main and one Dual Racor 75/500 for each generator
- Fuel Gauges: Sight tubes located in Engine Room and IntelliSea monitoring
- Fuel Tank: ¾" 5086 alloy aluminum separated tank with dual fills and standard vents, IntelliSea monitoring and sight tube level indicators. Approximate capacity: 5500 gallons

---

## **GASOLINE FUEL SYSTEM**

---

The Gasoline System consists of a tank, an air diaphragm pump, and hose with nozzle to transfer the gas. The hose, nozzle and pump, along with the tank fill are located under the hatch centered on the Swim Step deck

- Tank: Aluminum, 100 gallon
- Pump: Air diaphragm

---

## **LUBE OIL SYSTEM**

---

The vessels main engines and generators can be serviced utilizing an onboard lube oil change system. New/used oil tanks are fitted in the under sole on centerline in Crew Mess. The new oil tank can be filled directly into tank, stbd side. The quick connect hose and portable pump are used to transfer lube oil to/from locations

- Tanks: Located under sole in Crew Mess area. Lube Oil – New: Aluminum, 50 gallon. Lube Oil – Used: Aluminum, 50 gallon
- Pump: Portable and stowed below the starboard generator
- Fittings: Stainless quick connectors

---

## **HVAC SYSTEMS / AIR CONDITIONING**

---

The interior of the vessel is kept at a constant temperature through the use of a seawater cooled/heated reverse cycle, treated water HVAC system. The capacity is 24 tons and is distributed throughout the vessel via individual room air handlers of various sizes and BTU ratings. There is one (HVAC) Keypad the two air handlers in the Master Stateroom, one for the two air handlers in the Galley, and two for the four air handlers

that serve the Salon; all other air handlers are each controlled by a separate Keypad

- HVAC: All interior areas air conditioned by at least one HVAC unit. Master & Guest Staterooms have chill chaser units
- Ventilation: Eight exhaust fans, two in the master head and one in the other heads
- Marine Air HVAC System: Four compressors and heating pump, independent seawater intake
- Chillers: 230V-1PH-60Hz, 24 ton
- Air Handlers: 230V-1PH-60Hz, various BTU as required by volume being treated, utilizing variable speed hi-static DC blowers
- Make Up Air: For cycling air through the vessel interior

## **BILGE SYSTEM**

---

- System consists of five remote-mounted bilge float switches and IntelliSea alarms on all float switches
- Bilge Pumps: Fixed bilge pump system includes two electric 230V AC pumps with 1 ½" PVC lines to each major compartment with check valves, strainers, and priming system

## **FRESHWATER SYSTEM**

---

The system is comprised of multiple divided and baffled fresh water tanks, two AC supply pumps, suction supply, service and distribution manifolds, two reverse osmosis watermakers, and associated valves, filters, expansion tanks, regulators and gauges. Freshwater wash downs with quick connects are located on all decks

- Pumps: (2) 220V AC pumps and one 24V DC backup pressure pump with tank
- Water Tanks: Are stainless steel with interior epoxy coating and an approximate tank capacity of 1,000 gallons. IntelliSea monitoring system and sight tube level indicators
- Watermaker: (2) Sea Recovery SRC AWC 1400-2 (2,800 gallons per day total)
- Water Filters: (5) Micron sediment filters with UV sterilization light
- Water Heaters: (2) Dual element, fast recovery. (1) 80 gallon and one 38 gallon
- Horn Strobe Alarm added to Headhunter System

## **WASTE WATER SYSTEM**

---

Black and Gray water is routed to an FRP Tank. A certified Marine Sanitation Device (MSD) is installed for treatment of all wastewater Tank level monitoring is via electronic sensor and display with level alarms and all tanks are vented at the boot stripe. Discharge is via MSD or direct overboard via diaphragm pump. Also, a dockside

connection is located just aft of the starboard fuel fill

- Pumps: High capacity solids handling AC diaphragm type
- MSD: Headhunter MSD treatment with PLC touch screen and Auto-Chlor treats black and gray water
- Holding Tank: Tank is composite with an inspection hatch. Tank is electronically monitored and has an approximate capacity of 600 gallons. Headhunter MSD treatment with PLC touch screen, and Auto-Chlor treats black and grey water
- Gray Water Sumps: Two approximately 15 gallon gray water boxes fitted with screens; also, supply and discharge lines for all showers. Forward & aft sump tank will have sump pumps and 24V DC back-up pumps

---

## COMPRESSED AIR SYSTEM

---

- The vessel has a compressed air system for powering the ship's whistle, gasoline dispensing pump, and machinery spaces for air powered tools
- Compressor: SpeedAire 3 hp with 20 gallon tank
- Air Hose: 18' Self-coiling with quick-disconnect

---

## MOORING AND ANCHORING

---

### *General:*

- Bitts: (8) 1'-7" stainless steel
- Hawse eyes: (6) Stainless hawse eyes forward, two stainless steel hawse eyes at swim grid, plus two additional cleats at stern for shore boat tie-off
- (8) Fender cleats: (4) Per side, with stainless steel rub rail

### *Bow:*

- Dual Poole style 300 lb. polished stainless steel anchors with polished stainless steel anchor plates
- (1) 250', one 350' x 5/8" chain for two anchors, 5/8" chain rollers, stoppers, and devil's claws
- (2) VWC 4500# Maxwell, hydraulic winches with band brakes
- Anchor chain wash-down system

### *Stern:*

- (2) Maxwell 3500# 24V DC capstans

---

## VESSEL ALARMS AND MONITORING

---

## VESSEL INFORMATION CONTROL SYSTEM

Vessel Information and Control System: IntelliSea Model IS-1. Fixed panels are located at convenient locations providing operational information and alarm conditions with a programming panel located in the Pilothouse. IntelliSea offers a vessel wide Wi-Fi network, accessible with password for laptop display of monitored information.

*Items on safety control panel as follows:*

- (14) Combo smoke/heat sensors: Combo sensors are located in all staterooms, interior public and crew areas
- A Heat Sensor in the Engine Room
- (4) CO alarms: In crew staterooms, Capt. Stateroom, and Crew Galley/Lounge
- Security system: The Aft door, Crew door, Salon door, port and starboard doors, Flybridge hatch, and VIP hatch monitored for unauthorized entry
- Tank levels monitored; 3 fuel tanks, 2 fresh water tanks, both gray water sumps and black water tank (Gray water boxes have alarms on DC pumps. Black water tank alarmed at 75% and 98% full levels.)
- Monitoring of AC supply switching from all available sources with Volts, Line 1/Line 2 Amps & KW monitored for each generator
- All five bilge switches monitored for water detection

## ELECTRIC SYSTEMS

- Batteries: All AGM cell type batteries. (2) Banks of two 8-D, 225-amp batteries, wired in series for starting main engines (total of four) and (2) 8-D, 225-amp batteries, (1) for each generator starting. (1) 24VDC battery bank (two 8-D, 225-amp batteries, wired in series) for ship's service
- Battery Chargers: Chargers include (1) 95-amp 24V DC for ship's service bank, (1) 45-amp 24VDC for main engine bank and one 20-amp 24VDC for generator bank
- Main Distribution Panel: Located in crew area. Designed to be functional with all necessary circuit breakers and transfer switches and, to provide proper operation of AC and DC circuits
- Distribution Panels: Located throughout the vessel, distribution panels have engraved faceplates
- Shore Power: (2) 100 amp single phase shore feeds with Glendenning Cablemaster cord reels at port bustle (incl. two 100 ft. cables). TV and phone outlet located at port bustle with (1) 100' TV/phone cord
- Shore Power Converter: (2) 36Kva 60 Hz, single or three phase input service with a 40-70 Hz frequency and a voltage between 170-520VAC. The converters will auto-configure for the applied power form
- Frequency Converter: (1) 10Kva 50 Hz frequency converter for dedicated 50 Hz

outlets

- Power Conditioner: (1) 10Kva 60 Hz frequency conditioner for audio/video power use & backup power supply
- Lightning Protection: With hull CuNi ground plate and installed air terminal
- Recessed Light Fixtures: LED fixtures
- General Lighting: Vimar and Leviton receptacle and switching throughout.
- Reading Lights: All staterooms have 110V reading lights and 110V receptacles for table lamps
- Indirect Lighting: 24V DC and 110VAC rope lighting
- Shower Lights: 24V with white trim
- Pilothouse Chart Lights: (3) 12V red DC chart lights: (one at navigator's area, one at captain's desk, and one at dash flat over stairs to main deck)
- Searchlight: (1) Carlisle Finch 200 Watt Xenon located on mast with dual controls
- Exterior Lighting: The Fore Deck, House sides, Aft Deck stair and Flybridge overhead lights are all controlled from the Pilothouse switch bank. The Aft Deck Lights are switched locally
- Navigation Lights: Perko
- Crestron: Lighting controls with switched and dimmed Crestron automation

## MAIN ENGINES / LINE DRIVE

---

- Main Engines: (2) MTU/DDC 16V2000 engines, rated at 2000 hp, four-station MDEC controls, integrated station selection and shifter control, MDEC synchronizer and underwater exhaust; 3300 hours
- Generators: (2) 65KW 1800 rpm Northern Lights with compound mounts, sound shields, InSep (internal water/exhaust separation/mufflers). Water temperature, oil pressure and hour meters are installed on main distribution panel in Crew Quarters. Both generators have remote start/stop in Pilothouse. PTO and hydraulic pump installed on both generators for full redundancy; Stbd. Hours 6365, Port Hours 6247
- Bow Thruster: American Bow Thruster 16"-40HP hydraulic single prop with four-station controls
- Rudders: Cast urethane foil-shape rudders with stainless stocks; 7.6 square feet
- Rudder Bearings/Seals: Fiberglass sleeves with PYI bearings, dripless seals, and spare seals in carrier
- Propellers: 48" Michigan Nibral 5-blade custom wheels
- Shafts: Four-inch Aquamet 22-H.S.
- Shaft Log and Packing Glands: Shaft logs to be one-piece fiberglass construction with PYI dripless packing gland with water crossover from engines. Shaft log will be bonded into hull
- Struts: Cast bronze of Vee design
- Steering: Jastram power steering with dual, engine-driven pumps, and four steering stations: Pilothouse, Flybridge, and Port & Starboard wing stations.

Pilothouse and Flybridge Stations include RAI indicator, horn, start/stop buttons, and thruster controls. Wing Stations include RAI indicator, start/stop buttons, and thruster controls

- Bonding: All bronze thru-hulls to be bonded with #8 or heavier wire and connected to transom zincs and shaft wipers
- Zinc Anodes: Are installed on hull at transom and secured on brass studs and tied to the bonding system. Included are shaft and strut zincs

#### *STABILIZERS:*

- Stabilization while underway is provided by a pair of fins located approximately amidships and powered hydraulically by an engine driven hydraulic pump. Control is by modern digital system located in the Pilothouse
- Fins: Naiad Model #525, 12 sq. ft. fins, single station control, with oil level warning, unloading valve kits and dual pumps with gauge kits

---

## **EXCLUSIONS**

**SEAHAWK** is a registered name and does not convey.

Exclusions are to include but are not limited to, all owner's personal items. A detailed list of exclusions will be provided at the time of sale, upon written request.

---

### **Exclusions**

Owner's personal belongings.

---


### **Disclaimer**

The Company offers the details of this vessel or yacht in good faith but cannot guarantee or warrant the accuracy of this information nor warrant the condition of the vessel. A buyer should instruct his representatives, agents, or his surveyors, to investigate such details as the buyer desires validated. This vessel or yacht is offered subject to prior sale, price change, or withdrawal without notice.


# PHOTOS

---

**AFT DECK**



**AFT DECK**




**AFT DECK**




**AFT DECK**




**SALON**



**SALON**



**SALON**



**SALON**




**DINING**




**DINING**




**DAY HEAD**




**FOYER**




**GALLEY**



**GALLEY**



**GALLEY**



**DINETTE**





**PILOTHOUSE**



**PILOTHOUSE**




**PILOTHOUSE**




**PILOTHOUSE**




**LOWER FOYER**




**MASTER STATEROOM**



**MASTER STATEROOM**



**MASTER STATEROOM**




**MASTER STATEROOM**



**MASTER STATEROOM**




**MASTER HEAD**



**MASTER HEAD**




**VIP STATEROOM**



**VIP STATEROOM**



**VIP HEAD**




**VIP HEAD**




**GUEST STATEROOM / PORT**



**GUEST HEAD**




**GUEST STATEROOM / PORT**




**GUEST HEAD**




**GUEST STATEROOM / STARBOARD**



**GUEST HEAD**



**GUEST STATEROOM / STARBOARD**



**GUEST HEAD**



**CREW LOUNGE**



**CAPTAIN'S QUARTERS**




**CAPTAIN'S QUARTERS**



**CREW QUARTERS**




**FLYBRIDGE / HELM**



**HELM**



**FLYBRIDGE / SEATING**



**FLYBRIDGE / BAR**



**FLYBRIDGE**



**FLYBRIDGE**



**BOW**



**BOW**



**BOW**



**KEYHOLE SEATING**



**BOAT DECK / HOT TUB**



**HOT TUB**




**WALK-AROUND DECK**




**WALK-AROUND DECK**




**ENGINE ROOM**




**ENGINE ROOM**




**ENGINE ROOM**



**ENGINE ROOM**



**AFT VIEW**



**PROFILE AND ARRANGEMENT**



# CONTACTS

---

Andrey Shestakov, leading yacht broker of the sales department of Shestakov Yacht Sales Inc. Shestakov Yacht Sales Inc., the official representative of the Miami/Fort Lauderdale FL headquarters.

## Contact details

---

Email: **andrey@shestakovyachtsales.com**

Web: [shestakovyachtsales.com/en/](https://shestakovyachtsales.com/en/)

## Telephones

---

USA: **+1(954)274-4435**

## Office hours

---

Monday – Saturday: **9:00 - 21:00** EDT

Sunday: **closed**

## Address

---



Harbour Towne Marina, 850 NE 3rd St, STE 213, Dania, FL 33004