

CASTLEFINN — WESTPORT



Судостроитель: WESTPORT

Год постройки: 2019

Модель: Моторная яхта

Цена: ЦЕНА ЯХТЫ ПО ЗАПРОСУ

Местонахождение: United States

Длина общая: 125' 0" (38.10m)

Ширина: 26' 11" (8.20m)

Макс. осадка: 5' 11" (1.80m)

Крейс. скорость: 20 Kts. (23 MPH)

Макс. скорость: 25 Kts. (29 MPH)

Купить **CASTLEFINN — WESTPORT** а также выбрать подходящую вам яхту из нашего **каталога яхт** вам поможет опытный яхтенный брокер Андрей Шестаков. На сегодняшний день компания **Shestakov Yacht Sales Inc.** имеет большое количество яхт в **собственном списке продаж**, а также тесно сотрудничает со всеми крупными **яхтенными производителями** по всему миру.

Для того чтобы купить яхту **CASTLEFINN — WESTPORT** а также проконсультироваться по любому вопросу связанному с покупкой, продажей, чартером яхт позвоните по телефону **+7(918)465-66-44**.

ОГЛАВЛЕНИЕ

ОГЛАВЛЕНИЕ	2
ХАРАКТЕРИСТИКИ	6
Основная информация	6
Размеры	6
Скорость, вместимость и масса	6
Размещение	6
Корпус и палуба	7
Информация о двигателе	7
ПОДРОБНОЕ ОПИСАНИЕ	8
INTRODUCTION	8
UPDATES	8
CONSTRUCTION	8
SOUND ATTENUATION	9
BEACH CLUB	9
AFT DECK	10
INTERIOR FINISHES	10
SALON	11
DINING	11
DAY HEAD	11
GALLEY	11
PILOTHOUSE	12
NAVIGATIONAL EQUIPMENT	13
COMMUNICATION ELECTRONICS	13
AUDIO AND VISUAL EQUIPMENT	14
MASTER STATEROOM	14
MASTER HEAD	15
VIP STATEROOMS - AFT	15
VIP HEADS	15

GUEST STATEROOM	16
GUEST HEAD	16
GUEST STATEROOM	16
GUEST HEAD	17
FLYBRIDGE	17
BOAT DECK	18
BOW LOUNGE AREA	18
EXTERIOR APPOINTMENTS	18
CREW LOUNGE AREA	18
CAPTAIN'S CABIN	19
CREW STATEROOMS AND HEADS	19
MECHANICAL SYSTEMS	19
ELECTRICAL SYSTEMS	24
ALARMS AND MONITORING	25
FIRE EQUIPMENT	25
SAFETY EQUIPMENT	26
MOORING	26
ANCHORING	27
EXCLUSIONS	27
Исключения	27
Отказ от ответственности	28
ФОТОГРАФИИ	29
AFT DECK	29
AFT DECK	29
AFT DECK	29
AFT DECK	29
SALON	29
SALON	29
SALON	29

SALON / DINING	29
DINING	30
HALLWAY / DAY HEAD	30
GALLEY	30
GALLEY / DINETTE	30
PILOTHOUSE / HELM	30
PILOTHOUSE /SETTEE	31
PLIOTHOUSE	31
MASTER STATEROOM / FOYER	31
MASTER STATEROOM	31
MASTER STATEROOM	31
MASTER HEAD	31
MASTER HEAD	31
MASTER HEAD	32
MASTER HEAD	32
GUEST STATEROOM / PORT	32
GUEST HEAD	32
GUEST STATEROOM / STARBOARD	32
GUEST HEAD	32
GUEST STATEROOM / TWIN	32
GUEST HEAD	32
GUEST STATEROOM / FORWARD	33
GUEST HEAD	33
FORE DECK	33
FORE DECK / SEATING	33
FLYBRIDGE / HELM	33
FLYBRIDGE / HELM	34
FLYBRIDGE / SEATING	34
BOAT DECK	34

BOAT DECK	34
WALK-AROUND DECK	34
ENGINE ROOM	35
ENGINE ROOM	35
BEACH CLUB	35
BEACH CLUB	35
BEACH CLUB	35
AERIAL VIEW	36
AERIAL VIEW	36
AERIAL VIEW	36
AFT VIEW	36
GENERAL ARRANGEMENT	36
КОНТАКТЫ	37
Контактная информация	37
Телефоны	37
Время работы	37
Адрес	37

ХАРАКТЕРИСТИКИ

Основная информация

Тип судна: Моторная яхта	Модельный год: 2020
Год постройки: 2019	Страна: United States
Верх: Hardtop	Открытая палуба мостика: Да

Размеры

Длина общая: 125' 0" (38.10m)	Ширина: 26' 11" (8.20m)
Макс. осадка: 5' 11" (1.80m)	

Скорость, вместимость и масса

Крейс. скорость: 20 Kts. (23 MPH)	Макс. скорость: 25 Kts. (29 MPH)
Водоизмещение: 710000000 Pounds	Вместимость воды: 1000 Gallons
Вместимость сточного бака: 1050 Gallons	Объем топливного бака: 7065 Gallons

Размещение

Всего кают: 5

Корпус и палуба

Материал корпуса: Fiberglass

Материал палубы: Teak

Комплектация корпуса: Semi-Displacement

Дизайнер корпуса: WESTPORT

Дизайнер экстерьера: WESTPORT

Дизайнер интерьера: WESTPORT

Информация о двигателе

Двигатели: 2

Производитель: MTU

Модель: 16V2000

Тип двигателя: Inboard

Тип топлива: Diesel

ПОДРОБНОЕ ОПИСАНИЕ

INTRODUCTION

CASTLEFINN is one of the most beautiful 125 Westport's built to date. She is a stunning vessel, from bow to stern. She features a Destry Darr interior, along with numerous custom updates. **CASTLEFINN** accommodates ten owners/guests in five staterooms, plus crew.

UPDATES

- Extended Motor and Control System Warranties for 4 years (from December 2020)
- Forward Jet Ski Davit; Nautical Structures 1100 lbs. Custom Stereo, divided into multiple zones; works off Bluetooth instead of Wi-Fi. Big Amps, Subs and additional speakers run on DC Power System, very clean sound at any volume
- MTU Controls
- Spot Zero Fresh Water System
- Replaced the HD7 with HD11
- Replaced the AIS from Class B to Class A
- Applied clear-coat over main Salon table
- Guest/Crew bedside tables, applied clear protection film
- Protection film on Aft Deck Table, as well as the Bar

CONSTRUCTION

Primary Structure:

Hull, superstructure and decks are of foam-cored composite construction with E-glass reinforcements in Vinylester resin. Core material and density varies throughout to optimize engineered structures

Structural framing combines E-glass and carbon fiber reinforcements in Vinylester resin. The structure is engineered to American Bureau of Shipping rules

Exterior Finishes:

Hull and superstructure are finished in Alexseal "Snow White" high-gloss Urethane paint. Mast is finished in Alexseal "Super Jet Black" high-gloss Urethane paint

Boot stripe is applied with high-gloss Acrylic paint in gloss black

Hull bottom coating is black Sea Hawk anti-fouling paint over an Epoxy barrier coat

Windows:

Superstructure side and Pilothouse front windows are frameless, tempered glass, direct bonded to the vessel structure with a Structural Adhesive System

Portlights and hull windows are toughened, laminated glass, direct bonded to recesses integrally molded into the hull

SOUND ATTENUATION

Noise and vibration reduction measures are engineered by Westport and consultants

Engine Room acoustic insulation is integrated with the fire insulation package. It is composed of an aluminum plate reflective barrier, absorptive layers and structural damping materials

Machinery vibration is isolated through the use of resilient mounts

Interior spaces are treated with sound-tight construction techniques to prevent noise transmission between compartments as well as floating joinery connections, acoustic insulation and damping materials to suppress the transmission of structure-borne noise and vibration

BEACH CLUB

- A hydraulically actuated sliding platform extends aft from the center of the Swim Step five feet when deployed. The platform incorporates fold down swim ladders port and starboard
- (4) Pop-up cleats are provided on the Swim Step
- Teak deck swim step
- Removable 2 inch diameter, polished stainless steel staple rails are provided on the Swim Step
- (2) Speakers
- (4) Lights

Utility Room - Located Aft:

- Upright freezer: Liebherr
- Icemaker: Manitowoc
- Day Head

AFT DECK

- Settee with Hi-Lo Table with Protection Film
- Bar with Protection Film
- (4) Chairs
- (2) Bar Stools
- Perlick refrigerator with under counter drawers
- Teak deck
- Passerelle: Nautical Structures custom, double telescoping, hydraulic Passerelle deploys from the Aft Deck at the top of the port Swim Step stair

INTERIOR FINISHES

Joiner work:

Sapele, a rich red/brown tone hardwood of the Mahogany family, is used as the primary wood in public areas and Guest accommodation spaces. Accent pieces display veneer work in Sapele Pommele, a cut of the Sapele log showing highly figured grain patterns

Crew areas are constructed using Beech hardwoods and Anigre veneers, providing a light finish tone

Joinery finish system employs a full Epoxy grain fill to seal the wood and a Polyurethane top coat. Finish sheen is primarily satin with high-gloss accents on selected trim pieces and tops

Window Treatments:

Sheer cellular window coverings are provided throughout the Main Deck and Lower Deck accommodations. Black-out blinds are also provided in the Master and Guest staterooms. Blinds are power operated and controlled through the Crestron System

Lighting

LED overhead lighting is used throughout the vessel. Lighting is controlled with the Crestron system. Accent and task light fixtures are selected to complement the individual vessel's décor

SALON

- Raised tray ceiling
- Custom sofas
- End tables
- Coffee table (applied protection film, not the sleeve)
- (2) Swivel chairs
- (2) Overhead speakers
- Kaleidescape Movie/music library
- DIRECTV HDTV
- Blu-ray/DVD/CD
- Apple TV (airplay/local content only)
- 55" On pop-up lift
- Perlick under counter wine cooler
- Carpeted flooring
- Fabrica carpeting

DINING

- Formal dining table
- (8) Formal chairs
- Buffet/storage: Located port and starboard
- Raised tray ceiling
- Fabrica carpet

DAY HEAD

- Stone vanity top
- Wall-mounted cabinet
- Mirror
- Headhunter toilet
- Floor to ceiling marble walls

GALLEY

- Foldable glass doors for privacy
- Liebherr Refrigerator / freezer
- Wolf Cooktop with Fiddle Rail System
- Wolf Convection oven
- Wolf Microwave
- Miele Dishwasher
- KitchenAid trash compactor
- Wolf Vent hood
- Insinkerator hot water dispenser
- Spring USA professional cookware set
- Henkel cutlery set
- KitchenAid mixer
- Food processor
- Toaster
- Blender
- Coffee maker
- Drop down 48" TV
- (3) Speakers
- Stone countertops
- Upholstered settee
- (2) Stools
- Granite backsplash
- Storage cabinets throughout
- Air-tight door to walkway
- Stairs to Crew Mess

PILOTHOUSE

- 180 degrees panoramic view
- Monitors: (5) 26" LCD monitors
- Throttle and gear controls
- Main engine start/stop controls
- Main engine control system display panels
- Main steering helm wheel and back-up jog lever
- Rudder angle indicator
- MT ECDIS
- MT ECDIS charts covering voyage from Seattle, WA to Ft Lauderdale, FL
- Nobeltec TZ with dedicated wireless keyboard and mouse
- Autopilot: Marine Technologies
- Thruster controls
- GPS: Furuno DGPS receiver with WAAS
- VHF radio: Icom IC-M424
- Closed circuit TV display and control: Quad split screen color display

- Searchlight controls
- Horn controls
- 48" Pop-up TV
- Upholstered settee
- (2) Hi-lo tables
- (2) Upholstered Captain chairs with pedestals
- Windscreen is provided with external sunscreens
- Fabrica Carpeting

NAVIGATIONAL EQUIPMENT

Navigational Aids:

Position and charting equipment consists of redundant hardware and multiple power sources to maximize reliability and availability. Dual radars are heading stabilized for ARPA. Marine Technologies chart plotting system provides professional level offshore navigation capability with superior system stability. Nobeltec TZ chart plotting system with radar overlay provides coastal navigation tools with excellent charting database and bathymetric data for coastal cruising

System components include:

- Radar 1: Furuno FAR-2117 X-Band radar with 8' open array, 96 NM range
- Radar 2: Furuno FAR-2117 X-Band radar with 6.5' open array, 96 NM range
- Search light: Carlisle Finch 200 watt Xenon, 15 million candle power with remote controls
- Air horn: Kahlenberg T-2 three trumpet, with automated signal timer
- Night vision camera: Flir M series
- Wind, depth, and speed instruments: Airmar/Furuno RD33/Maretron DSM150/NMEA 2000 network
- Fluxgate rate compass for TRUE heading
- CCTV system: Eight (8) color cameras

COMMUNICATION ELECTRONICS

External Communication Systems:

External communications (off vessel) consist of a mix of radio, cellular, hard-wired and satellite based technologies.

System components include:

- Cellular Telephone service with 4G voice and data, region specific
- KVH V7 Provides high speed Satellite voice and data connection
- Inmarsat FLEET One provides worldwide Satellite voice and data coverage
- Shore Phone connection
- Wi-Fi marina hotspot amplifier
- AIS Class A Transponder
- VHF Radiotelephones

Internal Communication Systems:

Onboard communications consist of IP phones and intercom.

System components include:

- 20-Station Digital Phone System
- Wireless access points are provided throughout the vessel

AUDIO AND VISUAL EQUIPMENT

- Digital Media Distribution System provides a variety of entertainment sources throughout the vessel. Each public area and Guest accommodation space is equipped with an LED LCD TV and Sound System
- Kaleidescape System provides a Central Movie Server with the Movie and Music License and Lifetime Music Guide and Software update service included. KVH TracVision HD7 System provides an HD Satellite connection worldwide
- Dedicated Power Conditioner and UPS back-up power supply support the Central Entertainment System. Each area can access content either from central sources distributed by the Digital Media System or from local sources

MASTER STATEROOM

- On-Deck Master Stateroom
- Custom tray ceiling
- King size berth with underneath drawers
- (2) Wall mounted night tables
- (2) Night lamps
- (2) Wardrobes
- (2) Chairs
- (3) Dressers
- (5) Speakers

- Kaleidescape movie/music library
- DIRECTV HDTV
- Blu-ray/DVD/CD
- Apple TV (Airplay/local content only)
- 55" TV with pop-up lift
- Fabrica carpeting

MASTER HEAD

- (2) Wall mounted vanities with stone countertop
- (2) Mirrors
- (2) Headhunter toilets
- Frameless glass shower
- Mounted stone bench
- Floor to ceiling marble walls

VIP STATEROOMS - AFT

- Identical VIP Staterooms located aft to port and starboard
- Queen berths
- Wall mounted nightstands
- (2) Night tables
- Dresser
- Closet
- 48" TV
- Kaleidescape movie/music library
- DIRECTV HDTV
- Satellite radio
- Blu-Ray/DVD/CD
- Apple TV (Airplay/local content only)
- FM radio
- iPod
- Navigation chart
- (2) Ceiling speakers
- Fabrica carpeting

VIP HEADS

- Identical VIP en-suite Heads located aft to port and starboard
- Wall mounted vanities with stone countertop
- Mirror

- Headhunter toilet
- Frameless glass shower
- Mounted stone bench
- Floor to ceiling marble walls

GUEST STATEROOM

- Queen berths
- Wall-mounted nightstands
- (2) Night tables
- Dresser
- Wardrobe
- 48" TV
- Kaleidescape movie/music library
- DIRECTV HDTV
- Satellite radio
- Blu-Ray/DVD/CD
- Apple TV (airplay/local content only)
- FM radio
- iPod
- Navigation chart
- (2) Ceiling speakers
- Fabrica carpeting

GUEST HEAD

- Wall-mounted vanity with stone countertop
- Mirror
- Headhunter toilet
- Frameless glass shower
- Mounted stone bench
- Floor to ceiling marble walls

GUEST STATEROOM

- Twin berth with Pullman above
- Dresser
- Wardrobe
- Kaleidescape movie/music library
- DIRECTV HDTV
- Satellite radio

- Blu-Ray/DVD/CD
- Apple TV (Airplay/local content only)
- FM radio
- IPod
- Navigation chart
- Fabrica carpeting

GUEST HEAD

- Wall-mounted vanities with stone countertop
- Mirror
- Headhunter toilet
- Frameless glass shower
- Mounted stone bench
- Floor to ceiling marble walls

FLYBRIDGE

- Monitors: (2) 15" High bright monitors for display of MT IBS
- Throttle and gear controls
- Main engine start/stop controls
- Main steering helm wheel and back-up jog lever
- Rudder angle indicator
- Horn controls
- Trackball control of radar
- VHF radio: Icom IC-M424
- Furuno RD33 and Maretron DSM150 displays for weather, depth and speed
- Searchlight controls
- Magnetic compass: Ritchie F600 G-5
- (2) Crown Ltd. Mariner helm chairs upholstered in Vinyl
- Teak Deck

Wing station components include:

- Throttle and gear controls
- Main engine start/stop controls
- Rudder angle indicator
- Thruster controls
- Jog steering lever
- Horn controls

BOAT DECK

- Deck bar includes: Refrigerator: Perlick under counter drawers
- Electric grill: Custom stainless steel enclosures with Wells charbroiler insert
- Davit: A 2,500 lb. capacity, hydraulically operated Tender launch davit
- Snow white non-skid floor surface

BOW LOUNGE AREA

- Settee
- (2) Small Hi-Lo tables
- Sunbrella
- Built-in sun pads

EXTERIOR APPOINTMENTS

Deck surfaces include:

- Cushions and sun pads: Custom fit and upholstered with Sunbrella in colored pattern
- Weather covers for fixed and loose furniture, cushions, Flybridge console and shore boat

Exterior Fittings & Equipment:

- Railings include: Handrails on the Main and Upper Decks are polished stainless steel, 1.5" round top rails with 1.25" stanchions

Exterior Lighting:

- LED Overhead lighting is provided on the Aft Deck, Side Decks and Flybridge
- LED Courtesy lighting is recessed into the bulwarks and house sides to light the Foredeck, Boat Deck and Swim Step

CREW LOUNGE AREA

- Settee
- Table
- Sink
- Corian solid surface tops
- Microwave: GE
- Refrigerator / freezer Liebherr

- 40" TV
- Monitor to display MT IBS, including CCTV cameras
- Maretron DSM150 display for weather, depth and speed
- VHF radio: IC-M424
- LED CD TV's with integrated speakers
- Washers and dryers: (2) Miele stacked sets

CAPTAIN'S CABIN

- Double berth
- Nightstand
- Dresser
- Closet
- LED LCD TV's with integrated speakers

CREW STATEROOMS AND HEADS

- Identical Crew Staterooms located forward, port and starboard
- Twin berths
- Hanging locker
- Dresser

Heads:

- Corian countertop vanity with mirror
- Toilet
- Shower
- Amtico Vinyl floor

MECHANICAL SYSTEMS

Propulsion System:

- (2) 16-Cylinder Marine Diesel Engines Drive custom 5-blade propellers through close-coupled, down- angle reduction gears and stainless steel shafts. Engine vibration is isolated through the use of resilient mounts
- Seawater cooling is supplied through dual 5 inch copper-nickel lines connected to integrally molded hull scoops through bronze Y-strainers and butterfly valves. Primary main engine exhaust exits the hull underwater at chine while silenced bypass exits at transom corners

System components include:

- Main engines: MTU 16V2000 M96L, 2,600 horsepower per engine at 2450 rpm; 840 hours as of 3/2021
- Engine controls: Marine Technologies RCS, four (4) stations
- Reduction gears: ZF 5050A, 2.962:1 reduction, 8 degree down angle
- Shafts: 4½ inch diameter Aquamet 22HS
- Struts: Custom cast bronze V-struts
- Propellers: 5-blade, Nibral, CNC machined to S class

Steering System:

- Digital hydraulic power steering is provided. Power is provided by engine-driven hydraulic pumps on both main engines.
- Main Pilothouse and Flybridge steering stations include full follow-up helm wheels, non-follow-up jog levers and rudder angle indicators
- Port and starboard wing stations include non-follow-up jog levers and rudder angle indicators

System components include:

- Rudders: Foil-shaped rudders with Aquamet 22HS stainless steel stocks
- Rudder stock seals: Dripless type
- Rudder stock bearings: Orkot composite
- Aluminum steering foundation

Gyro Stabilizer System:

- Stabilization at rest is provided by an electrically powered gyro system. Two gyros are installed on centerline in the Lazarette
- Gyros: (2) Seakeeper Model 35

Fin Stabilizer System:

Stabilization underway is provided by a hydraulically powered fin system and supplemented by the gyro system Actuators and fins are installed port and starboard amidships. Underway power is provided by a main engine-driven hydraulic pump. Control system located in the Pilothouse

System components include:

- Actuators: Naiad model 525
- Fins: 19 square feet
- Control: Naiad Datum Control System

HVAC System:

Interior temperature and humidity is maintained by a chilled water HVAC system with a 30 ton cooling capacity. Air handlers of various BTU ratings are mounted behind cabinets and bulkheads throughout the vessel. Air handlers in all accommodation spaces are fitted with electric heating elements for autonomous heating. Fresh air makeup is provided by dedicated air handlers

System components include:

- Chillers: 30-Ton capacity, 208 Volt/ 3 phase/60 cycle compressors, seawater cooled
- Air handlers: BTU ratings vary per location, variable speed blowers, 120 volt/ single phase/60 cycle

Hydraulic System:

- Hydraulic equipment is powered by electrically driven power packs. An aft power pack serves the Passerelle, davit, transom door and Swim Step Beach Platform. A forward power pack serves the anchor windlasses

Bow Thruster:

The Bow Thruster is mounted in a composite tunnel integrally laminated into the hull structure. It is electrically driven with power provided from the ship's AC system thru a step-up transformer and variable frequency drive

Thruster: 16" ABT unit with dual counter-rotating propellers

Motor: 75 HP, 3-Phase, 480 VAC

Diesel Fuel System:

Total diesel fuel capacity is approximately 7,065 US gallons in five tanks. Day tank and port and starboard wing tanks are immediately forward of the Engine Room. Two bilge tanks are located under the sole forward. One bilge tank located aft. Tanks are of welded aluminum construction. Tank levels are monitored by electronic sensors and displayed on the vessel monitoring system. Mechanical back-up level measurement is provided. Engines and generators draw from the day tank through filter sets and are provided with fuel priming pumps. Fill locations are on the port and starboard aft Main Deck house sides. Starboard side includes fill to manifold

System components include:

- AC Primary pump
- Fuel meter with numerical display

- Transfer manifold
- High capacity filter and water separator
- Main engine priming pumps: Jabsco 24VDC
- Generator priming pumps: Carter 24VDC
- Filters: Racor 500 duplex turbine series

Lube Oil System:

- Main engine and generator lube oil tanks are installed in the Engine Room
- New and used oil tank capacities are 58 US gallons each
- Portable AC-powered pump is provided for oil transfer. Used oil is discharged through quick-disconnect fitting at the Stern

Gasoline Fuel System:

- A 100 US gallon tank is provided
- Fuel hose and nozzle are contained in a vapor-tight compartment. Vapor detector provided

Fresh Water System:

Total fresh water capacity is 1,000 US gallons in one tank divided into two equal, isolated partitions. Tank construction is welded stainless steel. (3) AC Supply pumps are plumbed to suction and distribution manifolds enabling service isolation of tanks and pumps while system remains operational. Dock pressure fill location at starboard bustle. Freshwater wash down spigots are located on external decks.

- System components include:
- Pumps: (3) Centrifugal pumps, plumbed in parallel for high flow capacity
- Watermaker: (2) Reverse Osmosis type with 1,850 USG per day capacity total
- Water heaters: (1) Dual-element 120 US gallon capacity
- UV Filter for disinfection of potable water
- Dual particle filters for removal of sediment, dissolved solids and contaminants to 5 microns
- Pressure tank: FRP Construction located at remote ends of piping system
- Spot Zero System

Waste Water System:

Black water tank capacity is approx. 1,050 US gallons. Tank is of FRP construction. Toilets and Galley sink discharge to the black water tank (Galley sink fitted with direct overboard option for use in approved locations). Dockside black water tank pump-out connection is located in the port bustle. Where permitted, black water can be treated by the onboard marine sanitation device (MSD) for overboard discharge. Gray water from sinks, showers, etc. is sent directly overboard, or can be routed to the blackwater tank when required. Tank levels are monitored on the vessel monitoring system. Black

water tank includes saltwater washout from fire main

System components include:

- Pump: High capacity solids handling AC diaphragm pump
- MSD: Certified to meet MARPOL and USCG Type II MSD (includes chlorine generator)
- Gray water sumps: (3) Sump boxes each contain an AC pump, DC back-up pump, strainer, pump failure alarm and inspection port
- Black water lift station: Sump box for transfer of galley sink discharge to black water tank

Compressed-Air System:

Compressed-Air System powers ship's whistle and air tools. Quick connect fittings are provided on Bow, Boat Deck and in Utility Room for operation of power tools and inflation of tenders, fenders, etc. Retractable hose reel is provided in the Engine Room

System components include:

- Compressor: (1) Ingersoll-Rand 2.0 HP 20 gallon tank
- Hose reel: Spring rewind with 30 ft. of air hose

Bilge System:

The five watertight compartments are fitted with alarms for the presence of water and are monitored on the Vessel Monitoring System. Primary pump is located in the Engine Room. Through a common manifold the auxiliary pump outside Engine Room provides backup bilge pumping ability

System components include:

- Primary pump: Centrifugal, flooded suction
- Foot valves and strainers in each watertight compartment

Deck Drain System:

All exterior decks are fitted with freeing ports and/or deck drains. Deck drains are integrally molded into the composite decks and are fitted with stainless steel grates. Drains are plumbed internally to laminated through-hulls located at the boot stripe

ELECTRICAL SYSTEMS

Generators:

(2) Northern Lights Generators, M80A13, 80 kW, 1800 RPM provide 208 volt/3 phase/60 cycle AC power. Generator exhausts exit the hull at the transom corners. Generator noise and vibration is isolated through the use of sound enclosures and compound resilient mounts. 969 hours as of 3/2021

Shore Power:

Connection to shore power is made through (2) shore cords at the stern of the vessel. System can accept single or three-phase power; from 180 to 520V and 47 to 64Hz. Cords are handled through a Powered Deployment and Retraction System

System components include:

- Shore Power Converter: 80kVA capacity
- Cords: (2) 100 ft., 100 amp, three-wire with ground
- Cord handling and storage: (2) Glendinning Cablemasters

AC Electrical Distribution:

AC Service from shore power and generators is routed to a main distribution electrical panel in the Control Room, then to subpanels located throughout the vessel. Wiring is four-wire three-phase 208 volts with 120 volt single-phase branch circuits where required. Main distribution panel is constructed of extruded aluminum with powder coat finish, built to IP20 level of protection and incorporates forced-draft cooling. Main panel displays a full gauge package for all sources including volts/amps of each line, phase, power, power factor and frequency. Distribution system is designed for parallel operation between generators. Main distribution panel includes a seamless transfer feature for uninterrupted power output during switchover between generator/s and shore power

DC Electrical System:

24VDC Power is supplied by (4) banks of absorbed glass matt (AGM) batteries: house bank, port and starboard main engine start banks and generator start bank. House bank power is distributed through the main electrical distribution panel to sub panels and powers emergency lighting and navigation electronics. Each battery bank is equipped with an independent battery charger

System components include:

- House bank batteries: (2) 8-D 245 Amp-hour in series-parallel
- Main engine start bank batteries: (2) Banks of (2) 8-D, 245 amp-hour in series
- Generator start bank batteries: (2) group 31, 105 amp-hour in series
- House bank charger: Newmar 95 amp/24VDC
- Main engine start bank charger: Newmar 45 amp/24VDC
- Generator start bank charger: Newmar 20 amp/24VDC

ALARMS AND MONITORING

VIC2 is a Proprietary Westport Monitoring and Alarm System that identifies and provides visibility to critical vessel function and safety information on a single screen in the Pilothouse. System is based on a 24 volt redundant architecture to provide robust reliability in both normal operation and emergency situations. Hardware includes a dedicated network of “human machine interface” (HMI) touch screens strategically located throughout the vessel to aid the crew in efficient alarm recognition

Features include:

- A single point alarm management screen in the Pilothouse and (4) remote touch screen HMI's
- Instant trending for tank levels and electrical loads
- Electrical System monitoring and alarms indicating condition of on-board and Shore Power Systems
- Tank monitoring, alarming or trending for fresh water, fuel, hydraulics, new/used oil and black water
- Flood condition monitoring including alarming for all bilge pumps and sump pumps
- Security System with vessel specific monitored points
- Carbon Monoxide monitoring and alarms in spaces with combustion machinery or engine exhaust piping
- Navigation light monitoring and alarms

FIRE EQUIPMENT

Fire Hydrant System:

(4) Fire Stations are provided, each containing a hose, angle valve and hi/lo volume nozzle. Aux pump 1 is located in the Utility Room and aux pump 2 located in Engine Room. Through a common manifold the aux pumps provide redundant firefighting

capability

System components include:

- Hoses: (4) 1½" x 50ft. FM-Listed flat type with NST thread fittings
- Hose rack: Fiberglass construction with rolled hose storage at fire station
- Fire nozzles: (1) at each of the four hydrant stations, FM approved
- Aux pumps: 5 HP, 208/60/3, centrifugal, flooded suction
- Sea suction basket strainer

Engine Room Fire Protection System:

FM200 Fire Suppression System is provided for the Engine Room. Automatic activation includes delay and alarm prior to discharge of suppressant. Activation triggers automatic shutdown of fuel pumps, intake fans, main engines and generators and closure of Engine Room ventilation dampers. Engine Room and Engine Room ventilation ducts are insulated to meet an A-30 fire protection rating also providing thermal and acoustic isolation

SAFETY EQUIPMENT

- Life rafts: (2) 10-Man life rafts are secured in custom racks, one on each side of the Boat Deck
- Life preservers: (16) Adult and (6) Child, USCG approved, with water lights
- Man overboard equipment: (1) 30" Diameter ring buoy on Aft Deck, one (1) inflatable throw cushion on Boat Deck
- Flare kit
- Ship's bell: Per USCG Regulations (stowed aboard)
- Fire extinguishers: Dry Chemical type: (2) 10-pound, (4) 5-pound; Carbon Dioxide type: (6) 10-pound
- GPIRB
- Medical kit

MOORING

Line handling is assisted by integrated capstans on the Foredeck windlasses and electrically powered capstans on the Aft Deck

(12) Double horn bits and hawse rings are provided, (2) on each side of the Foredeck, (2) on each Side Deck, (1) on each side of the Aft Deck and (1) on each side of the

Swim Step

System components include:

- Capstans: (2) Maxwell VC3500, 3,500 lb. line pull
- Bits: (10) 19", (2) 15" polished stainless steel
- Hawse rings: (10) Polished stainless steel, closed type
- Fender hangers: (6)
- Heaving lines: (4) 3/8" x 100 ft. with removable monkey fists
- Boat hook

ANCHORING

(2) "Poole" style anchors are stowed in recessed stainless steel pockets on the Bow, port and starboard. Dual hydraulic windlasses on the Foredeck provide independent operation of the two anchors. Chain is stowed in chain locker bins below the Foredeck. Anchor wash down nozzles are installed in the hawse pipes and are supplied with pressurized seawater from the Fire Hydrant System

System components include:

- Anchors: (2) Stainless steel Davis Anchors, Talon HHP, 440 lbs.
- Windlasses: (2) Maxwell VWC6000, 6,000 lbs. pull
- Anchor chain: 5/8" Galvanized steel, 350 ft. on starboard, 250 ft. on port
- Anchor plates/pockets: Polished stainless steel plates with welded pockets, includes stem guard
- Maxwell combination stopper/roller/tensioners for each chain

EXCLUSIONS

CASTLEFINN is a registered name and does not convey.

The Tender, Seadoo and Seabob are not included in the sale of this Vessel.

Exclusions are to include but are not limited to, all owner's personal items. A detailed list of exclusions will be provided at the time of sale, upon written request.

Исключения


При продаже яхты исключаются личные вещи владельца.

Отказ от ответственности


Компания предоставляет описание судна или яхты добросовестно, но не может гарантировать точность этой информации, а также не ручается за техническое состояние. Покупатель должен проинструктировать своих агентов или оценщиков исследовать представленную информацию более подробно, по собственному желанию. Продажа судна или яхты, изменение цены или снятие с продажи будет происходить без предварительного уведомления.

ФОТОГРАФИИ

AFT DECK



AFT DECK




AFT DECK




AFT DECK




SALON



SALON




SALON




SALON / DINING



DINING




HALLWAY / DAY HEAD





GALLEY




GALLEY / DINETTE



PILOTHOUSE / HELM




PILOTHOUSE /SETTEE




PLIOTHOUSE





MASTER STATEROOM / FOYER




MASTER STATEROOM



MASTER STATEROOM



MASTER HEAD



MASTER HEAD



MASTER HEAD



MASTER HEAD




GUEST STATEROOM / PORT



GUEST HEAD




GUEST STATEROOM / STARBOARD



GUEST HEAD



GUEST STATEROOM / TWIN






GUEST HEAD



GUEST STATEROOM / FORWARD




GUEST HEAD



FORE DECK



FORE DECK / SEATING





FLYBRIDGE / HELM




FLYBRIDGE / HELM





FLYBRIDGE / SEATING



BOAT DECK



BOAT DECK





WALK-AROUND DECK




ENGINE ROOM




ENGINE ROOM



BEACH CLUB



BEACH CLUB



BEACH CLUB



AERIAL VIEW



AERIAL VIEW




AERIAL VIEW



AFT VIEW



GENERAL ARRANGEMENT



КОНТАКТЫ

Андрей Шестаков (Andrey Shestakov) – ведущий яхтенный брокер отдела продаж яхт и судов компании Shestakov Yacht Sales Inc. Официальный представитель Shestakov Yacht Sales Inc. для русскоговорящих клиентов в центральном офисе компании в Майами/Форт Лодердейл/Флорида/США.

Контактная информация

Email: **andrey@shestakovyachtsales.com**

Web: shestakovyachtsales.com

Телефоны

Краснодарский край: **+7(918)465-66-44**

США, Майами, Флорида: **+1(954)274-4435**

Время работы

Понедельник – Суббота: **9:00 - 21:00** EDT

Воскресенье: **Закрето**

Адрес



Harbour Towne Marina, 850 NE 3rd St, STE 213, Dania, FL 33004