

SEA RAY 420 SEDAN BRIDGE — SEA RAY



Builder: SEA RAY

Year Built: 2005

Model: Motor Yacht

Price: PRICE ON APPLICATION

Location: United States

LOA: 44' 0" (13.41m)

Beam: 14' 3" (4.34m)

Max Draft: 3' 8" (1.12m)

Cruise Speed: 24 Kts. (28 MPH)

Max Speed: 32 Kts. (37 MPH)

Our experienced yacht broker, Andrey Shestakov, will help you choose and buy a yacht that best suits your needs **Sea Ray 420 Sedan Bridge — SEA RAY** from our catalogue. Presently, at Shestakov Yacht Sales Inc., we have a wide variety of yachts available on our sale's list. We also work in close contact with all the big yacht manufacturers from all over the world.

If you would like to buy a yacht **Sea Ray 420 Sedan Bridge — SEA RAY** or would like help answering any questions concerning purchasing, selling or chartering a yacht, please call **+1(954)274-4435**

TABLE OF CONTENTS

TABLE OF CONTENTS	2
SPECIFICATIONS	4
Overview	4
Basic Information	4
Dimensions	4
Speed, Capacities and Weight	4
Accommodations	4
Hull and Deck Information	4
Engine Information	5
DETAILED INFORMATION	6
Hull and Deck	6
Bridge	6
Canvas	7
Cockpit	7
Cabin Features	7
Salon	8
Dinette	8
Galley	8
Forward Stateroom	9
Forward Head/Shower	9
Port Stateroom	9
Guest Head/Shower (Port)	9
Control Station	10
Electronics	10
Engine Room	11
Water/Waste System	12
Upgrades	12
Exclusions	13

Disclaimer	13
PHOTOS	14
CONTACTS	22
Contact details	22
Telephones	22
Office hours	22
Address	22

SPECIFICATIONS

Overview

The owner wants Sea No Limit to be the next Sea Ray 420 Sedan Bridge sold! This 2005 Sea Ray 420 Sedan Bridge is a beauty. She's been well maintained by caring owners, has recent upgrades and low engine hours. Call or email today to schedule an appointment!

Basic Information

Category: Motor Yacht	Model Year: 2005
Year Built: 2005	Country: United States

Dimensions

LOA: 44' 0" (13.41m)	Beam: 14' 3" (4.34m)
Max Draft: 3' 8" (1.12m)	

Speed, Capacities and Weight

Cruise Speed: 24 Kts. (28 MPH)	Max Speed: 32 Kts. (37 MPH)
Displacement: 57000000 Pounds	Water Capacity: 120 Gallons
Holding Tank: 42 Gallons	Fuel Capacity: 350 Gallons

Accommodations

Total Cabins: 2	Total Heads: 2
-----------------	----------------

Hull and Deck Information

Hull Material: Fiberglass

Engine Information

Engines: 2	Manufacturer: Cummins
Model: QSM Diesel	Engine Type: Inboard
Fuel Type: Diesel	

DETAILED INFORMATION

Hull and Deck

- Painted Hull Done 6 months ago- \$32,000
- New Bottom Pain Done- 6 months ago
- Bow Rail, 316 Stainless Steel w/Welded Stanchions, Intermediate Rails & Life Lines
- Canvas Colors (Black)
- Cleats, Custom Sea Ray® Thru-Bolted Stainless Steel (8)
- Deck Fill Plates, Stainless Steel
- Deck Rails, 316 Stainless Steel
- Gel Coat, Arctic White
- Graphics, Striping
- Handrails, 316 Stainless Steel
- Hatch, Deck Vent - Translucent w/Locks & Sky Screen Cover (20x20)
- Lights, Navigation
- Resin, High-Performance Vinylester
- Rub Rail, PVC w/Stainless Steel Insert
- Storage, Transom Wall - (For Fenders & Gear)
- Stringer System, Fiberglass Hatman
- Swim Platform, Integral w/Concealed Stainless Steel Three-Step Swim Ladder w/Integral Grab Handle
- Thru-Hull Fittings, Stainless Steel
- Toe Rail, Molded Fiberglass Deck
- Vent System, Engine Room Integral
- Windshield, Bridge Venturi - Aluminum-Framed
- Windshield, Recessed Tempered/Tinted Curved Glass - Bonded-In (Salon)
- Windlass w/ anchor, stainless steel anchor chute, Storage compartment for rode and chain, fresh water washing down & windlass foot pedals.

Bridge

- **Recently Replaced Canvas and Isenglass- 6 months old**
- **Recently Replaced Carpet- 6 months old**
- 1Beverage Holders (4)
- Carpet Liner, Snap-In
- Helm Station (Located Center/Forward)
- Handrails, 316 Stainless Steel
- Lighting, Indirect
- Outlet, 12V Accessory
- Seating, Helm (2) - Custom Euro-Style w/Flip-Up Thigh-Rise Bolsters, Armrests & Heavy Duty Pedestals w/Slides, Swivels & Pneumatic Vertical Adjustments

- Seating, U-Shaped Aft
- Ship's Bell
- Sport Spoiler, Molded Fiberglass (Seamless) w/Overhead Lighting
- Steps, Molded Bridge Access w/Stainless Steel Handrail
- Storage, Cabinet (Fiberglass)
- Table, Bridge

Canvas

- Upgraded to bridge enclosure
- Soft top
- Windshield cover
- Windshield shades

Cockpit

- Door, Cabin Entry (Sliding & Lockable) w/Screen
- Door, Transom
- Floor Liner, Fiberglass - Self-Bailing
- Hatch, Engine Service - Gas-Assisted
- Icemaker, 120V
- Lighting, Indirect
- Outlet, 120V GFI Protected
- Steps, Molded Deck Access
- Storage, Side Panel

Cabin Features

- Blinds, Wood
- Carbon Monoxide Monitors
- Carpet Runners, Interior (Sunbrella)
- Handrails, Elliptical Stainless Steel
- Interior Finish - Blossom Cherry
- Lighting, 12V Halogen
- Lighting, 12V Indirect
- Outlet, 12V Accessory
- Outlets, 120V GFI Protected
- Outlets, Phone
- Outlets & Switch Plates - Satin Nickel Finish
- Pillows, Accent
- Shades, Fabric Day/Night w/Drape Trim

- Storage, In-Floor
- Wood Trim, Handcrafted

Salon

- Entertainment Center
- (3) LED Samsung Smart TVs
- Fusion Stereo w/Bluetooth, iPod, Sirius Radio, New Speakers, Subwoofer a two remote stations
- Sat TV / Direct TV
- Seating, Loveseat - Starboard (Ultraleather HP)
- Seating, Sofa - Port (Ultraleather HP)
- Storage, Cabinets - Port & Starboard

Dinette

- Flooring, Wood
- Handrail, Stainless Steel
- Seating, L-Shaped w/Storage Below (Ultraleather HP)
- Table, Dinette (Folding Leaf) w/High-Gloss Wood Surface

Galley

- Breakfast Bar, Solid Surface
- Coffeemaker, 120V
- Countertop, Solid Surface, Sink, Single-Lever Grohe® Faucet & Solid Surface Sink Cover
- Flooring, Wood
- Handrail, Stainless Steel
- Lighting, Dual-Voltage - 120V/12V
- Microwave/Convection Oven, 120V
- Power Vent, 12V
- Refrigerator/Freezer - Dual-Voltage - 120V/12V
- Storage, Drawers w/Cutlery Insert
- Storage, Galley Pantry
- Storage, In-Floor
- Storage, Under Steps
- Storage, Upper & Lower w/Designated Glass & Bottle Storage
- Stove, 120V Recessed Two-Burner
- Trash Receptacle

Forward Stateroom

- Bed, Full-Size w/Innerspring Mattress, Pillows, Sheets, Coordinated Spread & Drawer Storage Below
- Door, Privacy w/Full-Length Mirror
- Hanging Lockers (2), Cedar-Lined w/Lights
- Mirrored Rope Locker Bulkhead
- Storage, Gunwale Cabinets
- Storage, In-Floor
- Storage, Side Shelves
- TV/DVD Combo, 27" - 120V w/Remote & Coax Outlet

Forward Head/Shower

- Bath Accessories, Chrome
- Clothes Hook
- Door, Privacy - Access from Forward Stateroom
- Handrails, Elliptical Stainless Steel
- Head, Large (VacuFlush®)
- Power Vent, 12V
- Shower w/Seat, Adjustable Grohe Shower Wand & Acrylic Door
- Skylight, Circular
- Storage, Medicine Cabinet ? Mirrored
- Vanity w/Solid Surface Countertop, Sink, Grohe Faucet & Storage Below

Port Stateroom

- Beds, Twin (2) - w/Mattresses, Pillows, Sheets & Coordinated Spread w/Filler Cushions to Convert into King-Size Bed w/Storage Below
- Door, Privacy w/Full-Length Mirror
- Hanging Locker, Cedar-Lined w/Light
- Mirror, Wall Accent
- Nightstand, Built-In w/Countertop
- Portlight - Stainless Steel
- Skylight, Circular

Guest Head/Shower (Port)

- Bath Accessories, Chrome
- Clothes Hook
- Door, Privacy - Access from Salon

- Handrail, Elliptical Stainless Steel
- Head, Large (VacuFlush)
- Power Vent, 12V
- Shower w/Seat, Adjustable Grohe Shower Wand & Acrylic Door
- Skylight, Circular
- Storage, Cabinet - Shower
- Storage, Medicine Cabinet - Mirrored
- Vanity w/Solid Surface Countertop, Sink, Grohe Faucet & Storage Below

Control Station

- Yacht Controller with Remote
- Alarms, High-Water - Bilge
- Compass
- Emergency Start System - Engines
- Horn, Air (Concealed) - Dual Trumpet
- Instrument Panel, High-Gloss Burl
- Instrumentation, Custom Sea Ray® Backlit w/Low- Glare Blue Night Lighting & Stainless Steel Bezels [Includes: Engine Sync, Fuel (2), Oil Pressure (2), Tachometers w/LCD Hourmeters (2), Voltmeters (2), Water Temperature (2)]
- Steering, Hydraulic
- Steering Wheel, Wood-Accent
- Switch Panel - High-Gloss Burl
- Switches, Illuminated Weatherproof Rockers & Electronic Dimmer Control
- Systems Monitor, Digital LCD - for Engine Diagnostics & Pump Monitoring

Electronics

- Electronics Circuit, 50 Amp/12V
- Boat Command System
- Ray-marine E120
- Ray-marine Touch Screen GPS Radar
- Raymarine VHF Radio 230 w/Remote Speaker & 8' Fiberglass Antenna

Electrical Systems:

- Battery Charger/Converter, 120V/50 Amp/12V
- Enclosure, Weatherproof Main Solenoid Disconnect w/Composite Enclosure
- Panel, Circuit Breaker ? Remote
- Panel, DC Main Breaker - Housed in Aluminum Enclosure w/Weatherproof Connector
- Panel, Main Distribution - AC - Housed in Aluminum Enclosure

- Panel, Main Distribution - DC - Housed in Aluminum Enclosure w/Weatherproof Connector
- Shore Power, Dual 30 Amp/120V/60 Cycle w/50' Cords & Adapters
- Transformers, Shore Power Isolation (2) ? 30 Amp/120V/60 Cycle
- TV/Phone Inlet w/TV Antenna, TV Shore Cord & Phone Shore Cord
- Wiring, Color-Coded w/Chafe Protection

Generator:

- Remote Start w/Muffler, & Stainless Steel Exhaust Outlet, Freshwater Cooling, Fuel Filter, Seacock & Seawater Strainer, (Generator manufacturer and size may vary due to product availability.)

Air Conditioning/ Heating:

- Zone-Controlled Reverse-Cycle System (32,000 BTU)
- Custom Integral Vent System

Engine Room

- Bilge Pumps, 12V Automatic (3)
- Bilge Pumps, 12V Automatic High-Water (1 Bilge, 1 Cabin)
- Blowers, 12V Bilge (2)
- Engine Drip Sumps
- Exhaust, Underwater ? Patented
- Fire Suppression System - Automatic w/Manual Pull
- Gel-Coated Engine Room, Oyster
- Insulation, Engine Room - 2" w/Vinyl Barrier
- Ladder, Stainless Steel ? Removable
- Lighting, 12V
- Oil Changer System - Engines & Generator

Fuel System:

- Fuel Filters - Remote - Diesel (Racor®)

- Fuel Lines, USCG - Type A-1
- Fuel Tanks, Aluminum w/Anti-Siphon Valves & Electric Sending Units (2)

Water/Waste System

Waste Systems:

- Head System (VacuFlush®)
- Holding Tank Level Indicators - MDP & Heads
- Holding Tank w/Dockside Pump-Out & Automatic Cut-Off (42-Gallon)
- Sump Box w/Pump - Automatic

Underwater Gear:

- Bonding System w/Zinc Hull Plate
- Propeller Shafts, 2" Stainless Steel (2) - Aquamet 19
- Propellers, Nibral 4-Blade Cup
- Rudders, Manganese-Bronze w/Stainless Steel Posts
- Seacocks on all Underwater Fittings
- Seawater Strainers
- Shaft Logs, Dripless w/Extra Seal Carrier Kit
- Struts, Manganese-Bronze
- Trim Tabs, Hydraulic

Upgrades

Recent Upgrades

- New Salon carpet (2020)
- New galley refrigerator (2019)
- New Isinglass (2020)
- Batteries replaced (2019)
- Brand New Hull Painting
- 32k New Bottom Paint

Manufacture Installed Upgrades

- 9kw Onan Generator with sound shield (1900 hours)
- Hydraulic Platform with Remote
- Bow thruster
- Fully enclosed bridge canvas w/ vinyl windows
- Macerator w/ seacock interlock system

- Cockpit refrigerator - 12V
- Rod holder (2)
- Aft bench w/ storage compartment
- Sleeper sofa in saloon
- Spotlight
- Engine Synchronizer
- 120V Washer/Dryer under galley steps
- Central Vacuum System

Exclusions


Owner's personal belongings.


Disclaimer


The Company offers the details of this vessel or yacht in good faith but cannot guarantee or warrant the accuracy of this information nor warrant the condition of the vessel. A buyer should instruct his representatives, agents, or his surveyors, to investigate such details as the buyer desires validated. This vessel or yacht is offered subject to prior sale, price change, or withdrawal without notice.

PHOTOS

















CONTACTS

Andrey Shestakov, leading yacht broker of the sales department of Shestakov Yacht Sales Inc. Shestakov Yacht Sales Inc., the official representative of the Miami/Fort Lauderdale FL headquarters.

Contact details

Email: **andrey@shestakovyachtsales.com**

Web: shestakovyachtsales.com/en/

Telephones

USA: **+1(954)274-4435**

Office hours

Monday – Saturday: **9:00 - 21:00 EDT**

Sunday: **closed**

Address



Harbour Towne Marina, 850 NE 3rd St,
STE 213, Dania, FL 33004