

OHANA — LAZZARA



Builder: LAZZARA

Year Built: 1997

Model: Motor Yacht

Price: PRICE ON APPLICATION

Location: United States

LOA: 76' 11" (23.44m)

Beam: 19' 1" (5.82m)

Min Draft: 4' 6" (1.37m)

Max Draft: 4' 7" (1.40m)

Cruise Speed: 19 Kts. (22 MPH)

Max Speed: 22 Kts. (25 MPH)

Our experienced yacht broker, Andrey Shestakov, will help you choose and buy a yacht that best suits your needs **OHANA — LAZZARA** from our catalogue. Presently, at Shestakov Yacht Sales Inc., we have a wide variety of yachts available on our sale's list. We also work in close contact with all the big yacht manufacturers from all over the world.

If you would like to buy a yacht **OHANA — LAZZARA** or would like help answering any questions concerning purchasing, selling or chartering a yacht, please call **+1(954)274-4435**

TABLE OF CONTENTS

TABLE OF CONTENTS	2
SPECIFICATIONS	7
Basic Information	7
Dimensions	7
Speed, Capacities and Weight	7
Accommodations	7
Hull and Deck Information	8
Engine Information	8
DETAILED INFORMATION	9
Introduction	9
Walkthrough	9
Salon	9
Galley/Country Kitchen/Day Head	10
Lower Accommodation Deck Foyer	11
Master Cabin	11
Master Head	11
Starboard Guest Cabin	12
Starboard Guest Head	12
Port Guest Cabin	12
Port Guest Head	12
Crew Area (Forward of the Galley)	13
Starboard Crew/Guest Cabin	13
Starboard Crew/Guest Head	13
Captains Cabin	13
Captains Head	13
Skylounge/Helm Area	14
Skylounge Area	14
Boat Deck Area	15

Foredeck	15
Side Decks	16
Aft Deck	16
Swim Platform	17
Engine Room	17
Electrical System	18
Remarks	18
Exclusions	18
Disclaimer	19
Exclusions	19
Disclaimer	19
PHOTOS	20
Salon Looking Forward	20
Salon to Port	20
Salon to Starboard	20
Salon Bar Unit	20
Salon Wet Bar	20
Salon Dining	20
Dining Table	21
Salon Aft to Starboard	21
Salon Aft to Port	21
Day Head	21
Galley Area	21
Galley to Port	21
Galley Looking Aft	22
Galley	22
Dinette	22
Entrance to Crew	22
Skylounge Steps in Galley	22

Salon Steps to Accommodations	22
Lower Foyer	23
Lower Foyer Art Niche	23
Master to Starboard	23
Master to Starboard	23
Master Hanging Locker	23
Master Hanging Locker	23
Master Head	24
Master Shower	24
Starboard Cabin Head	24
Starboard Guest Cabin	24
Port Cabin Looking Forward	24
Port Cabin Head	24
Port Cabin	25
Crew Area	25
Crew Area	25
Crew Area	25
Crew Area	25
Crew Head	25
Crew	26
Crew Head	26
Capt Cabin	26
Capt Cabin	26
Capt Head	26
Helm	26
Helm	27
Portside Helm	27
New Garmin	27
Helm Centerline	27

Isis Monitor	27
Starboard Side Desk	27
Skylounge Looking Forward	28
Portside Convertible Settee	28
Skylounge	28
Skylounge	28
Boat Deck Grill	28
Boat Deck Seating	28
View from Boat Deck	29
Coach Roof Equipment	29
Swim Platform	29
Bow	29
Windlass Detail	29
Side Deck to Galley	29
Aft Deck	30
Aft Deck to Starboard	30
Aft Deck to Port	30
Aft Deck Bar	30
Engine Room Looking Forward	30
Starboard Engine	30
Port Engine	31
Port Generator	31
Starboard Generator	31
Alternate Profile	31
Alternate Profile	31
Alternate Profile	31
Alternate Profile	32
Alternate Profile	32
Alternate Profile	32

Alternate Profile	32
Alternate Profile	32
Alternate Profile	32
Alternate Profile	33
Alternate Profile	33
CONTACTS	34
Contact details	34
Telephones	34
Office hours	34
Address	34

SPECIFICATIONS

Basic Information

Category: Motor Yacht

Model Year: 1998

Year Built: 1997

Country: United States

Vessel Top: Enclosed

Dimensions

LOA: 76' 11" (23.44m)

Beam: 19' 1" (5.82m)

Min Draft: 4' 6" (1.37m)

Max Draft: 4' 7" (1.40m)

Speed, Capacities and Weight

Cruise Speed: 19 Kts. (22 MPH)

Max Speed: 22 Kts. (25 MPH)

Gross Tonnage: 50 Pounds

Water Capacity: 350 Gallons

Holding Tank: 100 Gallons

Fuel Capacity: 1750 Gallons

Accommodations

Total Cabins: 3

Sleeps: 6

Total Heads: 4

Crew Cabin: 2

Crew Berths: 3

Crew Sleeps: 4

Crew Heads: 2

Hull and Deck Information

Hull Material: Fiberglass

Deck Material: Teak

Hull Configuration: Modified V-Hull

Hull Designer: Lazzara Yachts

Exterior Designer: Lazzara Yachts

Interior Designer: Lazzara Yachts

Engine Information

Engines: 2

Manufacturer: MTU

Model: 12V183TE

Engine Type: Inboard

Fuel Type: Diesel

DETAILED INFORMATION

Introduction

OHANA is a rare 76' Lazzara offering in that she has only original 1550 hours on her 1150 HP MTU's. Being a Grand Salon/Skylounge model she offers a huge amount of interior volume. She sports many upgrades but is also largely original due to her low hour service life. The Lazzara 76, long known for representing an excellent value in a five cabin modern Motor Yacht, OHANA is no exception!

Walkthrough

Boarding OHANA from a floating dock is via the swim platform and up four steps to the Aft Deck or from the port and starboard gates on the Aft Deck. The Aft Deck is spacious with a center sliding table and seating at the port and starboard corners. Forward to port is a custom fiberglass bar with a sink and a drink refrigerator. To starboard is a ladder to the Boat Deck and between is the entrance to the Salon. Two loose deck chairs and a table complete the seating group. The Salon has a large L shaped upholstered sofa to port with the entertainment center aft to starboard followed by two rattan chairs and a triangular end table. Forward, a starboard side bar offers storage below. Further forward to port is a round dining table with six chairs and a banquet cabinet with mirrored panels above on the forward bulkhead. To starboard are stairs down to the main accommodations followed forward by a Day Head and steps up to the Sky Lounge. To port is a large Galley with full size appliances and ample storage as well as a large dinette in a country kitchen fashion. Further forward is access to the Crew Cabin with a laundry and a captain's desk at the bottom of the stairs. To starboard is an over/under cabin with a private head and stall shower. Forward is a double berth cabin also with its own dedicated head and stall shower. The main accommodations are accessed from the forward part of the Salon. The Master is aft with a king size berth, walk in closet and a large head with a tub/shower. Forward are two cabins each with identical queen size berths, hanging lockers and heads with stall showers. The Sky Lounge has the helm forward, two helm chairs, a leather settee that converts to sleep two, a desk area to starboard and a TV cabinet to starboard. Aft is the Boat Deck with L shaped seating with table, an electric BBQ grill, twin hidden davits and a space for a tender.

Salon

Entered via a stainless steel sliding entry door to starboard is the open and spacious Salon. Immediately upon entering to port is a large L shaped upholstered settee to seat up to five. Lying in front is a custom marble topped four drawer coffee table. Next forward is a built in end table with three curved lacquered doors and a granite top with a table lamp above. To starboard starting aft is the Salon entertainment center consisting of a Samsung 32" LED TV and above behind burlwood cabinet doors a JVC A/V receiver and a Samsung Blue Ray player. Below behind two smaller burlwood doors is additional storage for A/V accessories. Next forward

are two rattan and upholstered easy chairs with a custom lacquered triangular two door table with granite top between. The upholstery is a coral theme found throughout the yacht. Next forward is a curved granite top bar with three cabinet doors below. All are dedicated bar storage. Above under a hinged granite top is a sink and bar dispenser with an auto light. Next forward are the circular stairs to the Accommodations Deck below. Opposite to port is a large high gloss wood dining table with an inset compass rose design and six wood and upholstered dining chairs. Forward is a granite topped four door lacquered cabinet perfect for storing dinnerware. Above the banquet are three beveled edge mirrors, down lights and the AC delivery soffit above. The granite top of the banquet is the perfect place to display your prized sculptures. Six large side windows with pleated shades offer a large amount of ambient lighting into the boat. Above are fourteen halogen lights, one dedicated art niche light and a four bulb halogen fixture over the dining table. Also in the Salon is a carpeted sole, soffit with rope lights above the windows, digital AC controls and built in stereo speakers.

Galley/Country Kitchen/Day Head

Separated from the Salon aft, the Galley area is forward. Immediately upon entering the Galley area is a Day Head to starboard. The Day Head has a china Microphor toilet, free standing vanity sink and two mirrors, the outboard one concealing a medicine cabinet. Next forward are eight easy steps to the Sky Lounge. All the way forward is a raised upholstered L shaped settee to seat four to five people. The Corian table is on twin stainless steel pedestals. The sole of this area is teak and holly. Next inboard are the steps to the Crew Area forward and the electrical distribution panels. AC behind one door, DC behind another. The Galley proper is to port, is U shaped and contains the following equipment:

- Varnished teak & holly sole
- Corian countertops
- Kitchen Aid double door refrigerator/freezer w/ice through the door (new)
- Kitchen Aid 4 burner Ceran top cook top
- Kitchen Aid built in wall oven
- Kitchen Aid microwave/convection/broiler w/work light & exhaust fan
- Kitchen Aid trash compactor
- GE dishwasher
- (2) Basin stainless sink
- Removable spray faucet
- Full Corian backsplash
- (3) Under counter LED lights
- Portside window w/pleated shades
- (22) Lacquered cabinet doors
- (7) Lacquered drawers
- (9) Overhead LED lights
- Central vac outlet
- Sliding doors to port & starboard Foredeck area w/step lights

- (3) Panel windshield forward with sliding pleated shades
- Removable side window shades
- Digital AC controls
- (4) Pullout drawers behind cabinet under stairs
- Headroom 6' 5"
- Digital AC controls
- (3) Halogen lights over dinette
- Rope accent lights at raised seating area

Lower Accommodation Deck Foyer

Descending down eight curved open tread steps from the Salon forward starboard corner is the Lower Accommodation Foyer. Under the stairs is a top loading freezer for island travel. To port a full size stacked GE washer/dryer is behind a door. An art niche lit from above with storage below, separates the large five shelf stewardess locker aft. Forward to starboard is a large locker perfect for guests who show up with hard suitcases. Further forward are the matching VIP Staterooms suitable for two couples with no one having to choose the "better" cabin. Inboard are twin five shelf linen lockers. Above are two halogen lights. Aft is the private full beam Master Suite.

Master Cabin

Amidships and entered from the forward end is the Master Cabin with a centerline king size berth. There are five drawers below and to port and starboard twin two drawer nightstands. Above is a three panel lacquered soffit with nine halogen lights. Behind the berth are three beveled edge mirrors with two swing arm reading lights and below an upholstered headboard. Outboard to port and starboard is a small one person seat with artwork above. Next forward on the port and starboard sides is a two drawer lacquered dresser followed by two lacquered cabinet doors with three drawers and two shelves within. Furthest forward to starboard is a large walk in hanging locker with two levels of hanging space and five open shelves. Inboard is the cabin's entrance and the cabin's entertainment area with a 22" Samsung LED TV, a JVC A/V receiver and a Samsung DVD player. Below is a storage drawer. Above are two burlwood CD storage cabinets. Next outboard is the entrance to the large ensuite Head. Each side of the cabin has three opening stainless steel portholes with pleated shades and decorative drapes with rope lighting in the soffit above. Also in this cabin are nine additional overhead LED lights, a carpeted sole and a digital A/C controls.

Master Head

Forward to port is the huge Master Head with a floating granite topped vanity with six drawers and four cabinets below. Above are under mount china sinks, gold tone faucets and four mirrored panels with the two center mirrored panels with medicine cabinet storage behind. The

Jacuzzi tub/shower has a clear glass hinged door with glass side lights and both a fixed and separate handheld and wall mountable fixtures plus a light and an exhaust fan. The toilet is a Microphor china toilet. The sole is granite tiles with diamond insets to match the countertops. Overhead are seven halogen lights.

Starboard Guest Cabin

Entered from the aft end a double berth is outboard. There are two storage drawers below the berth and twin reading lights in the upholstered headboard above as well as three LED soffit lights. Outboard of the berth are four mirrored cabinets, two stereo speakers and above, two opening stainless steel portholes with shades. Furthest forward is a cedar lined auto lit hanging locker with a mirrored door. Inboard is the burlwood door to the en suite Head followed by a lower curved two door cabinet with a 22" Samsung LED TV and light above. Also in the cabin are two additional LED lights overhead and digital AC controls and rope lighting in the overhead soffit and below the berth.

Starboard Guest Head

Forward is an en suite Head with a floating Corian topped vanity with an under mount sink, a Microphor toilet, two storage cabinets and a stall shower with a semi clear glass door, a light, a handheld or wall mounted fixture and a shelf. There are three LED lights above and a marble sole below.

Port Guest Cabin

Entered from the aft end a double berth is outboard. There are two storage drawers below the berth and twin reading lights in the upholstered headboard above as well as three LED soffit lights. Outboard of the berth are four mirrored cabinets, two stereo speakers and above, two opening stainless steel portholes with shades. Furthest forward is a cedar lined auto lit hanging locker with a mirrored door. Inboard is the burlwood door to the en suite Head followed by a lower curved two door cabinet with a 22" Samsung LED TV and light above. Also in the cabin are two additional overhead LED lights and digital AC controls, and rope lighting in the overhead soffit and below the berth.

Port Guest Head

Forward is an en suite Head with a floating Corian topped vanity with an under mount sink, a Microphor toilet, two storage cabinets and a stall shower with a semi clear glass door, a light, a handheld or wall mounted fixture and a shelf. There are three LED lights above and a marble sole below.

Crew Area (Forward of the Galley)

The forward area of OHANA is down seven open tread stairs and offers a Laundry Area with a separate GE Spacemaker washer and dryer and a very useful L shaped desk/office area with a file drawer and four storage drawers. A bookshelf above is perfect for manuals and cruising guides. Many owners dedicate one cabin to crew and one cabin to guests. The common area at the base of the stairs has a carpeted sole, two opening portholes at the Laundry Area and two storage cabinets, three LED lights overhead.

Starboard Crew/Guest Cabin

Twin over/under bunks on the outboard bulkhead with two stainless steel opening portholes above behind shades. Each berth has a reading light. Inboard is a two door curved nightstand with a custom 22" Samsung LED TV above. Forward is a full size, auto lit cedar hanging locker with a mirror on the exterior of the door. Also in the cabin are two LED overhead lights and digital A/C controls. Forward is access to the ensuite Head.

Starboard Crew/Guest Head

Just forward but within the cabin is a head with a Corian topped vanity, an under mount sink and a mirrored medicine cabinet above. The toilet is a china Microphor model. The stall shower has a clear glass bi fold door, a seat, a light and a handheld or wall mounted fixture. Also in the head is an exhaust fan and two overhead halogen light fixtures.

Captains Cabin

All the way forward is the Captain's Cabin with a double berth to starboard with two drawers and a cabinet door below. Above the berth are five storage cabinets and a built in stereo wall speaker. At the foot of the berth is access to the chain locker. To port starting aft is the entrance to the ensuite Head, a small one person settee with a mirrored door hanging locker with cedar lining and auto light above. Next forward are two cabinet doors. Above is a 22" Samsung LED TV and four cabinet doors. Also in the cabin are digital AC controls, two overhead LED lights, a reading light and a round Bomar deck hatch for ventilation or emergency escape. Aft in the cabin is the ensuite Head.

Captains Head

Just forward but within the cabin is a head with a Corian topped vanity, an under mount sink and a mirrored medicine cabinet above. The toilet is a china Microphor model. The stall shower has a clear glass bi fold door and side light, a seat, a light and a handheld or wall mounted fixture. Also in the head is an exhaust fan and two overhead halogen light fixtures.

Skylounge/Helm Area

Up seven steps from the Country Kitchen is the fully enclosed Sky Lounge. The helm is front and center. The sole of the Helm Area is teak and holly to match the Galley.**Helm Area Equipment includes:**

- Black Ultra Leather helm trim
- Dedicated 18" NEC LED screen for Isis 7000 data
- Wesmar electric thruster controls
- Metalstyle helm wheel & pump
- Mathers electronic clutch/throttle controls
- Isis mouse touch pad
- Ritchie 4" magnetic compass
- (2) Black leather crown helm chairs w/electrical adjustments
- Hidden start/stop switches
- Hidden emergency stop switches
- Hidden engine driven emergency bilge pump switch
- Hidden Fireboy system controls
- Hidden engine synchronizer control
- Hidden intake/exhaust turbine controls
- (2) Hidden searchlight controls
- Hidden trim tab controls
- (16) DC electronics breaks to port
- (8) AC electronics breaks to port
- Wipers/Nav lights/bilge pump, etc. switches to port
- (2) Overhead red night Nav lights
- (2) Overhead halogen lights
- Low level accent lighting
- Intellian HD dome on Coach Roof
- Stabilizer controls
- Robertson AP 300 X autopilot
- Datamarine Link wind speed direction
- Datamarine Link electronic compass
- Datamarine Link main digital depth
- Northstar 952X color GPS
- 8" Garmin GPS Map XS w/36 mile radar

Skylounge Area

The Skylounge Area is largely original. There is an aft facing desk at the top of the stairs with two drawers and two cabinet doors. Next aft are two occasional chairs separating a burlwood cabinet. To port is a large brown L shaped settee that electrically converts to sleep two. Large fixed windows all with pleated shades offer great ambient lighting. Above are six halogen lights and four stereo speakers. A dedicated JVC mini stereo system including AM/FM/CD changer

option is adjacent to the settee. Facing forward is a built in glass front drink refrigerator, new 2020. This space makes a great second area for guests or kids to have their own area. The sole of this aft area is covered with a Persian style carpet. Access to the Boat Deck is aft via a stainless steel sliding door.

Boat Deck Area

The Boat Deck Area is also an outside entertainment area with a Miele electric BBQ under a hinged top, an L-shaped settee with storage below. Other features include:

- Fiberglass nonskid decks
- (2) 1000 lb. Nautical Structures davits with hydraulic boom & power rotation (one needs rebuilding)
- (2) Quartz floodlights
- (2) Halogen overhead lights
- (2) Stereo speakers
- Freshwater wash down spigot
- Bomar deck hatch to Aft Deck
- Lazzara tender chocks
- (3) Stainless steel hoop rails aft
- Tender chocks (no tender)
- Pull down ladder to access Coach Roof
- Low level accent lights
- Stern ensign
- Port & starboard Fore & Aft Deck drains
- Intellian HD SAT TV system (not subscribed)

Foredeck

- Fiberglass non-skid deck w/teak applied over (needs replacement)
- Raised bulwarks 21" with stainless steel safety rail
- (16) Courtesy deck lighting in bulwarks
- 42" Custom designed modern burgee flag staff
- Port & starboard 17" mooring cleats w/recessed chocks
- Freshwater dock side inlet
- Windlass Maxwell 3500 w/chain wildcat 24V & up/down foot switches
- 200' x 3/8" chain w/new 154 lb. (70 KG) Rocna anchor
- Stainless steel anchor chute w/roller
- Freshwater wash down
- (4) Port & starboard wing storage lockers
- Recessed sunpad with cushions, cover & storage below

- Ventilation/escape hatch 24" Bomar w/skylight
- Port & starboard midship boarding gates w/boarding lights
- Portside freshwater deck fill
- Port & starboard stainless steel cleats w/hawse
- Starboard waste pump deck fittin

Side Decks

- Full beam grand Main Salon
- Catwalk 9" w/combination rain gutter/grab rail above
- Port & starboard midship 12" mooring cleats
- Catwalk fiberglass nonskid
- 11" High stainless steel safety/fender placement rail
- (8) Cabin side overhang courtesy light

Aft Deck

- Headroom 6' 9"
- 9' Length
- Teak over fiberglass decking
- (3) Overhead courtesy lights w/dimmer switch
- Emergency escape hatch from Engine Room
- (2) Overhead Bose stereo speakers 7" w/volume control
- Deck hatch to Boat Deck 28" long x 24" wide
- Six step fixed stainless ladder with teak treads to Boat Deck
- Bulkhead vertical storage for 7 Step Marquipt Sea Stairs w/handrail
- Overhang recessed stern floodlights
- Aft Main Salon floor to ceiling glass bulkhead - tinted
- Sliding glass door w/polished stainless steel frame
- Port & starboard boarding gates w/boarding lights
- Wet bar built in with upgraded Corian top
- Under mount sink with cold water spigot
- 110V Outlet with GFI & cover
- Magic Chef small drink refrigerator
- Port & starboard settee w/upholstered cushions, cover, storage below
- Sliding centerline dining table
- 7 Step Marquipt Tide Ride boarding ladder
- Port & starboard upholstered settee w/cushions, cover, storage plus stern cleat below
- Hinged access gate to Swim Platform/Engine Room access
- Steps to Swim Platform (4) w/teak treads
- (2) Teak deck chairs w/removable cushions & covers
- Teak cocktail table w/cover

- Rod holder
- Lucite safety glass in aft gates

Swim Platform

- 3' 6" Length
- (3) Euro Style, stainless steel hoop rails - 35"H x 25"W
- Transom storage locker
- Transom shower freshwater hot & cold w/pullout sprayer
- Engine Room watertight door w/dog downs, lock & viewing porthole
- Starboard storage pod suited for small jet ski, presently storing & Marquipt 3 step vertical ladder
- Port storage pod w/hydraulic lift hatch & open area for storage
- Integrated swim ladder

Engine Room

- Dual Racor 1000 fuel filters
- Manual Engine Room gauges
- LED 110V lighting system
- Glendinning "port or starboard" cord reel 220 volt 100 amp
- Lockable parts storage
- (2) Work benches over generators
- Hynautic hydraulic steering system
- (2) Electric pod door actuators
- (2) 500 Series Racor generator fuel filters
- Fireboy fire system suppression system
- 110 Volt water pump
- 24 Volt backup water pump
- Dockside water inlet aft
- 30 Gal. hot water heater 220V
- ZF BW 165A 2.51 to 1 reduction gears
- 2 ½" Aquamet 22 prop shafts
- Lazzara LSR drive system protects shaft
- 4 Blade Nibral props
- Power steering assist pump off port main engine
- Acoustical & thermal insulation
- Freshwater spigot
- 110V Outlet w/GFCI
- Port & starboard Engine Room intake fans
- Single 1750 gallon fiberglass fuel tank w/access plate
- Tank can be filled port & starboard

- (4) 24 Volt auto/manual bilge pumps
- (3) High water bilge alarms
- (8) Cruiseair compressor w/digital thermostats
- Holding tank Y valve w/macerator pump
- Isis vessel monitoring system (new 2017)
- New MTU heat exchangers, port & starboard (2016)
- Dripless shaft seals
- Engine start button

Electrical System

- 110/220 60 HZ AC Volt electrical system
- 12/24 Volt DC electrical system
- (2) 20 KW Onan generators in sound shield w/full gauge package, port 3183, starboard 3262
- Single 100 amp Glendinning shore cord
- (2) 9000 Series Charles C Chargers 24V 40 amp (house & engines)
- EL Series Charles C Chargers 24V 20 amp (generator)
- Generator 12 volt start batteries
- 12 Volt 8D batteries
- Main DC panel w/digital amp & voltage meters
- Main DC panel w/(60) breaker protected circuits
- (3) Battery shutoff switches
- Main AC w/(2) digital volt meters
- Main AC w/(2) digital HZ meters
- Main AC w/(4) digital amp meters
- Main AC w/(13) 220 volt breaker protected circuits
- Main AC w/(49) 110 volt breaker protected circuits
- Main AC panel w/shore/gen 1/gen 2 select breakers
- Electrical bonding system
- Wesmar electric 220 volt/20 HP bow thruster w/12" tube & counter rotating propellers deliver 600 lbs. of thrust
- (2) Onan coolant recovery bottles

Remarks

The Grand Salon Skylounge (GSSL) model of the Lazzara series proved to be the most popular and today the most sought after. OHANA is a special GSSL due to her low engine hours and updates. Priced attractively and seriously for sale!

Exclusions

While every effort was made to list all pertinent included equipment aboard OHANA, there are some personal belongings aboard. Prospective purchasers should assume any item not specifically mentioned herein will not convey at closing.

Disclaimer

The Company offers the details of this vessel in good faith but cannot guarantee or warrant the accuracy of this information nor warrant the condition of the vessel. A buyer should instruct his agents, or his surveyors, to investigate such details as the buyer desires validated. This vessel is offered subject to prior sale, price change, or withdrawal without notice.

Exclusions

Owner's personal belongings.

Disclaimer

The Company offers the details of this vessel or yacht in good faith but cannot guarantee or warrant the accuracy of this information nor warrant the condition of the vessel. A buyer should instruct his representatives, agents, or his surveyors, to investigate such details as the buyer desires validated. This vessel or yacht is offered subject to prior sale, price change, or withdrawal without notice.

PHOTOS

Salon Looking Forward



Salon to Port



Salon to Starboard



Salon Bar Unit



Salon Wet Bar



Salon Dining



Dining Table



Salon Aft to Starboard



Salon Aft to Port



Day Head



Galley Area



Galley to Port



Galley Looking Aft



Galley



Dinette




Entrance to Crew



Skylounge Steps in Galley




Salon Steps to Accommodations



Lower Foyer



Lower Foyer Art Niche



Master to Starboard




Master to Starboard



Master Hanging Locker



Master Hanging Locker



Master Head



Master Shower



Starboard Cabin Head



Starboard Guest Cabin



Port Cabin Looking Forward



Port Cabin Head



Port Cabin



Crew Area



Crew Area



Crew Area



Crew Area



Crew Head



Crew



Crew Head



Capt Cabin



Capt Cabin



Capt Head



Helm



Helm



Portside Helm



New Garmin



Helm Centerline



Isis Monitor



Starboard Side Desk



Skylounge Looking Forward



Portside Convertible Settee



Skylounge



Skylounge



Boat Deck Grill



Boat Deck Seating



View from Boat Deck



Coach Roof Equipment



Swim Platform



Bow



Windlass Detail



Side Deck to Galley



Aft Deck



Aft Deck to Starboard



Aft Deck to Port



Aft Deck Bar



Engine Room Looking Forward



Starboard Engine



Port Engine



Port Generator



Starboard Generator



Alternate Profile



Alternate Profile



Alternate Profile



Alternate Profile



Alternate Profile



Alternate Profile



Alternate Profile



Alternate Profile



Alternate Profile



Alternate Profile



Alternate Profile



CONTACTS

Andrey Shestakov, leading yacht broker of the sales department of Shestakov Yacht Sales Inc. Shestakov Yacht Sales Inc., the official representative of the Miami/Fort Lauderdale FL headquarters.

Contact details

Email: andrey@shestakovyachtsales.com

Web: shestakovyachtsales.com/en/

Telephones

USA: +1(954)274-4435

Office hours

Monday – Saturday: **9:00 - 21:00** EDT

Sunday: **closed**

Address



Harbour Towne Marina, 850 NE 3rd St,
STE 213, Dania, FL 33004