

DAPHNE EXPRESS — SEA RAY



Судостроитель: SEA RAY

Год постройки: 1999

Модель: Sport Yacht

Цена: **ЦЕНА ЯХТЫ ПО ЗАПРОСУ**

Местонахождение: United States

Длина общая: 63' 0" (19.20m)

Ширина: 15' 6" (4.72m)

Мин. осадка: 3' 10" (1.17m)

Макс. осадка: 4' 0" (1.22m)

Крейс. скорость: 30 Kts. (35 MPH)

Макс. скорость: 34 Kts. (39 MPH)

Купить **DAPHNE EXPRESS — SEA RAY** а также выбрать подходящую вам яхту из нашего каталога яхт вам поможет опытный яхтенный брокер Андрей Шестаков. На сегодняшний день компания **Shestakov Yacht Sales Inc.** имеет большое количество яхт в собственном списке продаж, а также тесно сотрудничает со всеми крупными яхтенными производителями по всему миру.

Для того чтобы купить яхту **DAPHNE EXPRESS — SEA RAY** а также проконсультироваться по любому вопросу связанному с покупкой, продажей, чартером яхт позвоните по телефону **+7(918)465-66-44**.

ОГЛАВЛЕНИЕ

ОГЛАВЛЕНИЕ	2
ХАРАКТЕРИСТИКИ	5
Основная информация	5
Размеры	5
Скорость, вместимость и масса	5
Размещение	5
Корпус и палуба	5
Информация о двигателе	6
ПОДРОБНОЕ ОПИСАНИЕ	7
Walkthrough	7
Salon	7
Galley	7
Guest Cabin	8
Guest Head	8
Master Cabin	8
Master Head	8
Cockpit Area	9
Helm Area	9
Bow Area	9
Transom	9
Crew Area	10
Engine Room Equipment	10
Electrical	10
Remarks	10
Exclusions	10
Disclaimer	11
Исключения	11
Отказ от ответственности	11

ФОТОГРАФИИ	12
Salon Looking Forward	12
Salon to Starboard	12
Salon Looking Aft	12
Salon Looking Aft	12
Galley	12
Guest Cabin Looking Aft	12
Guest Cabin Looking Outboard	13
Guest Head	13
Master Looking Forward	13
Master Looking to Port	13
Master Looking to Starboard	13
Master Head	13
Cockpit Area	14
Starboard Side Cockpit Settee	14
Portside Seating	14
Starboard Side Settee	14
Portside Bar	14
Starboard Side Looking Aft	14
Sun Lounge	15
Sun Lounge with Crew Area Below	15
Raised Helm	15
Helm Area	15
Helm	15
Helm	15
Helm Detail	16
Bow Area	16
Side Decks	16
Transom	16

Alternate Profile	16
Alternate Profile	16
From Above	17
Bow Quarter	17
Stern Quarter	17
Bow	17
Bow Quarter	17
Alternate Profile	17
From Above	18
Alternate Profile	18
Stern	18
Logo	18
Logo	18
Platform Lift Vent	18
Layout	19
КОНТАКТЫ	20
Контактная информация	20
Телефоны	20
Время работы	20
Адрес	20

ХАРАКТЕРИСТИКИ

Основная информация

Тип судна: Sport Yacht

Модельный год: 1999

Год постройки: 1999

Страна: United States

Верх: Bimini Top

Размеры

Длина общая: 63' 0" (19.20m)

Ширина: 15' 6" (4.72m)

Мин. осадка: 3' 10" (1.17m)

Макс. осадка: 4' 0" (1.22m)

Скорость, вместимость и масса

Крейс. скорость: 30 Kts. (35 MPH)

Макс. скорость: 34 Kts. (39 MPH)

Чистый вес: 27 Pounds

Вместимость воды: 200 Gallons

Вместимость сточного бака: 70 Gallons

Объем топливного бака: 800 Gallons

Размещение

Всего кают: 2

Спальные места: 6

Всего ком. состава: 2

Корпус и палуба

Материал корпуса: Fiberglass

Комплектация корпуса: Deep Vee

Дизайнер экстерьера: Sea Ray

Информация о двигателе

Двигатели: 2

Производитель: CAT

Модель: 3412

Тип двигателя: Inboard

Тип топлива: Diesel

ПОДРОБНОЕ ОПИСАНИЕ

Walkthrough

Entering on the hydraulic swim platform, two hinged transom doors take you to the cockpit deck. The cockpit is famous for its space and layout and features a sun pad, port and starboard seating areas leading into the U shaped dinette area with a hi low cocktail table perfect for fresh air dining and or a fresh air social hour. Opposite the dinette area is a full wet bar with sink, icemaker, refrigerator and storage. The helm station has enough AC vents to keep the captain and those sitting alongside cool. The helm area has a custom swivel/slide/bolster helm chair and bench seat adjacent to port. Below the main cabin is accented by the light maple wood and the beige/tan Ultra Leather sofas. There is the very large L shaped sofa (converts to a bed) complete with maple dinette table and TV entertainment center. To port is the fully equipped galley with separate refrigerator/freezer, three burner stove, trash compactor, sink, barstools and great storage. Moving forward, there is a locker starboard with stacked washer and dryer and to port a guest stateroom with double bed, close, TV entertainment center and guest head access. The guest head has a vanity with mirror, sink and storage as well as a walk in shower and a head. The master stateroom located forward has a king size bed, TV/entertainment center, vanity with mirror, port and starboard hanging closets, under bed storage, and private access to the master head. The master head is equipped with large vanity with mirror, sink and storage below, also a Vacuflush head and separate walk in shower. The crew's cabin is located aft and accessible under the aft sun pad in the cockpit. There are two single bunks, storage drawers and a separate crew head with sink, Vacuflush head and shower.

Salon

The salon is entered from the portside via a two piece hatch and four curved steps. To starboard is a forward facing Ultra Leather settee that converts to sleep two at the push of a button. The aft bulkhead above the settee is mirrored. A hi-lo wood table lies in front of the sofa. In the outboard corner is a built in end table with a two level Corian countertop with a curved drawer in between the two levels. A hinged area accesses the yacht's central vacuum and additional storage. In the aft corners are two small reading lights. Going forward to starboard is a long free form settee to seat five additional people. Above is a mirrored section plus three storage cabinets and two opening portholes with drapes. Furthest forward is an entertainment center with a 26" Westinghouse TV and five additional cabinets for storage. Above is an attractive ceiling feature with a skylight, four ceiling lights, Bose mini cube speakers and AC delivery vents. The sole is carpeted and has a Sunbrella carpet runner over.

Galley

The Galley is immediately forward of the portside entry steps and is open to the salon. Features include: Wood planked sole Sub Zero wood front refrigerator Sub Zero wood front freezer Broan

wood front trash compactorKenyan 3 burner stove w/glass top w/stainless steel sea railSharp Carousel microwave/convection oven behind a wood doorCorian sink w/removable spray faucetBuilt in Black & Decker coffeemaker behind a wood door(5) Wood cabinet doors(8) Wood drawersCorian countertops(2) Opening stainless steel portholes w/drapes(3) Overhead lights(2) Weighted barstools facing aftFull size wood framed mirrorPower vent

Guest Cabin

Just forward of the galley is a private double berth cabin. Upon entering the cabin is a ¾ height hanging locker with a Panasonic TV above. Outboard is the double berth. Above are two opening stainless steel portholes with drapes.Below the berth are four drawers. Also in the cabin is a carpeted sole, digital AC controls, three overhead lights a door into the guest head.

Guest Head

Having a door from the guest cabin and the main companionway allows the guest head to also serve as a day head. The sole is tiled. The vanity has one cabinet and three drawers below with a Corian sink above. Two mirrored medicine cabinets are above.The stall shower has a bifold entry door, a handheld or wall mountable fixture, a light, storage cabinet and to save space the Vacuflush toilet is located in the shower.

Master Cabin

All the way forward is the master cabin with a free form king size berth on centerline. A mirrored panel is forward flanked with port and starboard sconce lights. Above, is an opening porthole with privacy screen and four small halogen lights.To both port and starboard are padded bolsters with shelves to serve as nightstands outboard. Above, both port and starboard are two fixed deadlights.Aft to starboard is a 20" LED TV followed by a cedar lined auto lit hanging locker with a mirror on the outside and two accent lights above.Next aft is the entrance to the private master head.To port are two mirrored door cabinets flanking a two mirrored door, auto lit cedar lined hanging locker with accent lights above.Also in this cabin are digital AC controls, five drawers, small seats at the end of the berth and a hatch into the bow thruster area.

Master Head

Aft to starboard from the master cabin is the attached master head. The sole is ceramic tile. The bow front vanity has two small cabinets and two small drawers below.The china sink has a single lever faucet and a three panel mirror above.Above the Vacuflush toilet is a mirrored medicine cabinet.The stall shower has a bifold obscure glass door, a seat, a light and a handheld or wall mountable fixture.

Cockpit Area

The cockpit area is a real focal point with seating for up to 12. Very stylish with wrap around seating and sun pads. It's the fun spot! Molded side deck access steps port & starboard Fiberglass sport arch stainless steel grab rails & overhead lighting Custom slide swivel helm seat w/flip up thigh rise bolster & companion bench (4) Stereo speakers Indirect cockpit lighting Norcold refrigerator behind an FPR door U Line icemaker behind an FPR door Circular cockpit seating to starboard w/storage below (2) Aft facing wraparound lounge seats w/storage below Port & starboard cabinets w/access to fuel transfer & priming valves Stainless steel drink holders Removable cockpit carpet Sink with hot & cold water tap Aft Sunbrella tonneau cover for storage (2) Flush mount rod holders Deck hatch into crew cabin below sun pad Circular raised deluxe sun pad Hi lo fiberglass cockpit table (2) Bimini soft tops (fore & aft) of arch Digital AC controls in portside cabinet Stainless steel framed windshield

Helm Area

Garmin GPS map 104XS, chart, depth, radar Raymarine ST 6001 autopilot Digital LCD Systems monitor for engine diagnostics & pump monitoring Raymarine multi instrument w/depth finder, speed/water temperature Helm AC RCL 100 remote spotlight controls with A/B switch Trim tab controls ABT bow thruster controls (2) Analog voltmeters (2) Analog fuel gauges Electric windshield vent Wood helm wheel Burl instrument panel com M602 VHF radio Danforth 6" constellation magnetic compass Hynautic hydraulic engine controls CAT analog/digital gauges w/alarm panel Dual Bluetooth stereo behind weather cover 12 Volt accessory outlet Stainless steel drink holders Battery parallel switch (3) Wiper/washer controls Hydraulic trolling valves Sea Fire fire system override panel

Bow Area

Bow sun pad Stainless steel bow rails, welded Deck anchor hatch w/freshwater wash down & hoe Translucent deck hatch w/locks & sky screen cover Stainless steel hull & deck port lights International Navigation lights Windlass Lofrans Albatross (chain) w/foot switches, stainless steel Stainless steel anchor chute w/stainless steel plow anchor, all chain rode Dual ACR spotlight (24V w/single control) FRP radar arch 4 HP SAT TV dome Garmin HD 18" Raydome Twin ACR searchlights Hailer horn Stainless steel trumpet horn Burgee staff Delta stainless steel plow anchor

Transom

Glendinning cablemasters shower power reels (2) w/remotel Integral swim platform w/hydraulic lift & tender chocks Transom storage locker Freshwater wash down & dockside inlet w/cockpit shower (hot & cold) Port & starboard walk through doors Integral stainless steel swim ladder Tonneau cover Flag staff socket

Crew Area

Twin berths
Head, shower, power vent & shower sump (24V)
Vacuflush toilet
Full length mirror
120V outlets
24V/120V lighting
240V air conditioning/heating (7000 BTU) (inoperative)
(Area has a dehumidifier)
Aft opening window on transom
Marine stereo w/speakers

Engine Room Equipment

Hydraulic power steering
24 Volt air horn w/accumulator tank
240 Volt pressure water pump
24 Volt Sure Flow backup water pump
Vacuflush head system
240 Volt 20 gallon water tank
Macerator pump out for holding tank
(3) 24 Volt bilge pumps
(3) 24 Volt water bilge pumps & alarms
24V Shower/condensate sump pump
(4) 24 volt bilge blowers
Sea Fire, Halon, 60 lb. fire suppression system w/diesel shutdown & override
Battery parallel system
Emergency engine stops
Glendinning engine synchronizers
Fuel priming pumps
75/900 Racor fuel filters w/vacuum gauges
Bilge freshwater hose & spigot
24 Volt bilge lights
2 ½ stainless steel prop shafts (Aquamet 22)
Dripless shaft seals
24 Volt trim tabs
Airsep crankcase ventilation system
Five Point Reverso oil change system
Mechanical CAT engine gauges
Holding tank filter
(3) Coolant recovery bottles
ZF 665A transmissions

Electrical

12/24 Volt DC electrical system
120/240 Volt AC electrical system
20 KW Westerbeke generator w/301 hours
(2) 60 Amp Vanner battery equalizers
(4) 8 D batteries
240 Volt electrical panel with (12) breaker protected circuits & digital volt & amp meters
120 Volt electrical panel with (13) breaker protected circuits & digital volt & amp meters
24 Volt electrical panel with (10) breaker protected circuits
12 Volt electrical panel with (8) breaker protected circuits
Selectable digital DC/amp volt meter
(2) 24 Volt battery solenoid switches
(2) 12 Volt battery solenoid switches
Water indicator at main panel
Waste level at main panel
20 Amp, 120 volt, 12 volt converter
40 Amp, 120 volt, 24 volt converter
(2) Galvanic isolators

Remarks

DAPHNE EXPRESS is a two cabin 63' Sea Ray with CAT 3412 power and conventional shaft/prop drives. She has enjoyed a good life and is in much better than average condition. Her owner keeps her professionally maintained and ready to go. Priced attractively to sell quickly! Although the HIN is indicative of a 1998 build year, the build year stated on the USCG document is 1999. Actual LOA with platform is 66' 6", hull length 62' 6".

Exclusions

While every effort was made to list all pertinent included equipment aboard DAPHNE

EXPRESS, there are some personal belongings aboard. Prospective purchasers should assume any item not specifically mentioned herein will not convey at closing.

Disclaimer

The Company offers the details of this vessel in good faith but cannot guarantee or warrant the accuracy of this information nor warrant the condition of the vessel. A buyer should instruct his agents, or his surveyors, to investigate such details as the buyer desires validated. This vessel is offered subject to prior sale, price change, or withdrawal without notice.

Исключения

При продаже яхты исключаются личные вещи владельца.

Отказ от ответственности

Компания предоставляет описание судна или яхты добросовестно, но не может гарантировать точность этой информации, а также не ручается за техническое состояние. Покупатель должен проинструктировать своих агентов или оценщиков исследовать представленную информацию более подробно, по собственному желанию. Продажа судна или яхты, изменение цены или снятие с продажи будет происходить без предварительного уведомления.

ФОТОГРАФИИ

Salon Looking Forward



Salon to Starboard



Salon Looking Aft



Salon Looking Aft



Galley



Guest Cabin Looking Aft



Guest Cabin Looking Outboard



Guest Head



Master Looking Forward



Master Looking to Port



Master Looking to Starboard



Master Head



Cockpit Area



Starboard Side Cockpit Settee



Portside Seating



Starboard Side Settee



Portside Bar




Starboard Side Looking Aft



Sun Lounge



Sun Lounge with Crew Area Below



Raised Helm



Helm Area



Helm




Helm




Helm Detail



Bow Area



Side Decks



Transom



Alternate Profile



Alternate Profile



From Above



Bow Quarter



Stern Quarter



Bow



Bow Quarter



Alternate Profile



From Above



Alternate Profile



Stern



Logo



Logo



Platform Lift Vent



Layout



КОНТАКТЫ

Андрей Шестаков (Andrey Shestakov) – ведущий яхтенный брокер отдела продаж яхт и судов компании Shestakov Yacht Sales Inc. Официальный представитель Shestakov Yacht Sales Inc. для русскоговорящих клиентов в центральном офисе компании в Майами/Форт Лодердейл/Флорида/США.

Контактная информация

Email: andrey@shestakovyachtsales.com

Web: shestakovyachtsales.com

Телефоны

Краснодарский край: **+7(918)465-66-44**

США, Майами, Флорида: **+1(954)274-4435**

Время работы

Понедельник – Суббота: **9:00 - 21:00**
EDT

Воскресенье: **Закрето**

Адрес



Harbour Towne Marina, 850 NE 3rd St,
STE 213, Dania, FL 33004