

MATILDA E — SOUTH SHORE



Builder: South Shore

Year Built: 2017

Model: Cruising Yacht

Price: PRICE ON APPLICATION

Location: United States

LOA: 25' 0" (7.62m)

Beam: 8' 6" (2.59m)

Min Draft: 2' 0" (0.61m)

Max Draft: 2' 0" (0.61m)

Cruise Speed: 18 Kts. (21 MPH)

Max Speed: 27 Kts. (31 MPH)

Our experienced yacht broker, Andrey Shestakov, will help you choose and buy a yacht that best suits your needs **Matilda E — South Shore** from **our catalogue**. Presently, at **Shestakov Yacht Sales Inc.**, we have a wide variety of yachts available on **our sale's list**. We also work in close contact with all the big **yacht manufacturers** from all over the world.

If you would like to buy a yacht **Matilda E — South Shore** or would like help answering any questions concerning purchasing, selling or chartering a yacht, please call **+1(954)274-4435**

TABLE OF CONTENTS

TABLE OF CONTENTS	2
SPECIFICATIONS	5
Overview	5
Basic Information	5
Dimensions	5
Speed, Capacities and Weight	5
Accommodations	6
Hull and Deck Information	6
Engine Information	6
DETAILED INFORMATION	7
MAIN DESCRIPTION	7
25' South Shore Overview	7
25' South Shore Vessel Walkthrough	7
25' South Shore Galley	7
25' South Shore Stateroom	8
25' South Shore Pilothouse	8
25' South Shore Electronics	8
25' South Shore Electrical System	8
25' South Shore Engine/Mechanical Equipment	9
25' South Shore Deck Equipment	9
25' South Shore Safety and Fire Protection	9
25' South Shore Exclusions	9
25' South Shore Disclaimer	10
Exclusions	10
Disclaimer	10
PHOTOS	11
0_2779577_	11
1_2779577_	11

2_2779577_	11
3_2779577_	11
4_2779577_	11
5_2779577_	11
6_2779577_	11
7_2779577_	11
8_2779577_	12
9_2779577_	12
10_2779577_	12
11_2779577_	12
12_2779577_	12
13_2779577_	12
14_2779577_	12
15_2779577_	12
16_2779577_	13
17_2779577_	13
18_2779577_	13
19_2779577_	13
20_2779577_	13
21_2779577_	13
22_2779577_	13
23_2779577_	13
24_2779577_	14
25_2779577_	14
26_2779577_	14
27_2779577_	14
28_2779577_	14
29_2779577_	14
30_2779577_	14

31_2779577_	14
CONTACTS	15
Contact details	15
Telephones	15
Office hours	15
Address	15

SPECIFICATIONS

Overview

Matilda E is a 2017 25' South Shore Boatworks Gurnet Point Downeast pilothouse cruiser in very nice condition. She was built by Bob Fuller at South Shore and designed by Jamie Lowell. She includes a 200 HP 4 stroke Yamaha outboard, Zipwake dynamic trim control system, Loadmaster dual axle trailer, Webasto reverse cycle air conditioning/heating system, Simrad electronics, v-berth, galley and composting head (Never used). Her interior is simple, clean and a great example of Bob Fuller's eye for detail. She is a head turner and would be a great weekender for the Chesapeake Bay or back in New England.

Basic Information

Category: Cruising Yacht

Sub Category: Downeast

Model Year: 2017

Year Built: 2017

Country: United States

Dimensions

LOA: 25' 0" (7.62m)

Beam: 8' 6" (2.59m)

Min Draft: 2' 0" (0.61m)

Max Draft: 2' 0" (0.61m)

Speed, Capacities and Weight

Cruise Speed: 18 Kts. (21 MPH)

Max Speed: 27 Kts. (31 MPH)

Displacement: 6000 Pounds

Water Capacity: 8 Gallons

Fuel Capacity: 100 Gallons

Accommodations

Total Cabins: 1

Total Berths: 2

Total Heads: 1

Hull and Deck Information

Hull Material: Fiberglass

Engine Information

Engines: 1

Manufacturer: Yamaha

Model: F200XCA

Engine Type: Outboard

Fuel Type: Gas/Petrol

DETAILED INFORMATION

MAIN DESCRIPTION

Matilda E is a 2017 25' South Shore Boatworks Gurnet Point Downeast pilothouse cruiser in very nice condition. She was built by Bob Fuller at South Shore and designed by Jamie Lowell. She includes a 200 HP 4 stroke Yamaha outboard, Zipwake dynamic trim control system, Loadmaster dual axle trailer, Webasto reverse cycle air conditioning/heating system, Simrad electronics, v-berth, galley and composting head (Never used). Her interior is simple, clean and a great example of Bob Fuller's eye for detail. She is a head turner and would be a great weekender for the Chesapeake Bay or back in New England.

25' South Shore Overview

Matilda E is a 2017 25' South Shore Boatworks Gurnet Point Downeast pilothouse cruiser in very nice condition. She was built by Bob Fuller at South Shore and designed by Jamie Lowell. She includes a 200 HP 4 stroke Yamaha outboard, Zipwake dynamic trim control system, Loadmaster dual axle trailer, Webasto reverse cycle air conditioning/heating system, Simrad electronics, v-berth, galley and composting head (Never used). Her interior is simple, clean and a great example of Bob Fuller's eye for detail. She is a head turner and would be a great weekender for the Chesapeake Bay or back in New England.

25' South Shore Vessel Walkthrough

From the large cockpit, you enter the pilothouse through a sliding door and you will then find a storage cabinet with slide-out table to starboard, helm with side deck access door starboard forward, cabinet and built-in benchseat to port and side deck access door port forward. Walk forward and step down to find the galley to port, v-berth forward and composting head to starboard.

The headroom in the pilothouse is 6'4" and 5' in the stateroom. The port berth is 6'6" long and the starboard berth is 8'8" long.

25' South Shore Galley

The galley is below and to port.

- Wallas single burner electric cooktop

- Stainless steel sink
- Yeti cooler in the cockpit

25' South Shore Stateroom

Matilda E offers a v-berth, a composting head, which has never been used, 4 portlights with screens, overhead hatch, storage under the v-berth, reading lights, 12 vdc outlet and a 110 vac outlet.

25' South Shore Pilothouse

The pilothouse offers a side deck access door on each side, sliding door aft to the cockpit, helm starboard forward, storage cabinet with slide-out table port aft, storage cabinet and built-in benchseat starboard aft, opening side windows with screens, opening center windshield, two overhead hatches and teak sole.

25' South Shore Electronics

- Simrad 4G Radar
- Simrad NSS 12" Evo3 multi-function display
- Simrad autopilot with wireless remote
- Simrad RS35 VHF
- Ritchie Powerdamp magnetic compass

25' South Shore Electrical System

- Blue Sea electrical panels
- Blue Sea battery switch
- 30 amp shore power cord
- 12 vdc and 110 vac outlets in the stateroom and pilothouse

25' South Shore Engine/Mechanical Equipment

- Yamaha 200 HP 4 stroke outboard with approximately 81 hours
- Yamaha engine control
- Yamaha outboard monitoring panel
- Seastar hydraulic steering system
- Zipwake dynamic trim control system
- Webasto 10,000 BTU reverse cycle air conditioning/heating system
- Composting head (Never used)

25' South Shore Deck Equipment

- Lewmar anchor windlass with remote control at the helm
- Lewmar 16.5 LB Claw anchor
- Stainless steel Sampson post
- Stainless steel deck hardware
- 6 rod holders
- Loadmaster dual axle trailer

25' South Shore Safety and Fire Protection

- First Alert smoke and carbon monoxide detector
- Fire extinguisher
- Rule bilge pumps
- Lifering

25' South Shore Exclusions

- Sellers' personal belongings

25' South Shore Disclaimer

The Company offers the details of this vessel in good faith but cannot guarantee or warrant the accuracy of this information nor warrant the condition of the vessel. A buyer should instruct his agents, or his surveyors, to investigate such details as the buyer desires validated. This vessel is offered subject to prior sale, price change, or withdrawal without notice.

Exclusions

Owner's personal belongings.

Disclaimer

The Company offers the details of this vessel or yacht in good faith but cannot guarantee or warrant the accuracy of this information nor warrant the condition of the vessel. A buyer should instruct his representatives, agents, or his surveyors, to investigate such details as the buyer desires validated. This vessel or yacht is offered subject to prior sale, price change, or withdrawal without notice.

PHOTOS

0_2779577_



1_2779577_




2_2779577_




3_2779577_




4_2779577_




5_2779577_



6_2779577_



7_2779577_



8_2779577_



9_2779577_



10_2779577_



11_2779577_



12_2779577_



13_2779577_



14_2779577_



15_2779577_



16_2779577_



17_2779577_



18_2779577_



19_2779577_



20_2779577_



21_2779577_



22_2779577_



23_2779577_



24_2779577_



25_2779577_



26_2779577_



27_2779577_



28_2779577_



29_2779577_



30_2779577_



31_2779577_



CONTACTS

Andrey Shestakov, leading yacht broker of the sales department of Shestakov Yacht Sales Inc. Shestakov Yacht Sales Inc., the official representative of the Miami/Fort Lauderdale FL headquarters.

Contact details

Email: **andrey@shestakovyachtsales.com**

Web: shestakovyachtsales.com/en/

Telephones

USA: **+1(954)274-4435**

Office hours

Monday – Saturday: **9:00 - 21:00** EDT

Sunday: **closed**

Address



Harbour Towne Marina, 850 NE 3rd St, STE 213, Dania, FL 33004