


PIONEER CABIN — CAMBRIA



Builder: CAMBRIA

Year Built: 1993

Model: Cruising/Racing Sailboat

Price: PRICE ON APPLICATION

Location: United States

LOA: 46' 0" (14.02m)

Beam: 13' 5" (4.09m)

Min Draft: 5' 8" (1.73m)

Max Draft: 9' 0" (2.74m)

Cruise Speed: 8 Kts. (9 MPH)

Max Speed: 9 Kts. (10 MPH)

Our experienced yacht broker, Andrey Shestakov, will help you choose and buy a yacht that best suits your needs **PIONEER CABIN — CAMBRIA** from our catalogue. Presently, at Shestakov Yacht Sales Inc., we have a wide variety of yachts available on our sale's list. We also work in close contact with all the big yacht manufacturers from all over the world.

If you would like to buy a yacht **PIONEER CABIN — CAMBRIA** or would like help answering any questions concerning purchasing, selling or chartering a yacht, please call **+1(954)274-4435**

TABLE OF CONTENTS

| | |
|--|----|
| TABLE OF CONTENTS | 2 |
| SPECIFICATIONS | 3 |
| Basic Information | 3 |
| Dimensions | 3 |
| Speed, Capacities and Weight | 3 |
| Accommodations | 3 |
| Hull and Deck Information | 4 |
| Engine Information | 4 |
| DETAILED INFORMATION | 5 |
| Accommodations | 5 |
| Electronics and Navigational Equipment | 5 |
| Electrical System | 6 |
| Sails and Rigging | 6 |
| Engine /Mechanical Equipment | 7 |
| Plumbing System | 7 |
| Other Features and Equipment * | 7 |
| Exclusions | 8 |
| Disclaimer | 8 |
| PHOTOS | 9 |
| Sailplan | 9 |
| Berth | 9 |
| CONTACTS | 11 |
| Contact details | 11 |
| Telephones | 11 |
| Office hours | 11 |
| Address | 11 |

SPECIFICATIONS

Basic Information

Category: Cruising/Racing Sailboat

Model Year: 1993

Year Built: 1993

Country: United States

Dimensions

LOA: 46' 0" (14.02m)

LWL: 37' 2" (11.33m)

Beam: 13' 5" (4.09m)

Min Draft: 5' 8" (1.73m)

Max Draft: 9' 0" (2.74m)

Clearance: 64' 0" (19.51m)

Speed, Capacities and Weight

Cruise Speed: 8 Kts. (9 MPH)

Cruise Speed RPM: 2200 Kts.

Max Speed: 9 Kts. (10 MPH)

Max Speed RPM: 2600 Kts.

Water Capacity: 140 Gallons

Holding Tank: 15 Gallons

Fuel Capacity: 120 Gallons

Accommodations

Total Berths: 1

Sleeps: 1

Total Heads: 1

Crew Berths: 1

Crew Sleeps: 1

Crew Heads: 1

Hull and Deck Information

Hull Material: Fiberglass

Deck Material: Teak

Hull Finish: Fiberglass

Hull Designer: David Walters

Engine Information

Engines: 1

Manufacturer: Yanmar

Model: JH2HT Turbo

Engine Type: Inboard

Fuel Type: Diesel

DETAILED INFORMATION

Accommodations

PIONEER CABIN has a three cabin, two companionway interior. The aft cabin has a full size double quarter berth, a hanging locker, drawer and shelf space and a head with full shower stall. This cabin also contains the navigation station with a book case and is accessed from the aft cockpit. Owner's cabin has ensuite head with large stall shower and sink. The center cabin contains the galley, settees, bookcases, stowage and the entertainment center. The galley has a three burner Force 10 stove with oven and broiler and a microwave. The stove area has a stainless crash bar and attachment points for a galley safety belt. The counter tops are Corian and there is a fold down shelf for extra galley work space. There is a large locker for dish and glass stowage, and three cabinets for food and utensil stowage. The main part of the cabin has been extensively customized with two ultrasuede covered settees (new 1999), port and starboard bookcases and locker, all finished in satin varnished teak with white trim. There is additional stowage behind the settee cushions and under the cushions around the water tanks. All the lockers on **PIONEER CABIN** have positive locking catches to prevent lockers from opening in a seaway. There are also port and starboard pipe berths behind the settee cushions. All berths have weather cloths for secure sleeping. The entertainment center consists of a TV/VCR; and AM/FM radio with cassette deck and CD player. There are speakers port and starboard as well as the aft cabin and in the main cockpit. The TV has its own antenna and can be hooked into a shore side cable system if available. There is custom storage built in for CD's and tapes. The dining table is teak with an ash border. With both sides open it can easily accommodate 6 people. There are 5 opening ports in the main cabin as well as a large overhead translucent hatch and one smaller hatch. The large hatch can be opened either forward or aft. The main cabin is light and airy with plenty of natural ventilation. There are numerous energy efficient, quiet fans placed throughout the boat. The forward cabin has a queen sized V-berth, hanging locker, shelf and locker storage and a commodious storage area under the berth. There is also a large opening hatch over the berth to give excellent ventilation to the whole cabin. The forward head opens directly into the forward cabin as well as into the main cabin. It is also equipped with a stand-up shower, sink and commode. This three cabin arrangement with two companionways and two separate heads also provides comfort and privacy for two couples or a family with children.

Electronics and Navigational Equipment

PIONEER CABIN has state of the art electronics with many upgrades done as equipment changes were made. The cornerstone of the system is the KVH Quadro system. The system allows monitoring of over 40 boat functions including boat speed, speed over ground, true and apparent wind speed and direction and many others. There are two digital and one analog (wind direction) display on the starboard bulkhead as well as separate displays at the wheel and down below in the Nav station. All are controlled by centrally located key pads and give all sailing parameters, navigation data and if desired, performance data. The KVH system is tied into a KVH

Fluxgate compass as well as the Trimble Navgraphic GPS which includes the CD ROM driven chart plotter and the Furuno radar. The radar antenna is located on a stern mounted Edson pole with a hydraulic tilting platform (allows the radar to remain level regardless of the angle of heel.) The radar display, while permanently mounted in the Nav station, can also be mounted on the cabin top under the full width dodger. This allows the helmsman constant access to the radar screen without the need to leave the wheel. The autopilot is a below decks installation. It is the Autohelm 6000 and can be controlled either from the helm station or at the companionway under the dodger. This allows the helms person to get out of the weather and still remain topsides to see and steer. The auto pilot is also connected to the GPS and allows the pilot to correct for leeway or cross track error when sailing. It is a mechanical ram unit with barely discernable drag on the wheel when not engaged. Settings are simple and straight forward and the unit itself is very energy efficient.

Electrical System

Custom designed Bass electrical panel with digital voltmeter, ammeter for both DC and AC Three 8D (240amp hrs. each) Gel cell house batteries. (new 2000) Two 110amp hrs. Gel cell engine starting batteries (new 1999) Batteries are switched separately with an emergency override if needed. Heart inverter/charger- 2800 watts Most cabin lights are Alpenglow fluorescents for low power draw.

Sails and Rigging

Spars are by Hall Spars and the boat is Cutter-rigged. Shrouds and stays are Navtec rod rigging. **PIONEER CABIN** has a Navtec hydraulic backstay adjuster and hydraulic boom vang. All halyards are internal. There are two genoa halyards, a spinnaker halyard, pole topping lift, staysail halyard and main halyard. The staysail and headsail have Profurl furling. All sails are U.K. All reef lines, furling lines and the Main halyard are led back to the cockpit. Sails consist of newer U.K. Sails, Main and Genoa (2002 - Spectra), Staysail (2003 Dacron), 95% Spectra tape drive Yankee, Storm Staysail and Assymetrical Spinnaker. All sails are in excellent condition. There is a seperate track on the mast for the Storm Trisail. The boat has full spinnaker gear with a mast stowed pole and a reaching strut. The deck layout of the boat was extensively customized to allow all sail handling from the cockpit. All winches are Barients and were upgraded one size over the standard inventory to allow for easier sail handling. There is an electric winch on the cockpit cabin top to which all lines can be led if desired. It is used to raise the mainsail, control the main sheet and reef lines. There are pad eyes located along the deck for easy rigging of safety lines from bow to cockpit locker as well as a large lazarette, and a shallow locker for winch handles, blocks etc. **PIONEER CABIN** is fitted with an Edson offshore Steering system with a leather covered 40" wheel, Harken roller bearings and a skeg mounted rudder. Steering is light and the boat is easily balanced on all points of sail.; Muir electric windlass with Delta 55 lb anchor [all chain rode] plus a Fortress 35 lb anchor with chain and nylon rode.

Engine /Mechanical Equipment

- Yanmar 75HP turbo diesel with approx 2200hrs
- Balmar 150amp alternator with "smart" voltage regulator
- Kubota diesel D.C. generator (new 2001) with 150amp Balmar alternator and direct drive Reverse Osmosis watermaker- Capacity 20 gallons/hr.
- Dual Manifold high capacity Racor filters
- Maxprop 3 bladed adjustable prop (rebuilt 2003)
- Lasdrop stuffing box on shaft log
- Engine mounted high output bilge pump
- Sea Frost refrigerator and separate freezer
- Direct engine drive and 110V shore power compressor

Plumbing System

- Two 75gal. aluminum water tanks under settees with manifold
- Water maker leads directly to either port or starboard tank. All water tanks vented inside the boat
- Mechanical gauges on tanks
- 110gal. custom designed fiberglass diesel fuel tank with easily accessed sump and inspection ports.
- 15gal. stainless steel Balmar hot water heater- engine and shore power heating. (new 2000)
- Heavy duty Par fresh waterpump
- Manual fresh water foot pumps at galley sink and both heads
- Manual saltwater pump at the galley sink
- Refrigeration/freezer sump drain to galley sink
- Galley sink has manual pump to allow use on any tack; head sinks are molded Corian and have electric pumps to allow use on any tack.
- Galley sinks are custom designed stainless steel.
- Saltwater wash down pump at bow.
- Full stall shower in aft head, hand held shower in forward head. Both sumped overboard
- Cockpit fresh hot & cold water shower.
- Wilcox Crittenden heads
- 4 Bilge pumps-2 Edson high output manual, 1 engine driven very high output pump, 1 Par automatic electric bilgepump with bilge alarm.

Other Features and Equipment *

PIONEER CABIN is a 1993 Cambria 46. The boat was built by Cabo Rico Yachts using the molds and lay up schedule designed by David Walters. The yacht is solid lay up below the waterline, cored hull above and cored deck. **PIONEER CABIN** is a keel centerboard boat with the centerboard pennant led to the cockpit. The deck is overlaid with teak bonded to the subdecking with no screws penetrating the sub deck. The hull is flag blue Awlgrip with an

Awlgrip clear coat (new 1998). All thru hulls are bronze ball valve type and are inset flush to the hull. **PIONEER CABIN** was designed specifically to be easy to sail for a short handed crew but with enough room and stowage space to allow for long passages with additional crew. She is a fast, easily sailed sea kindly boat that gets people where they are headed in safety and comfort. An inspection and survey will prove that **PIONEER CABIN** was designed and built for very experienced owners-and has been maintained to "as new condition". Highly recommended. *Tools, paper charts, cruising guide, medical kit, books, diving gear, outboard motor, Avon inflatable and all personal items not included in sale.


Exclusions

Owner's personal belongings.


Disclaimer

The Company offers the details of this vessel or yacht in good faith but cannot guarantee or warrant the accuracy of this information nor warrant the condition of the vessel. A buyer should instruct his representatives, agents, or his surveyors, to investigate such details as the buyer desires validated. This vessel or yacht is offered subject to prior sale, price change, or withdrawal without notice.


PHOTOS




Sailplan



Berth





CONTACTS

Andrey Shestakov, leading yacht broker of the sales department of Shestakov Yacht Sales Inc. Shestakov Yacht Sales Inc., the official representative of the Miami/Fort Lauderdale FL headquarters.

Contact details

Email: andrey@shestakovyachtsales.com

Web: shestakovyachtsales.com/en/

Telephones

USA: +1(954)274-4435

Office hours

Monday – Saturday: **9:00 - 21:00** EDT

Sunday: **closed**

Address



Harbour Towne Marina, 850 NE 3rd St,
STE 213, Dania, FL 33004