

THE ROYAL BLUE — HYLAS



Судостроитель: [HYLAS](#)

Год постройки: 2009

Модель: Крейсерская яхта

Цена: **ЦЕНА ЯХТЫ ПО ЗАПРОСУ**

Местонахождение: United States

Длина общая: 70' 0" (21.34m)

Ширина: 18' 0" (5.49m)

Макс. осадка: 7' 6" (2.29m)

Крейс. скорость: 8 Kts. (9 MPH)

Макс. скорость: 10 Kts. (12 MPH)

Купить **THE ROYAL BLUE — HYLAS** а также выбрать подходящую вам яхту из нашего каталога яхт вам поможет опытный яхтенный брокер Андрей Шестаков. На сегодняшний день компания **Shestakov Yacht Sales Inc.** имеет большое количество яхт в собственном списке продаж, а также тесно сотрудничает со всеми крупными яхтенными производителями по всему миру.

Для того чтобы купить яхту **THE ROYAL BLUE — HYLAS** а также проконсультироваться по любому вопросу связанному с покупкой, продажей, чартером яхт позвоните по телефону **+7(918)465-66-44**.

ОГЛАВЛЕНИЕ

ОГЛАВЛЕНИЕ	2
ХАРАКТЕРИСТИКИ	5
Обзор	5
Основная информация	5
Размеры	5
Скорость, вместимость и масса	5
Размещение	5
Корпус и палуба	6
Информация о двигателе	6
ПОДРОБНОЕ ОПИСАНИЕ	7
Overview	7
Accommodations	7
Main Salon	10
Helm	10
Galley	11
Crew Quarters/Guest Cabin	11
Hull and Deck	12
Rig and Rigging	15
Canvas	15
Cockpit	16
Mechanical Equipment	16
Engine Room	17
Electrical Equipment	17
Communication and Navigation Equipment	18
Entertainment Equipment	18
Plumbing and Tankage	19
Interior	20
Safety Equipment	20

Исключения	20
Отказ от ответственности	21
ФОТОГРАФИИ	22
Salon	22
Salon	22
Salon	22
Salon	22
Salon	22
Salon	22
Galley	23
Galley	23
Galley	23
Master Stateroom	23
Master Stateroom	23
Master Stateroom	23
Master Stateroom	24
Master Head	24
Master Head	24
Forward Stateroom	24
Forward Stateroom	24
Forward Stateroom	24
Forward Guest Head	25
Forward Stateroom	25
Forward Guest Head	25
Forward Guest Head	25
Starboard Guest Stateroom	26
Starboard Guest Head	26
Forward Port Stateroom	26
Forward Port Stateroom w/ Pullman	26

Forward Port Head	27
Navigation Station	27
Engine Room	27
Engine Room	27
Engine Room	28
Cockpit	28
Helm	28
Cockpit	28
Cockpit	29
Cockpit	29
Cockpit Seating	29
Cockpit/Salon Entrance	29
Foredeck	29
Foredeck	29
Foredeck	30
Foredeck	30
Mast	30
Foredeck	30
Port Passageway	31
Aft Deck	31
Stern	31
Aft Deck	31
Stern	32
Layout	32
КОНТАКТЫ	33
Контактная информация	33
Телефоны	33
Время работы	33
Адрес	33

ХАРАКТЕРИСТИКИ

Обзор

Sailing Yacht THE ROYAL BLUE is a 69ft 7in / 21.21m yacht for sale, built and launched by yacht builder Hylas. Delivered to a knowledgeable yacht owner in 2009, this luxury yacht sleeps up to 8 guests in 4 staterooms and has accommodations for 2 crew in 1 cabin.

Основная информация

Тип судна: Крейсерская яхта

Модельный год: 2009

Год постройки: 2009

Страна: United States

Кубрик: Да

Размеры

Длина общая: 70' 0" (21.34m)

Длина по ватерлинии: 61' 7" (18.77m)

Ширина: 18' 0" (5.49m)

Макс. осадка: 7' 6" (2.29m)

Скорость, вместимость и масса

Крейс. скорость: 8 Kts. (9 MPH)

Макс. скорость: 10 Kts. (12 MPH)

Водоизмещение: 90000 Pounds

Вместимость воды: 360 Gallons

Вместимость сточного бака: 135 Gallons Объем топливного бака: 710 Gallons

Размещение

Всего кают: 4

Спальные места: 8

Всего ком. состава: 4

Каюты экипажа: 1

Спальных мест экипажа: 2

Корпус и палуба

Материал корпуса: Composite

Отделка корпуса: Stainless Steel

Информация о двигателе

Двигатели: 1

Производитель: Yanmar

Модель: 6BY-260

Тип двигателя: Inboard

Тип топлива: Diesel

ПОДРОБНОЕ ОПИСАНИЕ

Overview

THE ROYAL BLUE is a 2009 Hylas 70 Twin Wheel Deck Design with a separate forward cockpit seating area, a great example of the well-respected Hylas 70 Bluewater yacht designed by German Frers. Built at Queen Long Marine in Taiwan, she is Hull#5, built as semi-custom to the highest standards, she offers fully automated push-button sail handling systems that allow for easy shorthanded sailing.

THE ROYAL BLUE is fully equipped for a long-distance cruises with her full carbon rig, in-boom roller furling system, tropical air package, generator, bow thruster, water maker. Since her launch, she has proven to be a fast, safe, and extremely comfortable world cruiser. Featuring a versatile custom four-cabin layout, ideal for long-distance or coastal cruise.

The Hylas 70 will impress and THE ROYAL BLUE will leave a lasting impression on everyone. THE ROYAL BLUE is prepared for her next adventure. Inspections are highly recommended. Available for showing by appointment only in Miami.

The boat is US DUTY PAID.

KEY FEATURES

- Original owner
- Full carbon rig included in-boom furler system
- Larger engine (260hp) and genset (16kw)
- Low hours engine and generator
- Tropical air conditioning (65,000 Btu)
- Shallow draft keel
- Fully enclosed cockpit Bimini (Isinglass new 2021)

Accommodations

THE ROYAL BLUE features a custom four-cabin layout with two en-suite owner/guest cabins, plus two additional en-suite crew/guest cabins. Finely crafted solid teak Euro-styled joinery work and veneer surfaces are finished in satin varnish throughout, with custom burlled tabletops in the

salon. Cabin soles are satin-finished teak with custom locking mechanisms. Head and shower areas are all painted white Awlgrip and feature Corian vanity tops, solid Corian sinks, and molded floors. Hanging lockers are lined with cedar and feature automatic lights. White Ultraleather headliner with OceanAir hatch screens/blinds throughout.

MASTER STATEROOM

The full-beam owner's private stateroom is located aft and features a large 66" centerline berth with two narrow shelves on centerline. Some of the many features include:

- Port and starboard hanging lockers
- Chest of drawers
- TV cabinet with shelves
- Lower door on cabinet below TV
- Both port and starboard hanging locker doors have split doors
- Storage under owners berth accessible via hydraulic lifts
- All doors square, no louvers
- AMES electronic digital security safe
- Fabric with foam backing on bulkhead
- Stereo with pair of speakers

MASTER STATEROOM HEAD

- Quiet Flush electric freshwater heads
- Counters Corian "Sahara"
- Head soles in white with teak grate in shower sump
- Soap dispenser installed next to each sink
- GFI 110AC outlet in both forward head areas
- Low profile fiddles in Corian
- A La Mer to ship shower plumbing fixtures for head
- A La Mer to ship sink plumbing fixtures for head
- A La Mer to ship soap dispenser for head
- Spendide 2100 vented model washer/dryer
- Clear Lexan door for shower stall

FORWARD GUEST STATEROOM

Beginning forward is a private VIP stateroom with a queen-sized berth, settee, and significant storage space, including a large hanging locker, drawers, several cabinets.

Some of the many features include:

- Port and starboard cabinets in direct line with hanging lockers
- Two wide drawers below forward berth
- Two fans located at aft end of berth and located on hanging locker bulkheads
- Fans located under cabinets at aft end (just forward of hanging lockers)
- A/C Vent to blow away from bed
- Mirror mounted on inside of passageway door to forward cabin
- Mattress upholstered in Microfiber
- Flat screen TV on inside of starboard closet door
- Spectra Newport 400 Watermaker under forward berth
- AMES Electronic digital security safe
- Stereo with pair of speakers

FORWARD GUEST HEAD

- Quiet Flush electric freshwater heads
- Counters Corian "Sahara"
- Head soles in white with teak grate in shower sump
- Soap dispenser next to sink
- GFI 110AC Outlet in both forward head areas as standard
- Low profile fiddles in Corian

PORTSIDE GUEST STATEROOM

This port cabin is designed as seating area with direct access to both passageway and forward cabin. It includes a folding upper/lower settee.

- Two wide drawers to be located under settee/lower berth
- Locker inboard along bulkhead forward and in line with mast
- Hanging Locker outboard around chainplate, door on inboard side
- Flat screen TV
- Pair of speakers in portside cabin

PORTSIDE GUEST HEAD

- Quiet Flush electric freshwater heads

- Counters Corian "Sahara"
- Head soles in white teak grate in shower sump
- Teak trim on head mirrors
- Soap dispenser next to sink
- GFI 110AC Outlet in both forward head areas
- Low profile fiddles in Corian

Main Salon

The main salon is quite large being on the full beam of the boat, 18' beam, has portside custom folding table and straight seating outboard as well as straight starboard settee and narrow custom folding table. Both tables with burled tops. It offers a large settee, and the burled tables can expand as needed to accommodate six comfortably and can be lowered to a coffee table position.

- Both tables have Besenzoni pedestals gas-operated 435-700 mm with stainless hardware to secure them
- Custom fiddle design 1.5" in height and 3/4" in width with squared
- Three bench seats for a dinette table
- All cabinets with European style cabinetry with no louvers (cabinets are continuous behind both port dinette and starboard settee)
- Low cabinet, 24" wide at the inboard side at forward end of dinette seating with wine rack
- European headliner design with NO battens and flush velcro mounted headliner with recessed edges around salon
- Cameo white headliner
- Stainless handrails alongside companionway ladder
- Forward bulkhead in teak with large teak trim
- TV mounted on forward bulkhead
- Burled top to wine cabinet
- Additional cabinets port and starboard side in salon
- Light, ventilation and visibility are provided by two large deck hatches and teak-trimmed tinted deck house windows along the front and sides

Helm

- Nav station with outboard design with forward desk area
- Swing out chair
- High-Lite TWE/0125 wine cooler with custom cabinet
- Two drawers and file cabinet at aft end of Nav station
- Instrument panel hinged along the bottom
- Electrical panel located at aft end of Nav area

- All switches are black and backlighted
- Bi-fold table for Nav desk outboard
- Custom storage for computer and a printer

Galley

Further aft and to port is a long galley that is fully equipped for comfortable living at sea or on anchor. There are several well-thought-out storage lockers for glass, dinnerware, and appliances. Some of the many features include:

- Corian countertops
- (4) Vitrefrigo refrigerator drawers
- (4) Vitrefrigo freezer drawers with built-in icemaker
- A La Mer to ship sink plumbing fixtures for galley sink
- A La Mer to ship soap dispenser for galley sink
- Custom OFFSS-UD101L galley sinks
- Force 10 #65335 electric stove/oven
- Microwave GE SCA1001SS
- GE Advantium convection oven
- Venting unit for Advantium oven
- Broan 1052 stainless trash compactor
- Fisher Paykel S603FC stainless steel dishwasher with teak face
- Seagull RS-6SG multiple In line water filtration system including installation
- Corian Backsplash, 3" high behind galley counter areas

Crew Quarters/Guest Cabin

A passageway leads aft along the starboard side to the owner's cabin with a roomy fourth cabin outboard – quite suitable for crew or guests -- with over/under berths, plus a private head with shower. Some of the many features include:

- Upper and lower berths
- Hanging locker moved aft allowing full standard depth with Nav electrical panel forward
- Hanging locker extended up to meet headliner
- Crews quarters head with direct access and separate shower stall
- Outboard bulkheads finished in teak
- VacuFlush head
- Counters Corian "Sahara"
- Head soles in white with teak grate in shower sump

- Soap dispenser
- GFI 110AC outlet in both forward head
- Low profile fiddles in Corian
- A La Mer to ship shower plumbing fixtures for head
- A La Mer to ship sink plumbing fixtures for head
- A La Mer to ship soap dispenser for head
- TV and stereo with a pair of speakers

Hull and Deck

HULL

- American Bureau of Shipping (ABS) standards for hull and deck design
- Royale Blue gel coat
- Boot Stripe & Cove Stripe in Royale Blue Awlgrip
- Twaron hull, a carbon aramid fiber, with hand-laid FRP glass using vinylester resins and isophthalic gel coat
- Hull and deck were vacuum laid with vacuum Infusion
- Deck 3/4" Baltek Cored in Non-Skid Areas
- Watertight collision bulkhead forward with independent overboard drainage
- Watertight stern bulkhead across aft lazarettes
- Divided anchor locker with aft storage for fenders and dock lines
- Sail locker forward with step down feature
- Large aft stem lazarettes, port and starboard with dual Bailey latches for watertight seal
- Stern garage with ample storage with four tank Scuba rack
- 60% Skeg rudder (60% skegged rudder for optimal performance, strength, and protection)
- Rudder bottom plane is above the keel plane for grounding safety
- Solid GAP fiberglass located where deck fittings and stress area are located
- The molded non-skid deck on whisper gray
- Stainless double bow chock with storage for two 90 lb anchors
- Solid stainless striker plate for bow protection
- Saltwater wash down pump for anchor washdown
- Two pairs of stainless steel 12" bow cleats, a pair of 12" midship cleats and a pair of 12" stern cleats
- 32" high 316 stanchions, 1-1/4" in diameter with double lifelines
- Side boarding ladder with port and starboard side mounting brackets
- Main ship 316 low profile hatches and ports for excellent ventilation
- Hydraulic winches for primary, secondary, cockpit and mainsheet
- Teak Rubrail with Solid Stainless Striker Plate

WINCHES

- Primary Winches Antal CHST 77's Hydraulic 24V
- Secondary Winches Antal CHST 66's Mechanical 24V
- Mainsheet Winch Antal CHST 60's Hydraulic 24V
- Cockpit Winch Antal CHST 66's Hydraulic 24V

DECK

- Stainless Radar Pole mounted starboard side. Pole has two antenna arms and outboard lifting arm
- Varnished teak fold up cockpit table with top access storage accommodating 10 guests, seated
- (2) Stainless cowl vents
- Stainless protective plate on hull's stern
- Freshwater hot/cold shower on stern platform
- Fold down stainless stern swim ladder
- Transom steps, raised for Scuba compressor and tanks
- Standard Window Design for Main Saloon Ports
- Varnished Caprail, Rounded with custom casted chocks (additional two open chock designs)
- Teak rubrail with solid stainless striker plate
- Lewmar 250TT bow thruster as standard
- Lewmar V4 hydraulic windlass
- Additional 24" x 24" overhead hatch added in forward stateroom
- Primary anchor and secondary anchors
- Extended stern push pits to midship gates
- Two Glendenning Cablemaster cable retrieval systems with 50A cords for both primary and secondary shore power connections
- Four folding pad-eyes in cockpit, one pair at forward end of cockpit and additional pair one each at base of each helm seat
- Opening ports around both helm seats
- Stainless handrails for deck
- Bonding strap for SSB ground plane
- Stern garage enlarged
- Outboard bracket in starboard lazarette
- Cockpit clutch upgraded to 4 Line V Grip high load clutch
- Stainless Stern seats
- Stainless Stern center seat
- Cushions for three stern seats
- Upgrade 40" Destroyer wheels with twin spoke mini maxi wheels with hide covers
- Freshwater washdown pump in anchor locker for anchors
- Chart light switch for the Nav station to cockpit panel to activate light below from the cockpit

- Cockpit table to have insulation as standard
- Locker in table to have access from aft end with single removable shelf
- 220V watertight outlet in garage, additional 110AC outlet in watertight outlet
- Centerline stern cleat
- Teak life raft storage cradle in port lazarette
- Stainless cleats above deck handrails to secure flag halyards
- Life raft model 812SLOP valise packed stowed in aft lazarette on port side (lazarette has partition to protect and separate the raft from other items)
- 30" Max prop 3 blade VP
- Palm Beach control port and starboard 370-CHKCB1900S
- Pair of cockpit opening ports
- Sail locker modified for wider opening FRP flush deck design
- Custom pedestal switch designs
- Nonskid pattern on cockpit
- Second Lewmar thruster control added to second pedestal
- Stainless two stern gates
- Cockpit table to have fiberglass/gelcoat base
- Separate red and green LED Lopo lights at the bow
- LED Lopo light for the stern running light
- Hella 96251 LED lights along stern steps
- Cockpit shower in aft starboard
- Stainless mounting plate forward end of bow pulpit for mounting bow camera/searchlight
- Switches added to cockpit for aft radar pole and mast headlights
- Additional pair of cockpit speakers
- Stainless fiddle around cockpit table
- Stainless protective guards for thruster controls both port and starboard
- Two stainless hooks in anchor locker

GROUND TACKLE

- Lewmar V Four electric windlass
- Windlass Foot Pedals at Bow
- Windlass Up/Down Controller at Stbd Pedestal Switch Panel
- Stainless steel plate between the bow chock and the windlass for deck protection
- Windlass Up/Down Controller at Port Pedestal Switch Panel
- Solid Stainless-Steel Stem Head Fitting with Extended Split Bow Roller provides Storage for 2 Anchors
- Divided Anchor Locker Drains directly overboard
- Primary Anchor – Rocna 40 with 300' Triple B 1/2" Galvanized Chain
- Secondary Anchor – Bruce with 100' System 40 Triple B 1/2" Chain and 300' of 3/4" Anchor Rode
- Salt & Fresh Water Wash Down for Anchor and Rode Cleaning with Single Quick Disconnect

- 12" Stainless-Steel Deck Cleats (12)
- Dock Lines
- Fenders

Rig and Rigging

- GMT COMPOSITES Triple Spreader Carbon mast with carbon spreaders including exit slots, sheaves and clutches
- Mast wiring wired to junction box at the base of the mast to allow for easy disconnect of all masthead units
- GMT COMPOSITES Hydraulic in-boom mainsail furling system
- GMT COMPOSITES spinnaker pole
- HARKEN Hydraulic genoa and staysail furlers
- HARKEN HYDRA (2) Hydraulic system to power furlers and winches
- PBO Rigging and fittings
- UK & Doyle sails, includes mainsail and 135% genoa with Sunbrella cover providing a total sail area is 2,419 ft.²:
- UK full battened in-boom furling mainsail
- UK 135% furling genoa
- Doyle furling staysail
- Doyle asymmetrical spinnaker with sock
- Primary and secondary main Spectra Halyard
- Primary and secondary genoa Spectra Halyard
- Navtec Hydraulic Backstays
- Navtec Hydraulic Boom Vang
- Navtec Hydraulic Control Panel
- PBO Running Backstay System
- Internal Boom Preventer
- All sheets to the aft cockpit will not interfere with the seating area of the cockpit
- Lopolight LED navigation lighting for mast, includes anchor/strobe masthead (2 x 180 reds, 2 x 180 greens, masthead steaming)
- Lopolight LED spreader lighting for mast (up and down)

Canvas

- Dodger with 1.25" Stainless Steel Frame in Beige Sunbrella
- Bimini with 1.25" Stainless Steel Frame in Beige Sunbrella
- The connector between Dodger & Bimini Top
- Full Isinglass Cockpit Enclosure
- Cockpit Cushions with Backrest
- Cockpit Table Cover

Cockpit

- Dual Steering Stations with Lewmar Mamba Linear Drive
- Cockpit Table in Solid Teak finished in High Gloss Varnish
- Electronic Engine Control on both Pedestals (2)
- Bow Thruster Controls on both Pedestals (2)
- Raymarine E120W 12.1" Hybrid-Touch Color Displays at both Pedestals (2)
- Raymarine ST6000 Autopilot Control Heads at both Pedestals (2)
- ICOM VHF Radio Command Mic at both Pedestals (2)
- Raymarine ST60 Multi-Display at both Pedestals (2)
- Raymarine E120W 12.1" Hybrid-Touch Color Display at Companionway
- Raymarine ST60 Speed, Depth & Wind Displays at Companionway
- Hydraulic Panel
- Main Sail, Genoa & Staysail Furling Controls at Helm
- Additional Main Sail Furling Control at Cockpit Winch
- Windlass up/down Controller at Cockpit Switch Panel
- Two Folding Pad Eyes in Cockpit
- Folding Pad Eyes at each Helms Seat
- Emergency steering with rudder post squared off for emergency tiller

Mechanical Equipment

- Single Yanmar BY 260HP turbo diesel engine with 1560h (June 2021)
- Cockpit controls and complete alarm system (upgrade from standard LH series 240HP Yanmar)
- Aqualoy 22 Propeller Shaft 2"
- Max-Prop Propeller
- PSS Shaft Seal
- Lewmar Mamba Rack/Pinion Steering System with 1/2 HP, 24 Volt Autopilot Drive Unit
- MOD III Shaft Break
- Dual Racor Fuel Filters
- Teleflex Electronic Engine Control on both Pedestals
- Spectra Newport 400 watermaker 17 gal/h
- Lewmar 250kgf electric bow thruster
- Built-in oil change pump plumbed to engine, Genset and transmission
- Cruise Air Reverse Cycle AC with four compressor units (7000, 12,000, 16,000, 30,000) and digital controls
- Bilge pumps -2 16A Rule Bilge pumps 24V/3700 GPH
- Balmar alternator 9824-220 BL24V, 220-amp w/MC624H 24V, regulator with harness
- Separate Washer & Dryer
- Seagull Water Purifier System plumbed to Faucets in each Head & Galley
- 18 Gallon Hot Water Heater

Engine Room

- (2) Engine room lights, switches located outside engine room door, starboard side
- Additional shelves in engine room
- Sensotex gauges for fuel and water
- Mechanical sink drain pump
- MOD III shaft brake
- Fireboy MA2-450 fire extinguisher
- Floscan 6520 BOS 2K fuel flow monitor system
- Additional Lewmar chain counter for second pedestal
- Engine room Sundown insulation, IVF1020MBSFT 2" vinyl/foam composite
- One (1) Jabsco Par-Max 4, 24V for stem lazarette
- Engine room blower: 35400-0000 Jabsco bilge blower 4" 12V X 2 each
- Morse single lever control system to protect against high RPM gear shifting
- Shaft size: Aqualoy 22, 2" shaft diameter
- Raw water strainer to engine: ARG-1250 Gr0co water strainer 1-1/4"
- Tin wiring crimp connectors
- Dual Racor fuel filtration system allowing independent filter and bypass
- Walborough in-line fuel pump with engine bypass for filtration that eliminates engine bleeding in case of a dry fuel tank

Electrical Equipment

- 12 Volt & 24 Volt DC and 110 Volt & 220 AC System with Breaker Panels with Monitor Gauges and Master Switch Panels
- Mastervolt Low RPM 15KW genset with 1810h (June 2021)
- Mastervolt Inverter/Charger Mass Combi 24/4000/100
- Remote Mastervolt Inverter/Charger Control Panel
- Remote Mastervolt AC Power Control Panel
- Mastervolt 24 Volt, 100 AMP Charger, Forward
- Mastervolt 24 Volt, 100 AMP Charger, Aft
- Remote Mastervolt 24 Volt Charger Control Panels (2)
- Mastervolt 12 Volt, 50 AMP Charger for House & Engine Start Batteries
- Mastervolt 12 Volt, 25 AMP Charger for Generator Start Battery
- Xantrex Battery Monitor
- Mastervolt AGM, 24V House Battery Bank (10) 24V 11 00AH AGM
- Mastervolt AGM 4D AGM Battery for Engine Start, 12V 120AH AGM
- Mastervolt AGM Group 31 Battery for Generator Start, 12V 40AH AGM
- All Batteries Isolated via Built-In Reverse-Isolation Switch
- Two 50A 220V Shore Connections
- Two Glendenning Cable Masters for 50A 75' Cords
- All Wire Tinned
- (2) 3" Copper strips bow to stern, port and starboard for grounding

- Lewmar Mamba Rack/Pinion steering system and 1/2 HP, 24V, Autopilot drive unit

Communication and Navigation Equipment

NAVIGATION - COCKPIT

- Raymarine E120W 12.1" Hybrid-Touch Color Displays at both Pedestals (2)
- Raymarine ST6000 Autopilot Control Heads at both Pedestals (2)
- ICOM VHF Radio Command Mic at both Pedestals (2)
- Raymarine ST60 Multi-Display at both Pedestals (2)
- Raymarine E120W 12.1" Hybrid-Touch Color Display at Companionway
- Raymarine ST60 Speed, Depth & Wind Displays at Companionway

NAVIGATION - NAV STATION

- Raymarine E120W 12.1" Hybrid-Touch Color Display (1+1 spare)
- Raymarine Electronic Charting System (from Canadian border to Mexican border)
- Raymarine Wireless Autopilot Smart Controller
- ICOM M604A VHF Radio
- ICOM 504 VHF Radio
- ICOM 802 SSB with Remote SP-24 Speaker with an insulated backstay antenna
- Pactor Modem PTC-II USB
- KVH Trac Sat Phone
- (2) Raystar 125 WAAS GPS sensors
- Raymarine AIS 650 transmitter/receiver
- Raymarine ST60 graphic display in port fwd cabin
- Cell phone mast head antenna, amplifier, and wireless repeater
- Whitlock 1/2 HP DU autopilot system installed for Mamba steering
- Twin Whitlock pedestal/wheel, size 40" and S/S compass with 5" binnacle, solid teak

Entertainment Equipment

GENERAL

- KVH HD7 Satellite System with Tri Americans LNB
- Sat TV Receivers
- Digital TV Antenna

SALON

- Bose Home Entertainment System
- Bose Speakers
- 40" SAMSUNG TV on Bulkhead
- DirecTV Sat Receiver

FORWARD CABIN

- Samsung 22' SAMSUNG TV on Bulkhead
- DirecTV Sat Receiver
- Clarion Stereo with CD/DVD Player and Speakers

PORT FORWARD CABIN

- Samsung 22' SAMSUNG TV on Bulkhead
- Clarion Stereo with CD/DVD Player and Speakers

STARBOARD MID CABIN

- Samsung 19' SAMSUNG TV on Bulkhead
- Clarion Stereo with CD/DVD Player and Speakers

AFT CABIN

- Samsung 27" SAMSUNG TV on Bulkhead
- DirecTV Sat Receiver
- Clarion Stereo with CD/DVD Player and Speakers

Plumbing and Tankage

- Water capacity: 360 gallons, (4) tanks (63, 42, 123, 132) in vented stainless-steel tanks
- Fuel capacity: 710 gallons, (4) tanks (186, 186, 178, 160) in vented stainless-steel tanks
- All tanks baffled
- All tanks have easy access for inspection and cleaning
- Independent 45-gallon holding tanks, one dedicated to each head
- (2) Fresh water pumps: 5901-1201, Surflo Extreme pump 5.7 GPM, 24V
- Freshwater deck washdown pump: R4525-7 43 Flo jet MPV12-12V, S/E
- Beckson CV1-1/2 check valve for all sinks

Interior

- Teak sole only, no holly in between
- Teak laid down as 2" strips with high gloss finish, "European" cabinetry style
- Continuous handrail both port and starboard for main saloon to galley and Nav station
- All Hanging lockers in forward, port and aft cabin to be cedarlined
- All hanging lockers have automatic lights when opened
- LED Hanging locker lighting by Imtra
- Solid teak doors and trim
- Teak handrails throughout the interior for safety movement offshore
- Epoxy seal engrains and sub-flooring
- All cabin sole uplifts are positive locking for offshore passage making
- All cabinets and lockers are finished in teak
- (71) Hatteras "Warm" LED overhead lights S/N finish
- (13) Sydney "Warm" LED reading lights S/N finish
- (4) Three-Stage Dimmers
- Touch LED S/N Nav light
- Corian "Sahara" for four heads
- Corian fiddles and Corian sinks
- Corian countertop color "Granola" in galley
- OceanAir hatch screens:
- Forward Cabin 24" X 24" concealed type (2ea)
- Third portside cabin 19-1/2" X 19-1/2" concealed type
- Aft cabin 19-1/2" X 19-1/2" (1ea) surface type
- Main Saloon 24" X 24" (2ea) concealed type
- Ultraleather panels with foam backing in forward and aft staterooms
- European style for headliner with velcro backing and recessed edges with no teak strakes
- Central vacuum system including all piping and outlets
- LED Warm white rope lighting installed in saloon, owners, forward and port cabin

Safety Equipment

- Winslow 8-man life raft (new 2/2018) in valise stored in aft deck locker in custom box in starboard lazarette
- EPIRB (valid up to 07/04/2022)
- MOM module
- Throw ring
- Jack lines
- Everything for sailing offshore including USCG required equipment

Исключения

При продаже яхты исключаются личные вещи владельца.

Отказ от ответственности

Компания предоставляет описание судна или яхты добросовестно, но не может гарантировать точность этой информации, а также не ручается за техническое состояние. Покупатель должен проинструктировать своих агентов или оценщиков исследовать представленную информацию более подробно, по собственному желанию. Продажа судна или яхты, изменение цены или снятие с продажи будет происходить без предварительного уведомления.

ФОТОГРАФИИ

Salon



Salon




Salon



Salon



Salon



Salon



Galley



Galley



Galley



Master Stateroom



Master Stateroom



Master Stateroom



Master Stateroom



Master Head



Master Head




Forward Stateroom




Forward Stateroom



Forward Stateroom



Forward Stateroom



Forward Guest Head



Forward Guest Head



Forward Guest Head



Starboard Guest Stateroom



Starboard Guest Head



Forward Port Stateroom



Forward Port Stateroom w/ Pullman



Forward Port Head



Navigation Station



Engine Room



Engine Room



Engine Room



Cockpit



Helm



Cockpit




Cockpit



Cockpit



Cockpit Seating



Cockpit/Salon Entrance



Foredeck

Foredeck



Foredeck



Foredeck



Foredeck



Mast



Port Passageway



Aft Deck



Stern



Aft Deck



Stern



Layout



КОНТАКТЫ

Андрей Шестаков (Andrey Shestakov) – ведущий яхтенный брокер отдела продаж яхт и судов компании Shestakov Yacht Sales Inc. Официальный представитель Shestakov Yacht Sales Inc. для русскоговорящих клиентов в центральном офисе компании в Майами/Форт Лодердейл/Флорида/США.

Контактная информация

Email: andrey@shestakovyachtsales.com

Web: shestakovyachtsales.com

Телефоны

Краснодарский край: **+7(918)465-66-44**

США, Майами, Флорида: **+1(954)274-4435**

Время работы

Понедельник – Суббота: **9:00 - 21:00**
EDT

Воскресенье: **Закрето**

Адрес



Harbour Towne Marina, 850 NE 3rd St,
STE 213, Dania, FL 33004