

## DOÑA MIMI — MARLOW



**Builder:** MARLOW

**Year Built:** 2015

**Model:** Motor Yacht

**Price:** PRICE ON APPLICATION

**Location:** United States

**LOA:** 69' 2" (21.08m)

**Beam:** 18' 2" (5.54m)

**Min Draft:** 4' 11" (1.50m)

**Cruise Speed:** 18 Kts. (21 MPH)

**Max Speed:** 23 Kts. (26 MPH)

Our experienced yacht broker, Andrey Shestakov, will help you choose and buy a yacht that best suits your needs **Doña Mimi — MARLOW** from **our catalogue**. Presently, at **Shestakov Yacht Sales Inc.**, we have a wide variety of yachts available on **our sale's list**. We also work in close contact with all the big **yacht manufacturers** from all over the world.

If you would like to buy a yacht **Doña Mimi — MARLOW** or would like help answering any questions concerning purchasing, selling or chartering a yacht, please call **+1(954)274-4435**

---

# TABLE OF CONTENTS

---

TABLE OF CONTENTS	2
SPECIFICATIONS	5
Overview	5
Basic Information	5
Dimensions	5
Speed, Capacities and Weight	6
Accommodations	6
Hull and Deck Information	6
Engine Information	6
DETAILED INFORMATION	7
Notable Upgrades and Rcenet Services	7
Main Salon	8
Pilothouse/Galley	8
Master Stateroom	9
VIP	10
Starboard Guest Room	10
Semi-Enclosed Flybridge	11
Deck	11
Electronics	12
Engine/Mechanical	12
Exclusions	13
Disclaimer	14
Exclusions	14
Disclaimer	14
PHOTOS	15
1.5 Master stateroom	15
1.7 Pilothouse-Galley	15
1.8 Flybridge helm	15

---

2. Salon looking forward	15
3. Salon looking to port	15
4. Salon refrigerator with icemaker	15
5. Salon storage (port forward)	15
7. Pilothouse	15
8. Pilothouse helm	16
9. Pilothouse helm electronics	16
10. Pilothouse helm chair	16
11. Pilothouse doors	16
12. Dining area	16
13. Galley looking to starboard	16
13.5 Cooktop	16
14. Galley looking aft	16
15. Steps to lower cabin	17
17. Master looking to port	17
18. Master looking to starboard	17
19. Master head (port)	17
20. Master head (starboard)	17
21. Master shower	17
22. Master shower	17
23. VIP	17
24. VIP berth	18
25. Guest stateroom (starboard)	18
26. Guest head	18
27. Guest shower	18
29. Upper aft deck-Tender	18
30. Cockpit docking station	18
31. Starboard side covered walkway	18
32. Port side covered walkway	18

---

---

34. Crew quarters storage room (starboard)	19
33. Crew quarters berth (port)	19
35. Sea Recovery Watermaker	19
36. 17kW Onan Generator	19
37. Engine room	19
38. Starboard engine	19
39. Port engine	19
40. Seatorque shaft system	19
41. Doña Mimi transome	20
CONTACTS	21
Contact details	21
Telephones	21
Office hours	21
Address	21

---

# SPECIFICATIONS

---

## Overview

---

"Doña Mimi" is a wonderful opportunity to own a well-maintained Marlow Explorer that shows like a much newer yacht as her owners have spared no expense maintaining her from bow to stern. She is the ultimate example of a "turnkey" yacht that is ready to go on her next adventure. "Doña Mimi" was built with a unique air-conditioned semi-enclosed flybridge that has a hard enclosure on the front and sides, leaving the aft completely open. This provides a level of cruising comfort unlike any other. She can be cruised at an efficient 8 knots using a mere 4GPH per engine or fast cruise at 18 knots with a top speed of 23 knots. The 18' 2" beam makes her 61 feet feel more like a vessel in the 70+ foot range. The full beam master stateroom is amidship with a private his/hers en-suite head. Two additional staterooms forward, guest head, plus crew quarters with head aft allow for many family and friends to join the cruising adventures! The Portuguese bridge, covered side decks, and Marlow's proprietary Velocijet Strut Keels are just a few of the features that make handling the boat very safe and easy for a cruising couple. There is a docking station in the cockpit to make docking a breeze. The full standup engine room makes maintenance work much more pleasurable. This is a great opportunity to own the only 61E Marlow Explorer semi-enclosed bridge currently on the market.

## Basic Information

---

**Category:** Motor Yacht

**Model Year:** 2015

**Year Built:** 2015

**Country:** United States

## Dimensions

---

**LOA:** 69' 2" (21.08m)

**Beam:** 18' 2" (5.54m)

**Min Draft:** 4' 11" (1.50m)

---

## Speed, Capacities and Weight

---

**Cruise Speed:** 18 Kts. (21 MPH)

**Max Speed:** 23 Kts. (26 MPH)

**Displacement:** 73000 Pounds

**Water Capacity:** 310 Gallons

**Holding Tank:** 240 Gallons

**Fuel Capacity:** 1500 Gallons

---

## Accommodations

---

**Total Cabins:** 3

---

## Hull and Deck Information

---

**Hull Material:** Advanced Composites

---

## Engine Information

---

**Engines:** 2

**Manufacturer:** Caterpillar

**Model:** C12

**Engine Type:** Inboard

**Fuel Type:** Diesel

---

# DETAILED INFORMATION

---

---

## Notable Upgrades and Rcenet Services

---

- Twin CAT C12 705HP engines (1175 hours)
- Caterpillar 1000 hour service completed
- 17kW Onan Generator (1370 hours)
- Bow Thruster
- Stern Thruster
- Morse Electronic Controls
- 1000 lbs. Aritex Davit (Full hydraulic positioning and rotation- telescoping)
- Hydraulic Swim Platform
- Custom 3 stateroom layout
- AwlGrip painted Flag Blue hull
- Birdseye Maple finish in lower deck
- Upgraded appliances
- Custom Semi-Enclosed Flybridge
- Release Marine's Rocket launcher with (8) rod holders
- Receptacles for electric rods
- Custom Garmin Navigation Package
- LeBroc Helm chairs
- Sea torque shaft system (serviced 2020)
- 900GPD Sea Recovery Water maker
- Wolf BBQ grill
- Shoji Screens
- Tender: Zodiac Yacht line 420 DL with 50HP Yamaha
- New Garmin GMR 1226 xhd2

- New KVH HD7
- Bottom painted December 2020

---

## Main Salon

---

When you enter the salon from the aft deck you feel the spaciousness of the vessel's 18'2" beam with the salon and galley to the forward windows. The tinted windows and wooden blinds allow for just the right amount of light to enter the room. The aft salon entrance is through a pair of large doors that can open fully to connect the aft deck space with the salon. Perfect for entertaining large groups. The large settee to starboard is upholstered in Ultraleather with two comfortable loose chairs to port. On the starboard side, forward of the settee, you will find a desk equipped with ample storage. The overhead teak valance on the starboard side has slots that diffuse the air-conditioning through the room.

- Teak and holly floors
- 40" Samsung TV (forward wall)
- Samsung Blue ray player
- Uline Wine Cooler (port aft)
- Subzero refrigerator with ice maker (port forward)
- Settee to starboard (storage underneath)
- 2 loose seats to port
- End table between chairs on port side
- Desk on starboard forward corner
- Custom Marlow build coffee table

---

## Pilothouse/Galley

---

The pilothouse is up three steps from the salon and includes the lower helm station, dinette and galley. There are port and starboard exterior doors, a staircase forward that descends to the staterooms and a staircase on the port side aft ascends to the flybridge. The galley is very well equipped with top-of-the-line appliances and plenty of storage for provisions and housewares. The galley is U-shaped with beautiful Creamy Marfil countertops. The lower helm is a comfortable area, complete with helm chair for the captain. Next to a gorgeous teak dinette with Ultraleather seating for guests to



port.

- Teak and Holly floors
- Two Sub Zero refrigerator/freezer units (4 drawers)
- Kenyon cooktop
- Sharp Microwave
- Grohe faucet
- Franke stainless steel sink with decorative cutting board cover
- Fisher Paykel dishwasher
- Liebroc helm chair
- Dining area to port
- Helm Station with full Garmin Navigation package

---

## Master Stateroom

---

The master stateroom is amidship and full beam, making it very light and roomy with teak and holly sole throughout. "Doña Mimi" has a centerline berth with large drawer's underneath. The walls and cabinetry are all satin finished birds eye maple with teak trim. The en-suite his/her head is very spacious with a connecting shower in the middle, Black Galaxy counters, Grohe faucet, several drawers, and cabinets with shelves for additional storage.

- Teak and holly floors
- Birdseye Maple walls with teak trim
- Centerline berth with his/hers ensuite head
- Ample storage throughout
- Settee to port
- Black Galaxy head countertops
- Grohe faucets
- 29" Samsung TV

- Shoji screens

---

## VIP

---

The VIP stateroom forward has a centerline berth with large drawers under the berth. All the cabinetry is satin finished bird's eye maple with teak trim. Each hull side is finished with overhead lockers with louvered teak trim. There is a 22" flat screen TV that is mounted in a custom teak frame.

There is a full head with separate stall shower accessible from the VIP stateroom or the companionway to allow use of a day head or for guests in the starboard guest stateroom.

- Teak and Holly floors
- 22" Samsung TV
- Birdseye Maple walls with teak trim
- Lockers to port and starboard of centerline berth
- Ample storage throughout
- Private entrance to guest head
- Black galaxy countertops in guest head
- Large shower in guest head

---

## Starboard Guest Room

---

The guest stateroom is on the starboard side of the vessel at the base of the stairs from the pilothouse. This stateroom provides two comfortable bunks and a cedar-line hanging locker.

- Teak and Holly floors
- Birdseye maple walls with teak trim
- Twin stacked bunks
- Ample storage

---

## Semi-Enclosed Flybridge

---

The flybridge is an excellent place for fair weather cruising and entertaining guests with two helm chairs, one on centerline.

The air-conditioned semi-enclosed flybridge protects you from the elements as the semi enclosure runs along the front, port, and starboard. The bridge is accessible by stairs from inside the pilothouse and outside from the aft cockpit. There is comfortable seating for eight people, with a table.

- Wolf BBQ grill
- Subzero Refrigerator
- 1000 lbs. Aritex Davit (Full hydraulic positioning and rotation- telescoping)
- Hydraulic Swim Platform
- AwlGrip painted Flag Blue hull
- Cockpit shower
- Swim ladder
- Dual Stainless-Steel anchors
- Fresh water and raw water wash down system at bow and stern
- Dinghy chocks
- EPIRB
- Lewmar bow and stern thrusters
- Release Marine's rocket launcher on swim platform
- N-rails on Swim Platform
- Rod holders built in on lockpick aft cap rail
- Custom Bow seating

---

## Deck

---

The raised pilothouse, Portuguese bridge, wide side decks, combined with her state-of-the-art semi-displacement hull makes the Marlow Explorer one of the most comfortable, safest yachts in any sea condition. The hard chines coupled with the twin **Velocity**

**Strut Keels** provide a stable platform that keep the vessel from rolling around and assists in keeping it going straight, while protecting the running gear and enhancing performance. The side decks are fully protected by bulwarks topped with teak cap rails that are waist high aft and higher forward. The foredeck is accessed through the Portuguese bridge double doors. The twin stainless steel anchors are set up with all chain on the dual

The 1500 USG fuel tank can be filled from either side of the yacht. The teak decks offer the best surface under your feet whether wet or dry and add a classic touch to the yacht. They are epoxied in place without any screws so they will be easy to maintain for years to come. "Doña Mimi" is equipped with a docking control station in the cockpit which allows operation of the gears, throttles, and both bow and stern thrusters making docking easy.

---

## Electronics

---

- (4) Garmin 8215 Screens
- Garmin AIS-600
- (2) Garmin VHF
- Garmin Autopilot GHP-12
- Garmin Radar GMR606XHD 6kW 6' array
- Garmin Sounder GSD-24
- (4) Garmin instruments GMI 20
- Furuno B122 Smart Transducer
- (3) Garmin Cameras GC10
- Garmin Satellite Weather GXM51 XM Sat Antenna

---

## Engine/Mechanical

---

- Twin Caterpillar C12 705HP engines (1175 hrs.)
- 17kW Onan generator in custom sound shields (1370 hrs.)
- Water maker

- 
- Outback inverter and charger
  - Bow Thruster
  - Stern Thruster
  - Backlit electrical Panels
  - Carbon Monoxide detectors in all berthing spaces
  - Soft Motor Mounts
  - Two Cross-Connected Sea Chest Sea Water Intakes with cleanouts
  - FRP Fuel Tank (1500 gallons) with sump and cleanout
  - Fuel Manifold and proprietary Sight Gauge
  - Dual Racer fuel filters with pressure gages for each engine and generator
  - Fire Suppressant System
  - Engine Room Lead/Foam Sound and Heat Insulation System
  - High Volume Engine Room Blowers
  - Polished Stainless-Steel Engine beds
  - Painted bilges
  - Oil change system
  - Common Drainage System from Bow to Stern collects deck drain, scupper, and sump discharges.
  - Underwater Exhaust
  - AGM Batteries
  - ESI Fuel Polishing System
  - Dometic chilled water system with 2 chillers
  - Trim tabs

## **Exclusions**

---

### **Owner's Personal Belongings.**

## Disclaimer

---

The Company offers the details of this vessel in good faith but cannot guarantee or warrant the accuracy of this information nor warrant the condition of the vessel. A buyer should instruct his agents, or his surveyors, to investigate such details as the buyer desires validated. This vessel is offered subject to prior sale, price change, or withdrawal without notice.

## Exclusions

---

Owner's personal belongings.

## Disclaimer

---

The Company offers the details of this vessel or yacht in good faith but cannot guarantee or warrant the accuracy of this information nor warrant the condition of the vessel. A buyer should instruct his representatives, agents, or his surveyors, to investigate such details as the buyer desires validated. This vessel or yacht is offered subject to prior sale, price change, or withdrawal without notice.

---

# PHOTOS

---


**1.5 Master stateroom**



**1.7 Pilothouse-Galley**




**1.8 Flybridge helm**



**2. Salon looking forward**




**3. Salon looking to port**



**4. Salon refrigerator with icemaker**



**5. Salon storage (port forward)**



**7. Pilothouse**



**8. Pilothouse helm**



**9. Pilothouse helm electronics**



**10. Pilothouse helm chair**



**11. Pilothouse doors**



**12. Dining area**



**13. Galley looking to starboard**



**13.5 Cooktop**



**14. Galley looking aft**





**15. Steps to lower cabin**



**17. Master looking to port**



**18. Master looking to starboard**



**19. Master head (port)**



**20. Master head (starboard)**



**21. Master shower**



**22. Master shower**



**23. VIP**



**24. VIP berth**



**25. Guest stateroom (starboard)**



**26. Guest head**



**27. Guest shower**



**29. Upper aft deck-Tender**



**30. Cockpit docking station**




**31. Starboard side covered walkway**



**32. Port side covered walkway**




**33. Crew quarters berth (port)**




**34. Crew quarters storage room (starboard)**




**35. Sea Recovery Watermaker**




**36. 17kW Onan Generator**




**37. Engine room**



**38. Starboard engine**




**39. Port engine**



**40. Seatorque shaft system**



## 41. Doña Mimi transome



# CONTACTS

---

Andrey Shestakov, leading yacht broker of the sales department of Shestakov Yacht Sales Inc. Shestakov Yacht Sales Inc., the official representative of the Miami/Fort Lauderdale FL headquarters.

## Contact details

---

Email: **andrey@shestakovyachtsales.com**

Web: [shestakovyachtsales.com/en/](https://shestakovyachtsales.com/en/)

## Telephones

---

USA: **+1(954)274-4435**

## Office hours

---

Monday – Saturday: **9:00 - 21:00** EDT

Sunday: **closed**

## Address

---



Harbour Towne Marina, 850 NE 3rd St, STE 213, Dania, FL 33004