

BLU FIN — MAINSHIP



Builder: MAINSHIP

Year Built: 2006

Model: Trawler Yacht

Price: PRICE ON APPLICATION

Location: United States

LOA: 40' 0" (12.19m)

Beam: 14' 2" (4.32m)

Max Draft: 3' 8" (1.12m)

Cruise Speed: 9 Kts. (10 MPH)

Max Speed: 18 Kts. (21 MPH)

Our experienced yacht broker, Andrey Shestakov, will help you choose and buy a yacht that best suits your needs **Blu Fin — MAINSHIP** from **our catalogue**. Presently, at **Shestakov Yacht Sales Inc.**, we have a wide variety of yachts available on **our sale's list**. We also work in close contact with all the big **yacht manufacturers** from all over the world.

If you would like to buy a yacht **Blu Fin — MAINSHIP** or would like help answering any questions concerning purchasing, selling or chartering a yacht, please call **+1(954)274-4435**

TABLE OF CONTENTS

TABLE OF CONTENTS	2
SPECIFICATIONS	5
Overview	5
Basic Information	5
Dimensions	5
Speed, Capacities and Weight	6
Accommodations	6
Hull and Deck Information	6
Engine Information	6
DETAILED INFORMATION	7
Accommodations	7
Engines and Mechanical	8
Electronics and Navigation	9
Manufacturer Provided Description	9
Decks and Exterior	10
Disclaimer	11
Exclusions	11
Disclaimer	11
PHOTOS	12
2	12
3	12
4	12
5	12
6	12
7	12
8	12
9	12
10	13

11	13
12	13
13	13
14	13
15	13
16	13
17	13
18	14
19	14
20	14
21	14
22	14
23	14
24	14
25	14
26	15
27	15
28	15
29	15
30	15
31	15
32	15
33	15
34	16
35	16
36	16
37	16
38	16
39	16

40	16
CONTACTS	17
Contact details	17
Telephones	17
Office hours	17
Address	17

SPECIFICATIONS

Overview

Exceptionally Clean and Well Maintained, Ready for Travel!!

The Mainship 400 Trawler is the updated version of the very popular 350/390 Trawler that we all know and love! Big, wide walkways, molded Bridge Steps, Large Windows, and No Teak!

Powered by a single Yanmar 6LYA diesel rated at 370 HP *Blu Fin* features a Bow and Stern Thruster, an Upper and Lower Helm and a list of additional features.

Fresh off the yard she has new bottom paint (July 2021) and is Super Clean!

Call today for more information!

Basic Information

Category: Trawler Yacht

Sub Category: Double Cabin

Model Year: 2006

Year Built: 2006

Country: United States

Fly Bridge: Yes

Cockpit: Yes

Dimensions

LOA: 40' 0" (12.19m)

Beam: 14' 2" (4.32m)

Max Draft: 3' 8" (1.12m)

Clearance: 19' 2" (5.84m)

Speed, Capacities and Weight

Cruise Speed: 9 Kts. (10 MPH)

Max Speed: 18 Kts. (21 MPH)

Displacement: 24000 Pounds

Water Capacity: 130 Gallons

Holding Tank: 47 Gallons

Fuel Capacity: 300 Gallons

Accommodations

Total Cabins: 2

Total Heads: 1

Hull and Deck Information

Hull Material: Fiberglass

Engine Information

Engines: 1

Manufacturer: Yanmar

Model: 6LYA-STP

Engine Type: Inboard

Fuel Type: Diesel

DETAILED INFORMATION

Accommodations

The Mainship 400Trawler is an updated version of the very popular Mainship 350/390 Trawler. The design is beautifully simple with ease of use clearly in mind.

Built on a semi-displacement hull with a full keel the single-engine version offers excellent propeller protection. She also offers trawler economy with the ability to make 16 knots plus when desired.

With wide sidewalks, molded bridge steps, a large aft cockpit covered by an equally large aft deck, upper and lower helm stations and no exterior teak the boat is a natural and easy traveler.

The layout is equally easy to use, the entry via the swim platform to the cockpit and into the Salon are all on a single level. There is a wide transom door and double-opening French style doors that open from the Cockpit to the Salon. The Salon features a double reclining settee to port with a booth dinette forward. The Galley is to starboard with the lower helm just ahead, the lower helm has a convenient access door to the starboard walkway.

The staterooms are forward and down three steps, the master located in the forward cabin features an Island berth with a privacy entrance to the head compartment. The guest stateroom is to port, opposite the head compartment. Here is a single berth and excellent storage. NOTE, the original design has two single berths in the guest stateroom, here one has been removed for additional storage.

The head compartment features a Vacu-Flush head, a large shower stall, a privacy entrance to the master and a day entrance from the hallway.

SALON

- Large Salon Windows All Around
- French-Style Double-Hinged Glass Doors from Cockpit
- Portside Settee with Incliners
- Forward Booth Dinette with Bench and Two Movable Stools
- Full Lower Helm Station with Complete Controls
- Lower Helm Side Access Door
- Teak and Holly Sole
- Dometic DTU16 Reverse Cycle Heat and AC with Digital Control - NEW 2017
- Galley Aft and to Starboard

GALLEY

- Nova Kool 6.8 cu.ft. Refrigerator-Freezer - NEW 2017
- Princess Three Burner Electric Stovetop with Oven - 120VAC
- GE Microwave Oven
- U-Line Icemaker - Bridge
- Solid Surface Countertops with Curbing
- Dual Basin Stainless Steel Sink
- Excellent Cabinetry

MASTER STATEROOM

- Centerline Island Berth
- Privacy Door
- Privacy Head Entrance
- Storage Lockers to Port and Starboard

GUEST STATEROOM

- Single Berth to Port
- Second Single Berth Removed
- Privacy Door
- Excellent Storage

HEAD

- Vacu-Flush Head System with Holding Tank and Macerator
- Stall Shower with Glass Door
- Privacy Entrance from Master
- Day Entrance from Hallway

Engines and Mechanical

- Single Yanmar 6LYA-STP Diesel -370 HP - 3000 Hours
- ZF Single-Lever Electronic Controls, Upper and Lower Helm
- ZF 80-1A Transmission
- Dripless Shaft Seal
- Sleipner Side-Power Bow and Stern Thrusters 12VDC with Upper and Lower Helm Controls
- Dual Racor Fuel-Water Separator on Main Engine
- Single Racor Fuel-Water Separator on Generator
- Kohler 8EOZD 8kW Generator with Sound Shield
- X-Change-R Oil Transfer System
- Three 8D-9 Main and Thruster Batteries with Rotary Switches
- One 24M Generator Battery with Rotary Switches
- Pro Mariner ProTech4 Battery Charger
- Single 50A 240VAC Shore Power Cord

- Bow and Stern Shore Power Connections
- Spare Propeller

Electronics and Navigation

UPPER HELM

- RayMarine C80 Plotter
- Garmin GPSMap 740 Plotter
- RayMarine ST8001 Smart Auto Pilot
- Uniden QT-205W Sounder
- Standard Horizon Matrix VHF Radio with AIS
- Danforth Compass
- Anchor Windlass Controls
- Bennett Trim Tab Controls
- Side-Power Thruster Controls

LOWER HELM

- Garmin GPSMap Plotter
- RayMarine ST60 Depth Sounder
- Uniden VHF Radio
- Danforth Compass
- Anchor Windlass Controls
- Bennett Trim Tab Controls
- Side-Power Thruster Controls

Manufacturer Provided Description

There is plenty of room for seating and relaxing on the bridge. There is even a Summer Kitchen option providing a grill, sink and icemaker aft of the centerline helm.

Wide molded steps offer safe and secure footing to the covered aft deck. Going forward, there are wide, lighted and recessed walkways with overhead protection leading to the foredeck. A stainless steel Sampson post and dual roller pulpit is perfect for setting the anchor and the optional windlass makes retrieval a snap. All rails, hatches and portlights are now fashioned from 316L stainless steel for easy maintenance and great looks.

Since 2003, all Mainships, including the new 400, are featuring beautiful cherry wood interiors. All cabinets, drawers and tables are solid cherry and the optional cherry and holly sole is very traditional as well as serviceable. The extended salon includes an Ultra leather(sofa, entertainment center with Bose(audio system, and Luce(flat screen TV.

A starboard side galley offers a full size, dual voltage refrigerator and freezer, microwave, 3-burner range and oven, and even a coffee maker.

Special attention has been given to general and dishware storage and the location for an under counter trash receptacle. To port of the lower station is a full dinette that seats four with a comfortable bench and two chairs. Forward, is a master stateroom with a centerline inner spring queen berth and plenty of hanging, drawer and locker storage. A second stateroom offers two single berths and an optional innovative desk arrangement, and the head, with a separate stall shower is accessible from the master stateroom or the companionway.

Decks and Exterior

- Large Full-Beam Cockpit
- Fiberglass Transom Door
- Cockpit Lazarette Access to Generator and Storage
- Double French-Style Doors to Cabin
- Large Walkways to Bow, Port and Starboard
- excellent Stainless Steel Guardrails
- Lower Helm Access Door to Starboard Walkway
- Trunk-Style Foredeck
- Stainless Steel Access Hatches to Staterooms Below (2)
- Stainless Steel Sampson Post
- Port and Starboard Anchor Locker Access
- Lewmar Anchor Windlass with Bow, Upper and Lower Helm Controls
- Fortress Anchor
- Dual Shore Power Connections Fore and Aft
- Molded Steps from Cockpit to Bridge
- Large Aft Bridge Deck with Stainless Steel Railing
- Hinged Mast
- Full Bridge Enclosure
- Snap-on Window Coverings
- Bridge Helm Cover
- Centerline Bridge Helm
- Garelick Captain's Chair
- Port and Starboard Helm Companion Seats
- Port and Starboard Bridge Deck Settees
- Folding Bridge Table

NOTE: This boat was equipped with a Bridge level exterior Galley station. The station remains but the appliances have been removed.

Disclaimer

The Company offers the details of this vessel in good faith but cannot guarantee or warrant the accuracy of this information nor warrant the condition of the vessel. A buyer should instruct his agents, or his surveyors, to investigate such details as the buyer desires validated. This vessel is offered subject to prior sale, price change, or withdrawal without notice.

Exclusions

Owner's personal belongings.

Disclaimer


The Company offers the details of this vessel or yacht in good faith but cannot guarantee or warrant the accuracy of this information nor warrant the condition of the vessel. A buyer should instruct his representatives, agents, or his surveyors, to investigate such details as the buyer desires validated. This vessel or yacht is offered subject to prior sale, price change, or withdrawal without notice.

PHOTOS


2




3



4




5



6




7



8




9



10




11



12




13



14




15



16



17



18



19



20



21



22




23



24



25



26



27



28



29



30



31



32



33



34



35



36



37




38



39



40



CONTACTS

Andrey Shestakov, leading yacht broker of the sales department of Shestakov Yacht Sales Inc. Shestakov Yacht Sales Inc., the official representative of the Miami/Fort Lauderdale FL headquarters.

Contact details

Email: **andrey@shestakovyachtsales.com**

Web: shestakovyachtsales.com/en/

Telephones

USA: **+1(954)274-4435**

Office hours

Monday – Saturday: **9:00 - 21:00** EDT

Sunday: **closed**

Address



Harbour Towne Marina, 850 NE 3rd St, STE 213, Dania, FL 33004