

NAUTICAL NUT — MARLOW



Builder: MARLOW

Year Built: 2007

Model: Motor Yacht

Price: PRICE ON APPLICATION

Location: United States

LOA: 72' 0" (21.95m)

Beam: 20' 2" (6.15m)

Max Draft: 4' 10" (1.47m)

Max Speed: 25 Kts. (29 MPH)

Our experienced yacht broker, Andrey Shestakov, will help you choose and buy a yacht that best suits your needs **Nautical Nut — MARLOW** from **our catalogue**. Presently, at **Shestakov Yacht Sales Inc.**, we have a wide variety of yachts available on **our sale's list**. We also work in close contact with all the big **yacht manufacturers** from all over the world.

If you would like to buy a yacht **Nautical Nut — MARLOW** or would like help answering any questions concerning purchasing, selling or chartering a yacht, please call **+1(954)274-4435**

TABLE OF CONTENTS

TABLE OF CONTENTS	2
SPECIFICATIONS	5
Overview	5
Basic Information	5
Dimensions	5
Speed, Capacities and Weight	5
Accommodations	5
Hull and Deck Information	6
Engine Information	6
DETAILED INFORMATION	7
Salon	7
Galley	7
Pilothouse	7
Command Bridge/ Upper Aft Deck	8
Master Stateroom	8
VIP Stateroom	8
Port Guest Stateroom	9
Starboard Guest Stateroom	9
Construction	9
Electronics	10
Engine and Mechanical	10
Exterior Hardware and Fittings	11
Lower Aft Deck	11
Crew Quarters	12
Tender	12
Disclaimer	12
Exclusions	12
Disclaimer	12

PHOTOS	13
Starboard Side	13
Starboard Side	13
Bow	13
Nautical Nut	13
Nautical Nut	13
Portside	13
Portside	13
Aft Deck	13
Aft Deck facing Forward	14
Aft Deck facing Portside	14
Salon Interior	14
Salon facing Aft	14
Salon facing Starboard	14
Salon Portside Bar with Stairs	14
Galley	14
Dining Area	14
Mini Helm Station	15
MSR facing Aft	15
Master	15
MSR facing Portside	15
MSR Vainity	15
MRS Head	15
Companionway	15
VIP facing Forward	15
Guest Head	16
Starboard Guestroom	16
Portside Guestroom	16
Portside Guest Head	16

Commandbridge facing Forward Portside	16
Commandbridge facing Forward	16
Commandbridge Helm	16
Commandbridge Helm	16
Bow facing Aft	17
Bow	17
Nautical Nut Exterior	17
Marlow Explorer	17
Upper Aft Deck facing Portside	17
Upper Aft Deck	17
Upper Aft Deck Grill	17
Tender	17
Crew Quarters	18
Crew Quarters	18
Crew Head	18
Lazarette	18
Lazarette	18
Engine Room	18
Starboard Engine	18
Portside Engine	18
Nautical Nut Aerial	19
Nautical Nut Running	19
CONTACTS	20
Contact details	20
Telephones	20
Office hours	20
Address	20

SPECIFICATIONS

Overview

"Nautical Nut" is the ultimate Marlow Explorer. With her four (4) staterooms, three (3) heads, separate crew quarters with crew head, and state of the art Command Bridge, she has an abundance of luxurious space and storage. With newly upgraded Side Power Zero Speed Fin Stabilizer her proprietary Velocijet Strut Keels, this 72E-CB Marlow Explorer can handle just about any sea condition with relative ease while tracking unbelievably straight, like a train on tracks. This yacht has been kept in excellent condition and is ready for her next adventure anywhere in the world!

Basic Information

Category: Motor Yacht

Model Year: 2007

Year Built: 2007

Country: United States

Dimensions

LOA: 72' 0" (21.95m)

LOD: 77' 8" (23.67m)

Beam: 20' 2" (6.15m)

Max Draft: 4' 10" (1.47m)

Speed, Capacities and Weight

Max Speed: 25 Kts. (29 MPH)

Displacement: 92000 Pounds

Water Capacity: 500 Gallons

Holding Tank: 175 Gallons

Fuel Capacity: 3000 Gallons

Accommodations

Total Cabins: 4

Total Heads: 3

Hull and Deck Information

Hull Material: Composite

Exterior Designer: Marlow Yachts

Interior Designer: Marlow Design
Team

Engine Information

Engines: 2

Manufacturer: Caterpillar

Model: 3412

Engine Type: Inboard

Fuel Type: Diesel

DETAILED INFORMATION

Salon

The spacious salon is large and inviting with free standing furniture that can be easily swapped out if desired. The large tinted windows with custom-made teak blinds let in just the right amount of light. A sofa with 2 large lounge chairs on the starboard side face port to the entertainment center with a NEW large 51" LG OLED Smart TV. A full size bar with a refrigerator and wine cooler is on the port side of the forward salon area. • NEW Accent Carpets • Reclining leather couch and chair; NEW in 2019 • Custom made teak table; NEW in 2019 • 51" LG OLED Smart TV; NEW in 2020 • Wet bar, hidden sink • Overhead handrail/grab rail • Sub Zero wine cooler; NEW in 2019 • Scotsman 15" Under-counter Gourmet Ice Machine • Teak and Holly flooring over fiberglass composite sole • 24V Italian and Danish lighting

Galley

The galley is centrally located on the main deck at the aft end of the pilothouse. The pilothouse is two steps up from the salon. An opening under the aft galley cabinets allows visibility right through to the salon and aft deck. The galley counters are Raw Silk granite and the undermounted sink is on the forward side of the galley counter so you are able to look at the beautiful views when standing at the galley sink. The Dacor cooktop on the starboard side of the U-shaped counter has removable stainless steel sea rails to keep pots from moving about on the smooth glass cooktop. The Sub-Zero refrigerator and freezer drawers are on the aft end of the galley right behind the sink and dishwasher. The galley has generous cabinet space with louvered doors to keep the cabinets well ventilated. • Teak and Holly flooring • Sub-Zero refrigerator / freezers • Louvered cabinets • Fisher & Paykel dishwasher • Granite countertops • Dacor electric cooktop • Storage cabinets and drawers • Franke double sink w/tap • Sharp microwave/convection oven • Grohe faucet • Drinking water faucet, separate filtered supply • Spice racks • Exhaust blower over cooktop • Cutting boards/sink covers • Appliance storage locker in countertop aft

Pilothouse

The Pilothouse is very spacious with a beautiful dining and seating area located forward at port. The galley is aft of the dining area and is open to the salon. A small but extremely well equipped helm station is on the starboard side of the staircase to the staterooms. This was built to allow an owner/operator to join their family in the pilothouse while being able to operate the vessel. • Large dining table with built in seating • Teak and holly flooring • 24V Italian and Danish lighting • Chart locker • Teak valance board w/rope light • S/S post see-through stairs to bridge • Lighted stairway to fore cabins

Command Bridge/ Upper Aft Deck

The command bridge on the Nautical Nut is simply impressive! With her 360 degree views, twin L-shaped seating area, with beautiful custom built teak tables, upgraded refrigerator, and electronics package. She is hard to beat! She has ample storage for all the latest gadgets/gear and two of the most comfortable stainless steel STIDD helm chairs ever made. She is ready to take you to the cruising destination of your dreams!

- U-Line 21" Refrigerator/Ice maker
- (2) STIDD stainless helm chairs
- ICOM VHF's M605 and M504
- Garmin displays; (2) NEW 8622 and (1) NEW 8610
- Simrad AP25 autopilot
- (2) Garmin XHD2 Radars
- Flir night/ day imaging camera; NEW 2020
- Side Power bow/ stern thruster control
- Wireless Yacht Controller, remote vessel control
- ACR spotlight controller
- Morse electronic engine controls
- CAT engine controls
- Garmin closed circuit video cameras, display on helm monitors
- Side Power zero speed stabilizers
- Xantrex Power inverter control panel
- Tank Tender tank management system
- Additional safety rails around upper deck
- Teak and Holly sole
- Removable dinghy chocks
- Mercury Tender with 50HP Outboard; NEW 2019 with only 15hrs!
- Airtex powder coated 1600lb. davit
- Gaggenau electric grill
- Frankie sink
- Life raft
- Kahlenberg air horn
- Upgraded outdoor speaker system
- Aft deck sun shade with carbon filter poles

Master Stateroom

The full beam owner's Private suite is just forward of the engine room amid ship and is separated from the engine room by insulated bulkhead and fuel tanks. The bed is centerline flanked by teak nightstands on each side with beveled glass mirrors and reading lamps above. The head is aft of the bedroom on the starboard side and has a large sink, VacuFlush toilet and large stall shower. To aft portside is a walk-in closet. There are five hanging lockers with lots of drawer space. The new 48" LG OLED Smart TV is on the forward wall of the stateroom. Six opening port lights let plenty of light in. Full washer and dryer are located behind teak louver doors starboard of the MSR door.

- King sized berth
- SAT TV w/ Receiver
- NEW 48" LG OLED Smart TV
- Bureau w/ chest of drawers
- Cedar lined full height hanging lockers
- Drawers under bunk with auto lighting
- Mirrors
- Rope light beneath and behind berth
- Vanity
- Large head with stall shower
- 24V Italian and Danish lighting
- Bose CD/Stereo & Sound System
- Linen closet
- Heavy duty 316L portlights with screens
- Full size Washer and Dryer
- Easy access to machinery and storage areas

VIP Stateroom

The VIP Suite is forward and features optional overhead bunks. This allows "Mom and Dad" to have a full king berth and their children to be securely overhead in bunks. The Stateroom has two large hanging lockers and six large storage drawers. The head is on the starboard side and has a full size shower.

- King size bed
- Cedar lined storage

lockers • Reading lamps • CD Stereo with built in speakers • Overhead bunks • 6 large overhead drawers • NEW 50" LG OLED Smart TV • Deck hatch for access to bilge and bow thruster

Port Guest Stateroom

This guest stateroom has twin berths with a large mirror and nightstand between them. Forward of the bunks there is a full height hanging locker. The private head has granite counters, a HCG sink with Grohe faucet and a separate stall shower. • Cedar lined hanging lockers • CD / Stereo • Nightstand between berths • Reading lamps for each berth

Starboard Guest Stateroom

This stateroom provides two stacked single berths, hanging locker and drawer storage. • Cedar lined hanging lockers • Nightstand • TV

Construction

This yacht is constructed with the best modern materials and techniques providing more strength with less weight than possible with conventional technology. The use of Kevlar, modified epoxy resins and high-density core materials allows the Marlow Explorer to be stronger than the heaviest of hulls at a fraction of the weight. Modern aluminum honeycomb and structural foam are used strategically on counters, cabinets and soles in the yacht. Even if 20kts and cruising speed is not a driving factor for you, the increased range and reduced fuel costs Marlow offers will be of great benefit on your next voyage. • Proprietary RIVAT infusion process • Engineered sandwich construction throughout • Laminated and tempered window glass • Kevlar lamination fabrics • Non-skid FRP decks, main & flybridge • NEW swim platform, non-skid deck finish • Screens on all opening windows, hatches and ports • Sandwich bulkhead, floors and stringer construction • Deck Lights 24V • Burmese Teak weather decks • Overhead lights in Command bridge for night navigation • Heavy duty concealed swim ladder • Heavy duty low profile 316L SS Hatches (6) • Proprietary Velocijet Strut Keels • Sliding hatch and door to bridge from pilothouse • Owner aboard Marlow logo with lighting • Bulwark doors and gates P&S • Heavy duty 316L solid stainless rub rail • S/S ladder with teak steps, cockpit to bridge • Portuguese Bridge deck storage lockers • Cockpit deck lockers, FRP • Cockpit controls, sink and fire control system • Molded FB seating with dry storage under • Engine room access from cockpit • Teak coaming • Oval Stainless Steel Handrails • Sliding doors, P&S pilothouse, aft salon with lock • FRP bow pulpit with S/S anchor roller • Transom door • FRP swim platform with teak inlay

Electronics

Nautical Nut has a NEW state of the art GARMIN Electronics Package including...• 2 NEW Garmin 8622 and 1 NEW Garmin 8610 (Pilot House)• NEW Garmin 8616(lower helm)• NEW Garmin AIS 800• NEW Garmin GXM53 weather• NEW Garmin GMR 424 xhd2 radar• NEW Garmin GSD 24 sounder• 3 NEW Garmin GMI 20's• NEW Garmin GMS 10 network switch• 2 NEW Fusion RA70i's• NEW ICOM Radio - IC M605• NEW RCL-100 LE spotlight• 3 NEW Intercom phones• FLIR Camera• SAT phone• 2 NEW Sirius Radios, Pilot House and Salon• Yacht Controller

Engine and Mechanical

The engine room has full standup headroom and is air-conditioned. There is good access to all sides of the engines. The sea chest is at the forward end of the engine room and provides sea water to the engines, generator, air-conditioning, and all the other items on the yacht that need sea water for cooling. Each item has its own shut-off valve for servicing. The two plumbed together 1,500 gallon fuel tanks are just in front of the forward engine room bulkhead. This is the center of buoyancy of the yacht so your running angle will not change as your fuel level changes. The fuel tanks also provide an additional layer of soundproofing between the engines and the cabins forward. The 1,000 hour CATERPILLAR engine inspection and service has been completed. • Pressure freshwater faucet • Aquadrive Centa flexible drive couplings • Soft engine mounts • Proprietary sea chest water intake system • Drive coupling covers, FRP • PSR pressure freshwater system • Sea Chest inspection and cleanout port • Seacocks on all seawater supply lines • Upgraded Twin 25KW Northern Lights Generators Gen #1: 1,800hrs Gen #2: 400hrs (newly installed 2012)

- PJR drinking water pump • Water heater, 30 gal stainless steel • Proprietary fiberglass insulation blanket • FRP fuel tanks with sight gauges • Engine room lead/foam sound insulation • Engine room blowers 220V high volume • Saltwater pump • S/S water tanks w/sight gauges • Racor fuel water separators, dual with gauge • FRP holding tank plumbed • Engine room vent blowers 2x12V, 24V • Dockside or overboard discharge • Engine isolation switches • Common drainage system for sink, deck, shower and bilge • Upgraded Freshwater main engine flush has been added and used after every trip. (Raw water is flushed out and replaced with fresh water.) • Fresh water outlet with hose for engines & generator

- Engine-Generator-Gears oil change system • 304 Stainless domestic water tanks • Heavy duty manual bilge pump • Under water exhaust system • High water bilge alarm in engine room • 24V overhead lights, waterproof • Dripless engine shaft seal logs • FRP gray and black water tanks • Heavy duty vacuum pumps for gray and black water • Smooth finish gel-coated bilges • HD watertight engine room door with inspection port • Heavy Duty exhaust hose clamps

- High Temperature silicone exhaust hoses
- Common drainage system for all discharges
- Proprietary Air inlet system, baffled
- Polished stainless engine beds, risers and fuel manifolds
- 24-volt bilge blowers
- Engine lube oil tank
- FRP fuel tanks
- Color coded copper piping for fuel, water and hydraulic system
- DC outlet
- AC outlet
- NEW Deangelo Marine Exhaust 2020
- Four 3,700 GPH bilge pumps with auto & manual switch
- Varnished teak bilge grating
- 240V fluorescent lighting
- Side Power Zero Speed Fin Stabilizers - NEW 2021 with manufacturer warranty until March 2023
- FCI Watermaker - 1800 GPD - NEW 2021 with manufacturer warranty until October 2021
- Tides Marine dripless shaft seals- NEW August 2020
- Tides Marine rudder shaft dripless shaft seals- NEW August 2020
- Main engine water pumps, turbo chargers, air seps, gear oil coolers, and exhaust- NEW 2021 with 1yearmanufacturer warranty on parts
- NEW stern thruster in 2020 with manufacturer warranty until June 2022
- NEW Batteries for Bow and Stern Thrusters 2020
- Yacht Controller with throttle, thruster and windlass control
- Xantrex inverter
- Glendinning 50 Amp cable masters (2) forward and (2) aft.

Exterior Hardware and Fittings

- Hardware S/S or chromed brass
- Hidden fueling ports with anti-spill catch basin
- 1.375" stanchions main deck
- S/S rudders
- S/S cleats & hawse holes
- Proprietary Velocijet Strut keels
- Aquamet 22 propeller shafting
- SS Portholes heavy duty 316L SS
- Custom CNC cut Nibral propellers, "S" class
- Fresh water washdown, cockpit
- Bronze through hull fittings
- Spotlight with remote at each helm station
- Custom stainless anchor light and pennant bracket
- Windlass Lofrans Titan B
- Teak or S/S steering wheel
- Super Duty custom trim tabs
- Teak bow and stern staffs

- Sea water washdown, forward deck, high volume
- Exalto heavy duty windshield wipers and washers
- Proprietary stanchion base mounting system
- 2 Stidd Helm seats on command bridge
- Stereo-CD player on bridge

Lower Aft Deck

The Lower Aft Deck has uninterrupted teak decks and a built-in seating area with table. This yacht has an extended upper boat deck that provides full overhead protection from rain and sun. The salon door is very large and when it is open, the lower deck and salon become one for entertaining. There is a docking station in the lower aft deck that has engine controls, thruster controls, VHF radio, Simrad Jog lever steering (for rudder control) and an IS 15 multifunction display for wind speed, direction and water depth.

- Custom hawse pipes in the corner of the transom with rollers and rope storage
- Built in

seating with storage under • Molded FRP stairway to flybridge and boat deck. • Twin transom doors with steps to the integrated swim platform. • Aft deck speakers integrated to the flybridge speakers • Crew access cabinet • ALL NEW Exterior covers in 2019

Crew Quarters

The full beam crew quarters are aft of the engine room and feature twin bunks, nightstand, hanging lockers, new TV and refrigerator. The crew has a private head with shower. This area is accessed from a separate entrance in the lower aft deck so the crew does not need to enter the salon to access their quarters. There is also a full height transom door that provides access while not at sea. This door takes you through the storage area and crew quarters to the engine room.

Tender

Mercury Tender with 50 HP outboard, NEW 2019 - ONLY 15 Hrs!

Disclaimer

The Company offers the details of this vessel in good faith but cannot guarantee or warrant the accuracy of this information nor warrant the condition of the vessel. A buyer should instruct his agents, or his surveyors, to investigate such details as the buyer desires validated. This vessel is offered subject to prior sale, price change, or withdrawal without notice.

Exclusions

Owner's personal belongings.

Disclaimer


The Company offers the details of this vessel or yacht in good faith but cannot guarantee or warrant the accuracy of this information nor warrant the condition of the vessel. A buyer should instruct his representatives, agents, or his surveyors, to investigate such details as the buyer desires validated. This vessel or yacht is offered subject to prior sale, price change, or withdrawal without notice.

PHOTOS

Starboard Side




Starboard Side




Bow




Nautical Nut




Nautical Nut



Portside



Portside



Aft Deck



Aft Deck facing Forward



Aft Deck facing Portside



Salon Interior



Salon facing Aft



Salon facing Starboard



Salon Portside Bar with Stairs




Galley



Dining Area



Mini Helm Station



MSR facing Aft




Master




MSR facing Portside



MSR Vainy




MRS Head



Companionway



VIP facing Forward



Guest Head



Starboard Guestroom




Portside Guestroom




Portside Guest Head




Commandbridge facing Forward




**Commandbridge facing Forward
Portside**



Commandbridge Helm



Commandbridge Helm



Bow facing Aft



Bow



Nautical Nut Exterior



Marlow Explorer



Upper Aft Deck facing Portside



Upper Aft Deck



Upper Aft Deck Grill




Tender



Crew Quarters




Crew Quarters



Crew Head




Lazarette



Lazarette



Engine Room




Starboard Engine



Portside Engine



Nautical Nut Aerial



Nautical Nut Running



CONTACTS

Andrey Shestakov, leading yacht broker of the sales department of Shestakov Yacht Sales Inc. Shestakov Yacht Sales Inc., the official representative of the Miami/Fort Lauderdale FL headquarters.

Contact details

Email: **andrey@shestakovyachtsales.com**

Web: shestakovyachtsales.com/en/

Telephones

USA: **+1(954)274-4435**

Office hours

Monday – Saturday: **9:00 - 21:00** EDT

Sunday: **closed**

Address



Harbour Towne Marina, 850 NE 3rd St, STE 213, Dania, FL 33004