

AVANZAR — PACIFIC MARINER



Builder: PACIFIC MARINER

Year Built: 2001

Model: Motor Yacht

Price: PRICE ON APPLICATION

Location: United States

LOA: 65' 0" (19.81m)

Beam: 17' 3" (5.26m)

Max Draft: 4' 9" (1.45m)

Cruise Speed: 28 Kts. (32 MPH)

Max Speed: 32 Kts. (37 MPH)

Our experienced yacht broker, Andrey Shestakov, will help you choose and buy a yacht that best suits your needs **Avanzar — PACIFIC MARINER** from **our catalogue**. Presently, at **Shestakov Yacht Sales Inc.**, we have a wide variety of yachts available on **our sale's list**. We also work in close contact with all the big **yacht manufacturers** from all over the world.

If you would like to buy a yacht **Avanzar — PACIFIC MARINER** or would like help answering any questions concerning purchasing, selling or chartering a yacht, please call **+1(954)274-4435**

TABLE OF CONTENTS

TABLE OF CONTENTS	2
SPECIFICATIONS	3
Overview	3
Basic Information	3
Dimensions	3
Speed, Capacities and Weight	3
Accommodations	4
Hull and Deck Information	4
Engine Information	4
DETAILED INFORMATION	5
Hull Structure	5
Propulsion	5
Electrical	6
Command & Control	8
Auxiliary Systems	11
Outfit & Furnishing	13
Exclusions	16
Disclaimer	16
PHOTOS	17
CONTACTS	23
Contact details	23
Telephones	23
Office hours	23
Address	23

SPECIFICATIONS

Overview

This beautiful 65' Pacific Mariner, "Avanzar" was custom built for the builders father, who was also a boat/yacht builder with many years of experience and knowledge above and beyond the most experienced of yachtsmen. Read the specs and look closely, you will see that she is the only one with the main engines that are 12 cylinder MAN's with 1300 HP each (only 10 hours since overhaul), which make her the fastest Pacific Mariner ever built with a top end of 34 knots and a fast cruising speed at 28 knots. And of course slow her down to 10 knots and get great range out of her. She also carries a custom Gray access paint and a red boot stripe among a number of upgrades, which set her apart from any other Pacific Mariner 65. There is a current Survey, August, 2021, on hand done by Cale Mathers and she was hauled out with fresh new bottom paint, zincs etc. Call and set up an appointment to preview her in Seattle. She is special!

Basic Information

Category: Motor Yacht

Sub Category: Pilothouse

Model Year: 2001

Year Built: 2001

Country: United States

Fly Bridge: Yes

Dimensions

LOA: 65' 0" (19.81m)

LOD: 64' 11" (19.79m)

Beam: 17' 3" (5.26m)

Max Draft: 4' 9" (1.45m)

Speed, Capacities and Weight

Cruise Speed: 28 Kts. (32 MPH)

Max Speed: 32 Kts. (37 MPH)

Displacement: 69000 Pounds

Water Capacity: 285 Gallons

Holding Tank: 110 Gallons

Fuel Capacity: 1100 Gallons

Accommodations

Total Cabins: 3

Total Heads: 4

Hull and Deck Information

Hull Material: Fiberglass

Engine Information

Engines: 2

Manufacturer: MAN

Model: 2842 LE404

Engine Type: Inboard

Fuel Type: Diesel

DETAILED INFORMATION

Hull Structure

HULL SHELL

- Cored composite construction
- Vinylester resin skin coat
- Bottom cored with Airex
- Closed cell cores in topsides
- Bottom paint: Seahawk Cupraccoat antifouling paint, Interlux 2001 barrier coat, Seahawk epoxy on struts & rudders, propspeed on propellers

STRUCTURAL BULKHEADS AND STIFFENERS

- 2x watertight bulkheads, fully laminated to hull & deck
- 4x full length longitudinal stringers
- Limber holes installed with FRP tubing

MAIN DECK STRUCTURE

- Deck is cored composite
- Deck sole is self-bailing
- Vacuum bagged cores
- Hull to Deck joint secured with 3M 5200 adhesive, bolted with stainless fasteners, laminated

FOUNDATIONS

- Engine beds are welded aluminum
- Generator foundation welded aluminum

Propulsion

MAIN ENGINES

2x MAN 2842 LE404 Diesel engines, rated at 1300 hp at 2300 RPM

- High pressure common rail injection system
- Turbo charged and after cooled
- Sea water heat exchanger cooling system
- 24 Volt starting
- 24 Volt alternators

REDUCTION GEARS

- ZF BW165AP4 marine transmissions
- Ratio 1.525:1

PROPELLERS

- Michigan Dynaquad 32x34x2.5 -- CNC machined to S class tolerances

PROPELLER SHAFTS

- Valbruna 2.5 HS
- Fitted with Strong Shaft seals
- Seawater lubrication with crossover circuit

PROPULSION CONTROL SYSTEM

- ZF Mathers Clear command electronic controls with 3 stations
- Engine speed, oil, water, hour meter in engine room

PROPULSION SEAWATER COOLING

- Groco ball valves with external hull strainers with access door
- Groco ARG 3000 sea strainers with SS filters
- Johnson Engine mounted seawater pumps

PROPULSION EXHAUST SYSTEM

- Stainless steel exhaust risers
- Thermal lagging installed

Electrical

GENERAL

- All electrical installations comply with ABYC standards
- Services provided: 24VDC, 12VDC, 120/220VAC 60Hz

CABLING

- All cabling meets ABYC standards
- Tinned stranded copper wiring
- All wires are individually labeled

BATTERIES

- Engine/Service Northstar AGM 8D -- 2x banks of 4x 8D batteries provide power to engines and service loads
- Generators Optima GRP 27 AGM

- Guest 2304A Battery switches and parallel switch Engine/Service
- Perko Generator battery switches

BATTERY CHARGERS & POWER SUPPLIES

- Charles 24VDC 40 amp engine and service banks
- Charles 12VDC 10 amp for generators
- Xantrex 3000W Inverter/Charger -- charges engine and service battery banks, supplies 120VAC power to dedicated section of main AC switchboard, supplies AC power from 50A or 30A shorepower inlets
- Newmar 50A 24VDC to 12VDC Converter -- power to helm 12VDC switch panel from 24VDC panel
- Samtex 1000W 24VDC to AC Inverter -- powers Pilothouse helm monitors and Chart Plotter CPU
- Xantrex 150W 12VDC to AC Inverter -- powers phone system

GENERATORS

Northern Lights M844K2 20kW Diesel Generator -- Approximately 1500 hours

- PX-300K1 AC Generator
- Controls with instrumentation and alarms at main switchboard
- Low oil pressure, high coolant temperature, and high exhaust temperature safety shutdowns
- Waterlift muffler and water separating muffler
- PTO powers bowthruster hydraulic system
- Sound shield

Fischer Panda 12kW Generator

- Controls at main switchboard and Master Stateroom
- Sound shield
- Electric fuel pump

SHOREPOWER

- 2x Charles 50 amp Isolation transformer
- Charles 30 amp Isolation transformer
- Glendinning Cablemaster power cord motors
- 75' 50 amp cord - each side
- 30A inlet starboard side

ELECTRIC POWER DISTRIBUTION

Main AC Switchboard Located in Salon

- 120/240 VAC 60Hz

- Source selector switches
- Magnetic breakers

24VDC

- Main switchboard located in Pilothouse
- Local switchboard in Engine Room

12VDC Switchboard Located in Pilothouse

- Newmar 12 to 24VDC converter

LIGHTING

Lighting is 24VDC

- Interior lighting Xenon
- Engine room lighting florescent

Command & Control

CONTROL STATIONS

- Primary Control station is on centerline with 360 degree view -- all controls for operation, navigation, communication
- Secondary Control station located on Flybridge
- Wing Station starboard side deck -- engine, steering, and bow thruster controls, foldout FRP molding

SHIPS MONITORING & CONTROL SYSTEM

- Main engine monitoring and control in Pilothouse & Flybridge -- Custom Checkmate display, ZF Mathers engine controls, engine speed indication, engine start/stop
- Engine room local control of main engines -- analog instrumentation for each engine, engine start/stop, emergency engine stop
- Monitoring in Pilothouse -- bilge pump activation system, sewage tank level alarm, water tank levels, fuel oil tank levels

NON-ELECTRIC NAVIGATION AIDS

- Magnetic compass mounted on centerline forward of Pilothouse & Flybridge helm
- Brass clock & barometer

NAVIGATION, SIGNAL, & SEARCHLIGHTS

- Meets COLREGS
- Aqua Signal Navigation Lights

- ACR Searchlight

ELECTRONIC NAVIGATION SYSTEMS

- DGPS Furuno GP150 Differential and WAAS
- Gyro compass KVH Gyrotrac interfaced with G6 TV & autopilot -- Navitron NT920AHR Heading repeater
- Speed Indicator B&G
- Weather -- wind speed & direction B&G, barometer
- Depth Sounder (primary): Furuno FCV1200 -- display on Pilothouse port monitor
- Depth Sounder (secondary): B&G Network -- displays in Pilothouse, Flybridge, & Master Stateroom, transducer located starboard
- Radar FurunoFAR 2105 with 4' array -- display in Pilothouse with repeater on Flybridge
- Chart Plotter (Pilothouse helm) -- Timezero TZ Navigator software, Origin CPU windows 10, West Coast charts, Logitech cordless keyboard, Microsoft wireless mouse
- Chart Plotter (Flybridge helm) -- Furuno Navnet 3D MFD12 monitor
- Monitors: 2x NEC 1810 at helm (port dedicated Chart Plotter, starboard dedicated Radar), 2x NEC 1525 at Pilothouse helm (port Furuno Sounder and Night Vision Camera, starboard Furuno Sonar & CCTV)
- Sonar Furuno CH-250
- Night Vision Camera -- mounted on port side Pilothouse roof, controls at Pilothouse helm
- Autopilot Comnav 2001 -- control head in Pilothouse, CT2-40A Motor Controller, RAI at Pilothouse, Flybridge, & wing station, handheld remote at Pilothouse & Flybridge

EXTERNAL COMMUNICATIONS

- Radios: VHF ICOM M127 Pilothouse, VHF ICOM M424G Flybridge, VHF ICOM M1V Handheld
- SATCOM: KVH Tracphone 50
- EBIRB Northern Airborne S-1510 406 GPIRB
- Antennas: VHF 2, cell, AM/FM

AUDIBLE SYSTEMS

- Horn Kahlenburg dual trumpet
- Bell Perko

INTERNAL COMMUNICATIONS

Telephone System:

- Panasonic TDA50 PBX system

- Commercial multi-line telephone service
- Intercom/paging

CLOSED CIRCUIT TELEVISION SYSTEM (CCTV)

- 2x Elbex EXC 560 cameras located in Engine Room & Aft Deck
- Elbex EXS126 Switcher
- Display located at Pilothouse

LOCAL AREA NETWORK (LAN)

- Asus AC router

ENTERTAINMENT

- Satellite Television KHV Tracvision 6
- Shore cable TV

Salon:

- Samsung 42" HD LCD television
- AV receiver
- BluRay DVD player
- DirecTV receiver
- Bluetooth receiver
- XM satellite receiver
- Phillips TSU 3000 remote control
- Energy speakers with subwoofer
- JBL speakers on Aft Deck & Pilothouse, with switch and remote volume controls

Master Stateroom:

- NEC PlasmaSync 3000 television
- Sony AV receiver
- DVD player
- VCR
- DirecTV receiver
- Intellicontrol remote control

VIP Stateroom

- Sony Trinitron Cathode Ray tube TV
- DVD player
- JVC car stereo

Flybridge:

- Pioneer MVH-300BT car stereo with bluetooth

Auxiliary Systems

MACHINERY VENTILATION

- Delta T demister system
- 9" 491 CFM 24VDC intake fans installed port & starboard

HEATING, VENTILATION, & AIR CONDITIONING

- Aqua Air A5HD/542 5 ton Chillwater HVAC system -- reverse cycle scroll compressor installed in Engine Room, fan coils in each space, water supply with pump in Engine Room, water discharge above waterline on transom
- Heat -- King 1500W heaters installed in Salon, Pilothouse, Master Stateroom, VIP Stateroom, & crew quarters
- Head ventilation -- 24VDC exhaust fan

BILGE SYSTEM

- Rule 2000 24VDC Bilge pumps installed in Swim Tub, Lazzarette, Engine Room, Master Stateroom, VIP Stateroom -- Rule 37a automatic float switch, control switches on Pilothouse & Flybride dashboard
- Stripping pumps -- 4x Rule 750 24VDC pumps, Jabsco 37202 24VDC pump installed in Lazzarette, Rule 37a automatic float switch
- Manual pump installed on engines & generators

FUEL OIL SYSTEM

- Fuel Oil System consists of 2x fuel tanks -- fuel capacity is approximately 1100 US gallons, tanks are 5086 welded aluminum construction, fuel shutoff & crossover plumbing, electric fuel level sensors
- Racor MA75/900MAX dual water separating fuel filters are installed for each engine
- Racor water separating filter for each generator
- Fill fittings are 316 stainless steel, installed port & starboard
- Engine connection is by USCG approved Type A1 hose
- Vent fittings are 316 stainless steel

STEERING

Teleflex Seastar Hydraulic Heavy Duty Steering

- Dedicated hydraulic reservoir
- Rexroth Power Steering pump installed on starboard Main Engine
- Seastar 5803 Steering Ram
- Accusteer HRP75 Reversing Pump

TRIM TABS

Bennett Trim Tabs

- Controls at Pilothouse & Flybridge stations
- Trimindicator position instruments at Pilothouse
- 2x V351HPU-24 pumps installed in starboard Lazzarette

BOW THRUSTER

- Naiad 25hp
- Driven by hydraulic pump on 20kW generator PTO

DAVIT

Nautical Structures EZ-1500

- Handheld remote operation
- Hydraulic pump installed under Flybridge settee

FIRE SUPPRESSION

- Fireboy Automatic FE241 system in Engine Room -- Pilothouse & Flybridge indicators, Fireboy Automatic engine shutdown with bypass, manual discharge pull on aft deck
- Portable fire extinguishers USCG approved

POTABLE WATER SYSTEM

- Potable water system provides water to the head, galley, wipers, and deck washdown
- Water tank: 285USG 316L stainless located under Master berth, fills port & starboard, tank vent with screen, electric level sender connected to gauge at Pilothouse
- Headhunter X Caliber pressure pumps (primary)
- Groco Paragon SR (backup)
- Flexcon expansion tank
- 3M filtration system
- Pura filters with UV system for dockside fill
- Torrid water heater 17 gallon 240VAC
- Whale color-coded piping

Sea Recovery SRC AWC 1500-2 1500 GPD Watermaker

- Commercial prefilter 5 micron 0801063357
- Oil/water separator 08020723KD
- Fresh Flush Carbon element 0803004906
- External Boost pump
- Remote monitor at Pilothouse

BLACKWATER SYSTEM

- Headhunter Royal flush heads
- Headhunter X caliber pressure pump
- Groco Paragon Senior pressure pump
- Jabsco 37010 head in Lazzarette
- Holding tank 125 USG FRP construction -- Sealand Tankwatch 4-level indicator, 2x tank vents, heavy duty rubber hose
- Headhunter 24VDC macerator -- Y valve for overboard & deck pumpout

MOORING

- 4x 316 stainless steel cleats per side
- Mooring lines Samson Gold braid -- 4ea 5/8"x25' & 4ea 5/8"x35'
- 8x fenders
- Boathook on brackets on aft deck

ANCHORING

- Simpson Lawrence Pacific V3000 24VDC windlass with controls on foredeck -- CQR 75lb anchor installed on bow roller, chain rode 300'
- Fresh water washdown from potable system
- Sea water washdown Jabsco Par max 4 pump
- Backup anchor installed in anchor locker
- Stern line reel with 150" 3/8 line installed in swim step

TENDER

- FRP 15' tender
- 4-Stroke Mercury 50hp 2001 engine
- Seastar hydraulic steering
- Icom VHF

LIFE RAFT

Switlik MD-1 Life Raft

- Installed on Flybridge
- Hydrostatic release

Outfit & Furnishing

RUBRAIL

- Taco rigid vinyl with stainless insert

RAILS

- Bowrail is 316 stainless steel
- Grabhandles in cockpit
- Handrails on cabin & foredeck
- All rails are bolted with 316 stainless steel fasteners with aluminum backing plates

LADDERS

- Garelick 19823 ladder on swimgrid stores in swimtub

ACOUSTIC INSULATION

- Soundown insulating foam with loaded vinyl barrier in Engine Room
- 3M Thinsulate installed as acoustic and thermal insulation

DOORS & HATCHES

- Trend Marine stainless aft bulkhead with watertight door
- Pilothouse doors are molded FRP
- Flybridge door is custom plex
- Freeman marine watertight Engine Room door
- 2x Taylor Made hatches on foredeck
- 2x Taylor Made hatches on cabin top
- Aft Deck hatches are molded composite with stainless hinges, latches, & gas shocks

FLOOR COVERING

- Cabin interior is Fabrica carpet
- Galley & heads are vinyl tile

WINDOWS

- Tempered glass windshield system on main deck
- Taylor Made Clear Curve window system on Flybridge
- Stainless opening portlights in staterooms & heads

WINDSHIELD WIPERS

- 3x Hepworth 50NM Heavy Duty 24 VDC
- Pantograph arm with blade
- Switches for 2 speed & intermittent operation
- Freshwater wash

WINDOW COVERINGS

- Salon Hunter Douglas Duette Simplicity

- Salon aft door Hunter Douglas Duette Vertiglide
- Pilothouse, Staterooms, & Heads Hunter Douglas

SEATING

- Stidd Series 500 seats in Pilothouse & Flybridge helms
- Custom Pilothouse lounge with ultraleather fabric
- Custom Salon lounge with fabric

GALLEY

- Franke double stainless sink
- Grohe Europlus faucet
- Insinkerator Pro garbage disposal
- Whirlpool 30" Range
- GE Spacemaker XL microwave oven
- GE 22cf refrigerator
- KitchenAid compactor
- GE freezer in Lazzarette
- Whirlpool Thin Twin Washer/Dryer in Lazzarette

HEAD FIXTURES

- Kohler under counter sinks
- Kohler Chiara sink faucets
- Grohe Chiara shower controls
- Grohe Relaxa shower heads
- Kohler FRP bathtub in Master Head
- MAAX Hydro Swirl acrylic shower base in Guest Head
- Custom FRP shower base in VIP Head

CATHODIC PROTECTION

- All underwater metals are 316 stainless steel or bronze
- Zincs anodes installed on transom & trim tabs
- Zinc anodes are installed in the engine cooling system
- Bonding system consists of 12gu tinned copper wire connected to all underwater metals

TOOLS

- Snap on tool box installed on water maker
- Complete set of hand tools
- Fluke 77 Multimeter

SPARES

- Engine spares
- Generator spares
- Bilge pumps and switches
- Wiper blades
- Spare light bulbs and fixtures
- Screw assortment
- Watermaker filters
- Electric connectors

SAFETY GEAR

- 12x USCG approved life jackets
- 4x Mustang DLX 38 Inflatable PFD
- 4x Mustang working suits
- USCG approved flare kit
- 30" life ring with line
- First Aid Kit







Exclusions

Owner's personal belongings.


Disclaimer

The Company offers the details of this vessel or yacht in good faith but cannot guarantee or warrant the accuracy of this information nor warrant the condition of the vessel. A buyer should instruct his representatives, agents, or his surveyors, to investigate such details as the buyer desires validated. This vessel or yacht is offered subject to prior sale, price change, or withdrawal without notice.

PHOTOS














CONTACTS

Andrey Shestakov, leading yacht broker of the sales department of Shestakov Yacht Sales Inc. Shestakov Yacht Sales Inc., the official representative of the Miami/Fort Lauderdale FL headquarters.

Contact details

Email: **andrey@shestakovyachtsales.com**

Web: shestakovyachtsales.com/en/

Telephones

USA: **+1(954)274-4435**

Office hours

Monday – Saturday: **9:00 - 21:00** EDT

Sunday: **closed**

Address



Harbour Towne Marina, 850 NE 3rd St, STE 213, Dania, FL 33004