

MOONGLOW — ALBIN



Builder: [ALBIN](#)

Year Built: 1979

Model: Trawler Yacht

Price: PRICE ON APPLICATION

Location: United States

LOA: 43' 0" (13.11m)

Beam: 14' 5" (4.39m)

Max Draft: 4' 1" (1.24m)

Cruise Speed: 8 Kts. (9 MPH)

Max Speed: 10 Kts. (12 MPH)

Our experienced yacht broker, Andrey Shestakov, will help you choose and buy a yacht that best suits your needs **Moonglow — ALBIN** from **our catalogue**. Presently, at **Shestakov Yacht Sales Inc.**, we have a wide variety of yachts available on **our sale's list**. We also work in close contact with all the big **yacht manufacturers** from all over the world.

If you would like to buy a yacht **Moonglow — ALBIN** or would like help answering any questions concerning purchasing, selling or chartering a yacht, please call **+1(954)274-4435**

TABLE OF CONTENTS

TABLE OF CONTENTS	2
SPECIFICATIONS	5
Overview	5
Basic Information	5
Dimensions	5
Speed, Capacities and Weight	5
Accommodations	5
Hull and Deck Information	6
Engine Information	6
DETAILED INFORMATION	7
Main Description	7
43' ALBIN TRAWLER WALKTHROUGH	7
43 FT' ALBIN TRAWLER FLYBRIDGE	7
43' ALBIN TRAWLER SALON	7
43' ALBIN TRAWLER GALLEY	8
43' ALBIN TRAWLER FORWARD GUEST STATEROOM	8
43' ALBIN TRAWLER ELECTRICAL	8
43' ALBIN TRAWLER ELECTRONICS	8
43' ALBIN TRAWLER ENGINE AND EQUIPMENT	8
43' ALBIN TRAWLER BRIDGE & TRUNK	8
43' ALBIN TRAWLER DECK EQUIPMENT	9
DISCLAIMER	9
Exclusions	9
Disclaimer	9
PHOTOS	10
1. 43'Albin Bow Profile	10
2. 43' Albin Port Profile	10
3. 43' Albin Starboard Forward	10

4. 43' Albin Starboard Profile	10
5. 43' Albin Forward Deck	10
6. 43' Albin Aft View	10
7. 43' Albin Port View Forward	10
8. 43' Albin Starboard View Forward	10
9. 43' Albin Trunk View Forward	11
10. 43' Albin Flybridge	11
10a 43' Albin Bridge View Forward	11
11. 43' Albin Trunk View Aft	11
12. 43' Albin Port Deck Forward	11
13. 43' Albin Starboard Deck Forward	11
14. 43' Albin Aft Deck	11
15. 43' Albin Salon	11
16. 43' Albin Settee To Starboard	12
17. 43' Albin Settee 2	12
18. 43' Albin Salon View Aft	12
19. 43' Albin Salon View To Port	12
20. 43' Albin Helm	12
21. 43' Albin Helm Gauges	12
22. 43' Albin AC DC Panel	12
23. 43' Albin Helm View Aft	12
24. 43' Albin Helm View Starboard	13
25. 43' Albin Salon View Forward	13
26. 43' Albin Galley 1	13
27. 43' Albin Galley 2	13
28. 43' Albin Galley 3	13
29. 43' Albin Forward Stateroom	13
30. 43' Albin Forward Hanging Locker	13
31. 43' Albin Forward Head 1	13

33. 43' Albin Forward Stateroom View Aft	14
32. 43' Albin Forward Head 2	14
34. 43' Albin Aft Master Centerline Queen Berth	14
35. 43' Albin Aft Master Starboard View	14
36. 43' Albin Aft Master Hanging Locker To Port	14
37. 43' Albin Master Ensuite Head 1	14
39. 43' Albin Aft Master View Forward	15
38. 43' Albin Master Ensuite Head 2	15
40. 43' Albin Port Diesel Lehman Engine	15
41. 43' Albin Starboard diesel Lehman Engine	15
44. 43' Albin Engine Room View Forward	15
42. 43' Albin Westerbeke Generator	15
CONTACTS	16
Contact details	16
Telephones	16
Office hours	16
Address	16

SPECIFICATIONS

Overview

Moonglow is a 1979 Albin 43 ft trunk cabin trawler whose style has been popular for many years. With a two stateroom, two head layout she is roomy enough for comfortable cruising for two couples. She comes outfitted with a teak interior and large comfortable salon. She is built on a semi-displacement hull with a large keel that protects both props. There is easy access to the roomy flybridge and the captain has excellent 360 vision. This is a very economic trawler capable of island or great loop travel. Moonglow had a bottom job in 2015 and has been wet stored up river in brackish water. A diver has maintained the bottom on a consistent basis.

Basic Information

Category: Trawler Yacht

Model Year: 1979

Year Built: 1979

Country: United States

Dimensions

LOA: 43' 0" (13.11m)

Beam: 14' 5" (4.39m)

Max Draft: 4' 1" (1.24m)

Speed, Capacities and Weight

Cruise Speed: 8 Kts. (9 MPH)

Max Speed: 10 Kts. (12 MPH)

Displacement: 30000 Pounds

Water Capacity: 300 Gallons

Holding Tank: 48 Gallons

Fuel Capacity: 500 Gallons

Accommodations

Total Cabins: 2

Total Heads: 2

Hull and Deck Information

Hull Material: Fiberglass

Engine Information

Engines: 2

Manufacturer: Lehman

Model: LEHMAN

Engine Type: Inboard

Fuel Type: Diesel

DETAILED INFORMATION

Main Description

Moonglow is a 1979 Albin 43 ft trunk cabin trawler whose style has been popular for many years. With a two stateroom, two head layout she is roomy enough for comfortable cruising for two couples. She comes outfitted with a teak interior and large comfortable salon. She is built on a semi-displacement hull with a large keel that protects both props. There is easy access to the roomy flybridge and the captain has excellent 360 vision. This is a very economic trawler capable of island or great loop travel. Moonglow had a bottom job in 2015 and has been wet stored up river in brackish water. A diver has maintained the bottom on a consistent basis.

43' ALBIN TRAWLER WALKTHROUGH

This 43' Albin Trawler can be accessed via port/starboard sliding doors. Access to the Flybridge is via the aft trunk stairs. Starting in forward is the comfortable V-berth guest stateroom. There are ample storage drawers, hanging locker and storage below berth in Albin's distinct wood interior. There are opening ports with an overhead hatch, lighting and reading lights. Aft to starboard, the guest head includes toilet, sink, opening port and overhead lighting and is easily accessible to the forward cabin or main salon. Aft to port is the U-shaped galley which is open to the salon. Adjacent to the galley is the lower helm to starboard with spacious shelving and navigational equipment. The salon features an L-shaped settee with table to starboard. There is also a built-in teak end table, breakfast bar, overhead lighting, large bright cabin windows and a teak parquet sole. Aft of the salon is the master stateroom and ensuite head. This features a centerline queen berth, overhead lighting and reading lights. There is plenty of storage with built-in drawers and cabinets, full length mirror and sliding cabin door. There is an overhead hatch and large cabin windows to allow for plenty of light. The master head features a vacuum flush head, shower, overhead lights, sink with hot/cold running water and cabinet.

43 FT' ALBIN TRAWLER FLYBRIDGE

Access to the bridge is from the trunk cabin stairs. The bridge has comfortable seating and contains the following: - Engine Gauges - Compass - VHF radio - Bimini top with isinglass enclosure - Storage cabinets

43' ALBIN TRAWLER SALON

Access to the salon is via port/starboard side doors. There is a comfortable u-shaped

built in settee to starboard with a table. The helm is forward to starboard and has all the gauges and navigation equipment. The ac/dc electrical panel is on the bulkhead side of the helm. There is a nice breakfast bar to port. Overhead wooden railings on the ceiling for passenger stability underway. There are large windows all around for plenty of light.

43' ALBIN TRAWLER GALLEY

The u-shaped galley is down to port from the salon and offers the chef plenty of cabinet storage and work space. There is a double stainless steel sink with hot/cold running water, a Princess 3 burner stove top & stove, Tundra refrigerator/freezer and Magic Chef microwave.

43' ALBIN TRAWLER FORWARD GUEST STATEROOM

The forward guest stateroom offers a v-berth bunk. Overhead hatch with courtesy and reading lights. There is plenty of built in underbunk storage cabinets and drawers. The ensuite head is adjacent to the forward berth to starboard.

43' ALBIN TRAWLER ELECTRICAL

Electrical systems:- AC/DC electrical panel- 1 16k BTU Rebasto Air-conditioner- Westerbeke generator 7.7 kw- Inverter- Horizen Windlass- 2 30amp shore service- 2 Electric Heads- 2 Bidge Pumps- High water alarm- 6 gallon hot water heater-Rariton-Horn

43' ALBIN TRAWLER ELECTRONICS

- Jenesen stereo & CD player- 2 Flat screen tv's 22" Samsung in salon 19"Sony in aft cabin- Garmin 545 GPS-Lower helm- Sea Watch MR 2400 radar- Anchor Windlass controls- Depth finder International Offshore-lower, Signet-upper- Gemini Compass-lower, Ritchie upper- VHF radio Icom IC M402-lower Horizen Eclipse upper

43' ALBIN TRAWLER ENGINE AND EQUIPMENT

- 2 Ford Lehman 120 hp diesel engines- Borg Warner reduction gear- 1 Westerbeke 7.7 kw generator- Racor fuel filters- Dripless shafts- Engine blowers- Fireboy Halon 1301

43' ALBIN TRAWLER BRIDGE & TRUNK

Access to the Flybridge is aft up 2 stairs on trunk to bridge- Bimini top with isinglass-

Helm with gauges, depth finder, compass, Morse controls and GPS- Back to back seating to port, underneath storage, Starboard helm chair- Steady mast, gas grille, Dish satellite stainless railings on trunk

43' ALBIN TRAWLER DECK EQUIPMENT

Albin deck equipment:- All teak decks- Fiberglass deck box-Teak swim platform with ladder- Deck spreader light- 45lb Plow-Fortress FX 37 anchor- Horizen windlass with chain rode- 2 four " wood bollards forward - 2 10" bow cleats, 4 8" amidships and 2- 8" cleats aft- Teak top rail with stainless steel chains around main deck and bridge- 2 30 amp shore power outlets- Lines and fenders

DISCLAIMER

The Company offers the details of this vessel in good faith but cannot guarantee or warrant the accuracy of this information nor warrant the condition of the vessel. A buyer should instruct his agents, or his surveyors, to investigate such details as the buyer desires validated. This vessel is offered subject to prior sale, price change, or withdrawal without notice.

Exclusions


Owner's personal belongings.

Disclaimer


The Company offers the details of this vessel or yacht in good faith but cannot guarantee or warrant the accuracy of this information nor warrant the condition of the vessel. A buyer should instruct his representatives, agents, or his surveyors, to investigate such details as the buyer desires validated. This vessel or yacht is offered subject to prior sale, price change, or withdrawal without notice.

PHOTOS

1. 43' Albin Bow Profile




2. 43' Albin Port Profile




3. 43' Albin Starboard Forward



4. 43' Albin Starboard Profile




5. 43' Albin Forward Deck



6. 43' Albin Aft View



7. 43' Albin Port View Forward



8. 43' Albin Starboard View Forward



9. 43' Albin Trunk View Forward



10. 43' Albin Flybridge



10a 43' Albin Bridge View Forward



11. 43' Albin Trunk View Aft



12. 43' Albin Port Deck Forward



13. 43' Albin Starboard Deck Forward



14. 43' Albin Aft Deck



15. 43' Albin Salon



16. 43' Albin Settee To Starboard



17. 43' Albin Settee 2



18. 43' Albin Salon View Aft



19. 43' Albin Salon View To Port



20. 43' Albin Helm



21. 43' Albin Helm Gauges



22. 43' Albin AC DC Panel



23. 43' Albin Helm View Aft



24. 43' Albin Helm View Starboard



25. 43' Albin Salon View Forward



26. 43' Albin Galley 1



27. 43' Albin Galley 2



28. 43' Albin Galley 3



29. 43' Albin Forward Stateroom



30. 43' Albin Forward Hanging Locker



31. 43' Albin Forward Head 1



32. 43' Albin Forward Head 2




33. 43' Albin Forward Stateroom View Aft



34. 43' Albin Aft Master Centerline Queen Berth




35. 43' Albin Aft Master Starboard View



36. 43' Albin Aft Master Hanging Locker To Port



37. 43' Albin Master Ensuite Head 1



38. 43' Albin Master Ensuite Head 2



39. 43' Albin Aft Master View Forward




40. 43' Albin Port Diesel Lehman Engine



41. 43' Albin Starboard diesel Lehman Engine



42. 43' Albin Westerbeke Generator



44. 43' Albin Engine Room View Forward



CONTACTS

Andrey Shestakov, leading yacht broker of the sales department of Shestakov Yacht Sales Inc. Shestakov Yacht Sales Inc., the official representative of the Miami/Fort Lauderdale FL headquarters.

Contact details

Email: **andrey@shestakovyachtsales.com**

Web: shestakovyachtsales.com/en/

Telephones

USA: **+1(954)274-4435**

Office hours

Monday – Saturday: **9:00 - 21:00** EDT

Sunday: **closed**

Address



Harbour Towne Marina, 850 NE 3rd St, STE 213, Dania, FL 33004