

TRAVELER — HUNT



Судостроитель: HUNT

Год постройки: 2012

Модель: Cruising Yacht

Цена: ЦЕНА ЯХТЫ ПО ЗАПРОСУ

Местонахождение: United States

Длина общая: 45' 10" (13.97m)

Ширина: 14' 6" (4.42m)

Мин. осадка: 2' 9" (0.84m)

Макс. осадка: 4' 6" (1.37m)

Купить **TRAVELER — HUNT** а также выбрать подходящую вам яхту из нашего **каталога яхт** вам поможет опытный яхтенный брокер Андрей Шестаков. На сегодняшний день компания **Shestakov Yacht Sales Inc.** имеет большое количество яхт в **собственном списке продаж**, а также тесно сотрудничает со всеми крупными **яхтенными производителями** по всему миру.

Для того чтобы купить яхту **TRAVELER — HUNT** а также проконсультироваться по любому вопросу связанному с покупкой, продажей, чартером яхт позвоните по телефону **+7(918)465-66-44**.

ОГЛАВЛЕНИЕ

ОГЛАВЛЕНИЕ	2
ХАРАКТЕРИСТИКИ	5
Обзор	5
Основная информация	5
Размеры	5
Скорость, вместимость и масса	5
Размещение	6
Корпус и палуба	6
Информация о двигателе	6
ПОДРОБНОЕ ОПИСАНИЕ	7
INTRODUCTION	7
LAYOUT	7
INTERIOR OUTFIT	8
HELM CONTROLS	11
ENTERTAINMENT	11
ELECTRICAL SYSTEM	12
LIGHTING	12
CONSTRUCTION	12
EXTERIOR OUTFIT	13
MECHANICAL AND PLUMBING	15
TANKAGE/PLUMBING	16
MISC. OPTIONS ADDED	16
SAFETY	16
CANVAS	17
EXCLUSIONS	17
Исключения	17
Отказ от ответственности	17
ФОТОГРАФИИ	19

Starboard Bow	19
Bow On	19
Salon Starboard	19
Helm, Inboard	19
Companion Settee, Raised Position, with Footrest	19
Helm, Outboard	19
Salon Table Open	20
Salon Table, Port	20
Salon	20
Salon to Aft Deck	20
Salon Overhead	20
Companionway to Galley	20
Galley	20
Owner's Stateroom	20
Owner's Head and Vanity from Shower	21
Owner's Stateroom, Aft	21
Owner's Head	21
Owner's Shower	21
Guest Cabin	21
Guest Cabin Convertible Double Berth	21
Guest Head and Shower	21
Laundry	21
Wine Bottle Locker	22
Starboard Bow	22
Cabin Trunk, Looking Aft	22
Side Deck Detail	22
Deck Fwd. to Salon	22
Aft Lounge	22
Docking Station, Aft Deck	22

Grill, Aft Deck	22
Stbd. Qtr	23
Transom	23
Tender Garage	23
Engine Room Forward Bulkhead	23
Port Quarter	23
Hunt 44 Layout	23
КОНТАКТЫ	24
Контактная информация	24
Телефоны	24
Время работы	24
Адрес	24

ХАРАКТЕРИСТИКИ

Обзор

Come see TRAVELER on display at the Newport Brokerage Boat Show September 16-19 at the Newport Shipyard, Newport, RI

Classic innovative design. Modern technology. Volvo IPS Pods; joystick docking. Single level salon/aft deck. Tender garage. Wow!

Основная информация

Тип судна: Cruising Yacht

Модельный год: 2012

Год постройки: 2012

Страна: United States

Верх: Raised Pilothouse

Размеры

Длина общая: 45' 10" (13.97m)

Длина по ватерлинии: 41' 5" (12.62m)

Длина палубы: 44' 3" (13.49m)

Ширина: 14' 6" (4.42m)

Мин. осадка: 2' 9" (0.84m)

Макс. осадка: 4' 6" (1.37m)

Трапы: 15' 4" (4.67m)

Скорость, вместимость и масса

Водоизмещение: 44000 Pounds

Вместимость воды: 120 Gallons

Вместимость сточного бака: 40 Gallons

Объем топливного бака: 450 Gallons

Размещение

Всего кают: 2

Всего коек: 3

Спальные места: 4

Всего ком. состава: 2

Корпус и палуба

Материал корпуса: Fiberglass

Материал палубы: Teak

Цвет корпуса: Flag Blue

Отделка корпуса: Fiberglass

Информация о двигателе

Двигатели: 2

Производитель: Volvo

Модель: Penta Pod IPS600

Тип двигателя: Inboard

Тип топлива: Diesel

ПОДРОБНОЕ ОПИСАНИЕ

INTRODUCTION

TRAVELER is a modern classic: a state-of-the-art Hunt 44 Raised Pilothouse Express Motoryacht packed full of “big boat features” and technology with a timeless look - nothing trendy to be found here. And the way she rides- second to none. Her Hunt-designed deep-vee hull rides flat and dry and true with no surprises, easily handling the rough stuff most of us try our best to avoid these days, but which can be a fact of life in places like Nantucket Sound and Buzzards Bay.

Volvo IPS pod drives provide best-in-class fuel economy and spirited handling underway at cruise speeds, and as importantly make maneuvering around the dock and in tight quarters a breeze with joystick docking from three strategically located stations. With integrated GPS the pods are also capable of precise position-keeping which comes in handy while docking, chasing the kids or grandkids out on the Opti/420 racecourse or waiting for an ICW bridge to open.

Unlike most express boats in this size range, the Hunt 44 does not have a sunken cockpit. Her aft deck lounge area is the same level as the enclosed pilothouse salon (separated by double wide sliding glass doors) which makes for a huge seamless entertainment space indoors and out. This arrangement also allows for perhaps the most innovative design feature on the boat: a true “garage” for the tender which opens at the push of a button so the tender with outboard can easily be retrieved on custom rollers with a remote. A versatile two-cabin/two-head layout below with a large galley open to the salon above allows for civilized cruising with family or another couple.

Additional innovative features include: pantry with laundry and wine bottle storage accessed behind the stairs (also with the push of a button); five electric opening windows and an enormous electric moonroof with electric shade in the salon; electric up/down double companion settee with convertible backrest across from helm; electric up/down salon table; aft deck electric grill and refrigeration; wide swim platform with super yacht steps leading up each side and three joystick docking stations - all making for a uniquely comfortable and functional owner-operated yacht.

LAYOUT

Beginning forward is the master stateroom with centerline queen berth, easily accessed from either side by way of two steps. Built-in lockers, shelves, drawers and hanging lockers port and starboard. Light and ventilation are provided by overhead hatches, opening hull and cabin house ports and a fixed forward-facing window with curtains. Cherry veneer on hull sides exudes warmth.

Aft to port is the master head with a large separate stall shower with its own hatch and opening port and electric vent. Countertops are granite. A fold-down teak seat above the head is a thoughtful custom touch.

Across to starboard is the guest/day head with shower which may be accessed directly from the guest cabin or from the passageway.

Aft to starboard is the guest cabin with twin berths which slide together to make a comfortable double.

Across and aft to port is the roomy U-shaped galley, open to the salon above, with plenty of storage and working counterspace thanks to drawer-style refrigerator/freezers, and a nifty counter extension.

Above and aft is the pilothouse salon with helm to starboard with sliding dual helm settee and electric opening side windows. Across to port is a chart table with storage and double wide forward-facing companion settee which lowers and mates to the port settee to form a very generous "L" lounge with convertible table. The table goes down electrically for cocktails and when up doubles in size for dinner. Across to starboard are two custom bolstered chairs anchored by a gorgeous cabinet with drawer between.

Out the curved stainless double center doors (with retractable pleated screen) is the aft deck which features a curved settee and convertible table with matching cabinets port and starboard with built-in reefer to port and grill to starboard with storage with pull-out drawers beneath. Access to the side decks leading forward and to the stairs with gate leading down to the wide swim platform along with joystick controls either side for docking round out the aft deck lounge.

INTERIOR OUTFIT

General

- Cushions, mattresses: Premium quality laminated foam with fabric coverings
- Doors, lockers, drawers: Cherry, veneered panels with solid frames, concealed hinges, positive locks
- Grab rails: Wood and stainless steel
- Hanging lockers: Cedar lined; micro switches for LED closet lights
- Hardware: Stainless steel and chrome
- Headliners: Foam backed fabric panels, removable
- Insect screens: Removable for opening port lights
- Lighting: Imtra® LED and incandescent: Downlights, accent lights, indirect lights, reading lights; 24V DC
- Outlets and switches: Vimar®, décor-colored covers, mounting frames, modular switches and UL boxes for outlets
- Paint, interior: All hidden surfaces beneath and behind lockers, berths, settees,

and other furniture

- Varnish, interior: Marine varnish. Satin for panels, soles; gloss for trim
- Wall coverings: Cherry veneer
- Wood, interior: Cherry veneers and quarter sawn solid stock

Master Stateroom

- Berth: Tapered queen-size with drawers and top access stowage beneath
- Bureaus: (2) with drawers and lockers; port and starboard at hull sides
- Hanging lockers: (2) cedar lined; micro switches for LED closet lights
- Hatches: (1) in stateroom with OceanAir® retractable shade/screen
- Solar powered air vents
- Mirror: Full length on stateroom door
- Portlights: (2) opening in stateroom, with custom shades
- Cherry cabin door, veneered panels with solid frame, chrome door hardware, door stops
- Teak and holly soles

Master Head

- Exhaust blower: 24V DC
- Head accessories (all upgraded): Towel racks, rings, hooks, soap trays, toothbrush holder, vanity mirror, toilet paper holder
- Shower fixtures: Single-lever with rail-mounted hand-held shower head
- Sink fixtures: Kohler® single-lever with pop up drain
- Head stowage: Linen locker with shelves outboard of shower; drawers and locker beneath vanity;
- lockers above vanity
- Opening portlight
- Sink: Vitreous China, under mounted
- Soundproofing: Overhead, sole, bulkheads
- Toilet: SeaLand®; freshwater flush
- Vanity top: Granite
- Additional wood cabinet to the left of the toilet in the master head - cherry wood seat cover with toilet paper roll cabinet in fwd. side
- Custom tile sole

Guest Stateroom

- Hanging locker: Cedar lined; micro switch for LED closet light
- Portlights: (1) opening in stateroom, with custom shade
- Hatches: (1) in stateroom with OceanAir® retractable shade/screen
- Twin beds convert to Double
- TV: LCD HDTV
- Cherry cabin door, veneered panels with solid frame, chrome door hardware, door

stops

- Teak and holly soles

Guest/Day Head

- Dual access from guest stateroom and passageway fwd.
- Opening port for light and ventilation
- Exhaust blower: 24V DC
- Vanity top: Granite, with stowage beneath
- Head accessories (all upgraded): Towel racks, rings, hooks, soap trays, toothbrush holder, vanity mirror, toilet paper holder
- Shower fixtures: Single-lever with rail-mounted hand-held shower head
- Sink fixtures: Kohler® single-lever
- Custom teak fold-down seat
- Custom tile sole

Galley

- Cooktop: optional Wolf CT15I/S induction stove top
- Countertop: Granite
- Drawers: For cutlery and stowage
- Exhaust fan: Above cooktop, 115V AC
- Solar powered air vents
- Lockers: Beneath countertop, outboard
- Microwave: Stainless steel, 115V AC
- Refrigerator/freezer: U-Line U-C2275DWROL drawers mounted beneath galley counter, 115V AC
- Sink fixtures: Kohler® single-lever with pull-out head and hose; soap dispenser
- Sink: Polished stainless steel single bowl; under mounted
- Trash container: Slide out plastic bin

Salon

- L Settee: Built-in, with stowage beneath, port
- Custom table: Varnished teak bi-fold top with stainless steel electric hi-low assisted pedestal
- (2) Chairs, loose: Upholstered, with non-skid feet, stbd.
- Hideaway screen doors with magnetic closure for aft salon doors
- Pull-down screens for deckhouse side windows
- OceanAir® blinds for deckhouse side and aft windows
- Cherry veneer wall coverings
- Soles of laid teak and holly with satin finish
- TV: LCD HDTV with controlled electric lift, 115V DC
- Companionway stairs of cherry, with clear non-skid varnish on treads

Utility Room

- Hatch access from main saloon into utility space as well as electric lift for stairs
- Splendid WD2100XC combo washer/dryer
- Wine storage box

HELM CONTROLS

- Helm console: Teak. Full function with controls, instruments, alarms, rudder angle indicator, compass, thruster and windlass etc.
- STIDD double helm seat (upgraded to chrome base) Custom sliding banquette with footrest; icemaker and stowage beneath

Of note: NEW (2021) CZONE electronic system allows for remote switching of breakers from the helm, with customizable presets

- Windshield defroster: For helm window; Runs off HVAC system
- Companion seat: Custom hi-low banquette with footrest and reversible seatback
- Chart desk: to port, opposite helm
- Bowthruster: Lewmar® 185TT6.0; 24V DC with remote control in helm station
- Throttle and shift controls: Single station; electronic, with synchronizer and trolling valve start/stop with electronic digital/analog displays
- Steering system: Power-assisted hydraulic with autopilot connection points
- Trim tabs: Stainless steel with twin actuators; single station control with tab position indicators
- Generator start control in main panel area
- 7" Color display with EVC tachometer for Volvo system
- (2) OC12V outlets in port side of helm station near main panel area
- Dash/console fabric: Baltic Blue Ultra Leather
- **Dynamic Positioning System**

HELM ELECTRONICS

- Garmin chartplotter GPS Map 7215
- Garmin wind instruments GMI10
- Garmin autopilot GHC10
- Garmin VHF 200

ENTERTAINMENT

- DVD Player
- Salon TV 19"
- Master cabin TV 19"
- Guest cabin TV 19"
- Bose Bluetooth connector on stereo, connects to any Bluetooth device

ELECTRICAL SYSTEM

AC System: 115 VAC, 230 VAC

- Generator: Cummins Onan® genset 13kW 115/230v AC, 60Hz (upgraded from standard 11.5kW) (879.4 hours) with sound enclosure and gas /water separator exhaust; 12v DC 60amp alternator
- Inverter/Charger: Optional Mastervolt Mass Combi 24/2500-60 with MasterView easy panel
- Lexan covers for back of AC panel

DC System: 12V DC, 24V DC

- Alternators on engines: (2) 24V DC, 120 amp
- Batteries: House Mastervolt MLI Ultra 24/5000 Lithium-ion phosphate 24V; Engine group 31 X 4;
- Bowthruster group 31 X 2
- Battery boxes: SS hold down brackets
- Battery chargers: Mastervolt ChargeMaster 24/100-3, Victron 12V 20 AMP
- Battery condition indicator: BEP Marine Display, Mastervolt MV Easy
- Battery switches: With emergency paralleling capability and isolation
- Bonding system: For all metal parts; zinc anodes
- Outlets, galley, aft deck, engine room and head: 115V AC with GFCI circuit protection
- Panels: AC systems; DC systems; battery management; genset
- Lexan covers for back of DC panel
- Glendinning Cablemaster®; 50 ft. white Hubbell® cable, 50 amp
- Shore power isolation transformer: 230V AC

LIGHTING

- Master cabin sconces Chrome, positioned left and right of headboard area for reading
- Salon sconces: Imtra Maia, chrome, positioned in aft corners. Overhead puck lighting trim in chrome
- (9) Additional dimmer switches
- Downlights, accent lights, indirect lights, reading lights: 24V DC
- Outlets & switches: Vimar® décor-colored covers, mounting frames, modular switches and UL boxes
- Warm courtesy lighting
- 110V outlets (for chargers etc.) at helm and companion station

CONSTRUCTION

- Hull lamination is vinylester-infused PVC foam-cored laminate above and below water line
- Hull structure: lightweight composite FRP stringers and webs
- Engine-bed structure: stringer design with high density foam
- Deck lamination: vacuum-bagged PVC foam core for vertical and horizontal areas
- Deck and housetop structure: composite FRP beams and frames
- Deck-hardware installation: high-density core in way of hardware
- Deck-hull joint: fully bonded and mechanically fastened
- Bulkheads, structural: vacuum-bagged cored composite
- Bulkheads: fully laminated
- Cabin soles, structural: vacuum-bagged cored composite, with soundproof features. Teak and holly surface
- Color: Flag Blue Hull, Oyster White deck and non-skid on trunk top, Oyster White boot stripe, green bottom paint

EXTERIOR OUTFIT

- Chocks: Custom stainless steel castings
- Cleats: Stainless steel
- Deck: Teak weather side decks and foredeck
- Deck scuppers: Stainless steel
- Doors, aft saloon: (1) Manship® bi-parting, stainless steel sliding doors with fixed, full-height windows
- Flagstaffs, bow & stern ensign: custom teak
- (2) GPS antennae in the mast middle platform
- Hatches, accommodations: (1) Manship® LDH-60 I 24 x 24"; (2) Manship® LDH-40 11 6" x 16 "
- Hatches fitted with OceanAir® screens/blinds
- Lights, courtesy; LED, 24V DC
- Lights, navigation: On light mast, on deckhouse roof; LED, 24V DC
- Mast: Aluminum
- Portlights: (6) Manship® LSO-0716A 7" x 16" stainless steel, opening, with screens
- Rub rail; quarter above water line: Heavy-duty vinyl extrusion painted to match hull topsides; stainless steel half-oval striker
- Rub rail along the sheer: Heavy-duty vinyl extrusion painted to match hull topsides; stainless steel half-oval striker
- Sunroof, hardtop: Trend Marine® flush; 24V DC. Fitted with OceanAir® blind
- Varnish: Marine varnish on all exterior teak
- Windows, deckhouse front: Clear tempered fitted glass; fixed. Direct-glazed without frames
- Windows, deckhouse side and aft: Tinted tempered fitted glass, fixed. Direct-

glazed without frames

- Windows, deckhouse side: Center section drop-opening, port and starboard
- Windshield wipers: Pantograph for all front windows. Variable speed, auto park, fresh water wash; 24V DC

Foredeck

- Anchor locker: Self-draining, with access hatches
- Anchor roller: Custom stainless steel fabrication with single roller
- Anchor: Delta® 35 lb., housed in roller
- Rode: Combination rope/chain
- Washdown, salt/fresh water. Spigot at foredeck
- Windlass accessories: Chain stopper, snubber, deck chafe plate
- Windlass: Maxwell vertical rope/ chain; 24V DC

Aft Deck

- Cushions: Marine grade non-absorbing soft foam with vinyl coverings
- Decking: Laid teak, epoxy-bonded
- Hatches, lazarette access: (2) port and starboard
- Lighting: LED, 24V DC
- Outlets: 115VAC with GFCI circuit protection
- Settee: Molded FRP
- Swim platform access: Via stairs port & starboard
- Table: Varnished teak top with stainless steel hi-lo pedestal
- Fender lockers
- Kenyon Frontier remote control electric grill in starboard aft deck locker

Lazarette

- Access via hatches from aft deck
- Exhaust blower: 24VDC
- Lazarette finish: White; flow coated gelcoat and brushed AwlGrip®
- Lazarette vents: Louvered, in aft deck settee
- Stowage: For fenders, deck gear etc.

Swim Platform

- Cleats: Retractable type, stainless steel
- Additional 6" popup cleat in the center of swim platform
- Decking: Laid teak, epoxy-bonded
- Platform: Partially integral FRP molding
- Swim ladder: Undermounted; stainless steel tube
- Transom shower: Hot and cold with retractable hose
- Washdown, fresh water, adjacent to shower

Tender Garage

- Door: On transom centerline; electro-hydraulic operation with hand-held remote control, 24V DC
- Garage: Molded FRP compartment; watertight to vessel interior
- Launch/retrieve: Windlass with hand-held remote control, 24V DC
- Exhaust blower: 24V DC

MECHANICAL AND PLUMBING

The engine room, with excellent access to both engines, is accessed via a large opening hatch in pilothouse sole. It is a well-lit and well-ventilated space with attention to detail obvious throughout, with custom stainless work worthy of note.

- Engine room finish: White; flow-coated gel coat and brushed Awl-Grip®
- Engine room sole: FRP composite panels with non-skid surface
- Engine mounts: Rubber Design® heavy-duty isolation mounts
- Manship® aluminum louvers painted to match hull topsides for engine room venting
- Engine room air intakes: Delta-T® 24vDC fans with mist eliminators in custom yard-built plenums with overboard drains
- Engine room lights, 115V AC. LED Engine room lights and 24V DC.
- Engine room spigot: Freshwater
- Exhaust system: Custom stainless steel risers, isolation-mounted FRP mufflers, FRP tubing, high-temperature silicon rubber exhaust hose. Discharge at transom corners
- Reverse oil change system
- Double Racor fuel filters mounted on engine room fwd. bulkhead, with glass bowls and vacuum gauges; single Racor for Genset
- Fuel hose: Fill, supply, return, vent; approved Type A1 and A2
- Sea strainers, external: For engines, genset, air conditioning pumps
- Sea strainers, internal: For engines, genset, other intakes
- Seacocks, engines: Groco Safety Seacocks® for engine raw water intakes
- Seacocks, general: On thru-hulls below and above waterline; double-clamped hoses
- (2) Cooling water pumps with additional sea cock strainer for air conditioning system
- Soft patch: For engine removal; in saloon sole
- Sound insulation, engine room: Composite panels with dampening, barrier, and absorption layers
- Spare parts kit: For engines, genset, other machinery
- Propellers: Volvo IPS T2

Domestic

- Air conditioning: Cruisair® self-contained system; (3) zones
- Pump, fresh water: Variable pressure; 24V DC
- Regulator, fresh water: For dockside water connection
- Toilets: SeaLand® 24V DC; freshwater flush
- Water heater: Isotemp® Basic 40 11USG: 115V AC
- All head faucets/fixtures upgraded
- Filter: Freshwater, ice maker, galley sink
- Sea Recovery Aquamatic modular 1400*-2 water maker in engine room
- Splendid WD2100XC combo washer/dryer

TANKAGE/PLUMBING

- Fuel tanks: (2) of 5086 aluminum alloy, 450 USG total capacity
- Fresh water tanks: (2) FRP composite with FDA approved resin. 120 USG total capacity
- Tank, black water: FRP composite; 40 USG capacity
- Tank gauges: For fuel, water and waste tanks, 24V DC
- Vents, fuel tanks: For each tank; anti-spill vent filters
- Vents, tanks: For freshwater and black water tanks
- Washdown, fresh water: Spigot at swim platform
- Discharge pump: For black water tank, 24V DC
- Dockside pressurized water connection for portable water system
- Salt water anchor wash

MISC. OPTIONS ADDED

- Electric hi-low table in salon and aft deck
- Nova Kool WR1900 AC/DC fridge in portside after deck locker
- (2) 7"x14" portlights in hull side in owner stateroom
- Electric sunroof blind
- Delta 35lb. SS anchor
- Customized convertible (back) settee in saloon
- (2) Remote IPS controls port and stbd aft in the cabin house pylon
- Polished SS engine drip pans
- Honeycomb to granite counter tops
- Duct A/C vents to helm windscreen
- Handheld bidet fixture in owner's head
- Custom inlay in saloon table and aft deck table

SAFETY

- Bilge pump, manual Whale diaphragm
- Bilge pumps, automatic: (3) Rule® submersible. Custom build counter system
- Bilge pump: ARID Bilge Systems; 24V DC. Pumps fitted with high-water switches and alarms
- Bilge counters (3 sets) separate from switches
- ARC RCL 100 remote searching light
- Hella Sea Hawk LED flooding lights in aft deck
- Deck flood light: At aft end of roof overhang
- SS handrails on both sides of top forward coach roof
- Safety rails: Upper and lower; stainless steel tube and wire
- Grab rails; Stainless steel tube
- Smoke detectors: In each stateroom, galley and saloon; 24V DC
- Fire protection system, engine room: Seafire® FM-227 automatic system with manual override, automatic engine shutdown. Emergency manual shutdowns for both engines and genset cleverly concealed in salon
- Fire extinguishers: (2) Sea Fire® C-20; at galley, helm. (3) Sea Fire® C-50; in engine room, tender garage, lazarette
- Air horn: Kahlenberg ® SO single trumpet, 24V DC
- 3-4 Pack life jackets
- Boat hook
- Fenders
- Lines

CANVAS

- Table, stern seat, sun pad covers (Canvas covers); Parchment Sunbrella
- Stidd seat cover Baltic Blue (291-2551)
- Interior Cushions: Baltic Blue Ultra Leather; Interior Cushion with self piping
- Exterior Cushions Ultra Leather: Finesse White; Exterior Cushion Piping Baltic Ultra Leather

EXCLUSIONS

- Owner's personal effects

Исключения


При продаже яхты исключаются личные вещи владельца.

Отказ от ответственности


Компания предоставляет описание судна или яхты добросовестно, но не может гарантировать точность этой информации, а также не ручается за техническое состояние. Покупатель должен проинструктировать своих агентов или оценщиков исследовать представленную информацию более подробно, по собственному желанию. Продажа судна или яхты, изменение цены или снятие с продажи будет происходить без предварительного уведомления.

ФОТОГРАФИИ

Starboard Bow




Bow On




Salon Starboard



Helm, Inboard



Helm, Outboard



**Companion Settee, Raised Position,
with Footrest**



Salon Table Open



Salon Table, Port



Salon



Salon to Aft Deck



Salon Overhead




Companionway to Galley




Galley




Owner's Stateroom




Owner's Stateroom, Aft




Owner's Head and Vanity from Shower




Owner's Head




Owner's Shower




Guest Cabin



Guest Cabin Convertible Double Berth



Guest Head and Shower



Laundry




Wine Bottle Locker



Starboard Bow




Cabin Trunk, Looking Aft



Side Deck Detail




Deck Fwd. to Salon



Aft Lounge




Docking Station, Aft Deck



Grill, Aft Deck




Stbd. Qtr



Transom




Tender Garage



Engine Room Forward Bulkhead



Port Quarter



Hunt 44 Layout



КОНТАКТЫ

Андрей Шестаков (Andrey Shestakov) – ведущий яхтенный брокер отдела продаж яхт и судов компании Shestakov Yacht Sales Inc. Официальный представитель Shestakov Yacht Sales Inc. для русскоговорящих клиентов в центральном офисе компании в Майами/Форт Лодердейл/Флорида/США.

Контактная информация

Email: **andrey@shestakovyachtsales.com**

Web: shestakovyachtsales.com

Телефоны

Краснодарский край: **+7(918)465-66-44**

США, Майами, Флорида: **+1(954)274-4435**

Время работы

Понедельник – Суббота: **9:00 - 21:00** EDT

Воскресенье: **Закрыто**

Адрес



Harbour Towne Marina, 850 NE 3rd St, STE 213, Dania, FL 33004