

## ENDLESS SUMMER — SEA RAY



**Builder:** SEA RAY

**Year Built:** 2012

**Model:** cruiser

**Price:** \$599,000 USD

**Location:** United States

**LOA:** 54' (16.46m)

**Beam:** 15.25

**Max Draft:** 4' 2" (1.27m)

Our experienced yacht broker, Andrey Shestakov, will help you choose and buy a yacht that best suits your needs **Endless Summer — SEA RAY** from our catalogue. Presently, at Shestakov Yacht Sales Inc., we have a wide variety of yachts available on our sale's list. We also work in close contact with all the big yacht manufacturers from all over the world.

If you would like to buy a yacht **Endless Summer — SEA RAY** or would like help answering any questions concerning purchasing, selling or chartering a yacht, please call **+1(954)274-4435**

# TABLE OF CONTENTS

TABLE OF CONTENTS	2
SPECIFICATIONS	5
Overview	5
Basic Information	9
Dimensions	10
Speed, Capacities and Weight	10
Accommodations	10
Hull and Deck Information	10
Engine Information	10
PHOTOS	11
IMG_2250	11
IMG_0121	11
IMG_1852	11
IMG_1853	11
IMG_1854	11
IMG_1859	11
IMG_1861	12
IMG_1858	12
IMG_1844	12
IMG_1786	12
IMG_2242	13
IMG_1847	13
54 9	13
54 18	13
54 2	13
54 17	13
54 3	14
54 4	14

---

54 7	14
54 5	14
54 6	14
54 24	14
54 25	15
54 14	15
54 10	15
54 19	15
IMG_1878	15
54 11	15
54 12	16
54 13	16
54 20	16
54 22	16
54 23	16
IMG_1862	16
engine1	17
engine2	17
engine3	17
engine4	17
enigne5	17
IMG_1780	17
IMG_1782	18
IMG_1783	18
IMG_1785	18
prop1	18
prop2	18
prop3	18
IMG_0127	19

---

---

IMG_0128	19
CONTACTS	20
Contact details	20
Telephones	20
Office hours	20
Address	20

# SPECIFICATIONS

## Overview

Endless Summer has June 2020 1,000 hours service completed. October 2020 new bottom paint, prop speed, full wax and detail! Additional Specs, Equipment and Information: Specs Hull Shape: Semi-Displacement Dimensions LOA: 54 ft 9 in Beam: 15 ft 3 in Maximum Draft: 4 ft 2 in Displacement: 46901 lbs Deadrise: 21 ° at Transom Dry Weight: 50000 lbs Engines Engine 1: Engine Brand: Cummins Year Built: 2012 Engine Model: Cummins QSC-600 DT Engine Type: Inboard Engine/Fuel Type: Diesel Location: Starboard Engine Hours: 554 Drive Type: Pod Drive Engine Power: 576 HP Engine 2: Engine Brand: Cummins Year Built: 2012 Engine Model: Cummins QSC-600 DT Engine Type: Inboard Engine/Fuel Type: Diesel Location: Port Engine Hours: 600 Drive Type: Pod Drive Engine Power: 576 HP Tanks Fresh Water Tanks: 1 (150 Gallons) Fuel Tanks: 1 (600 Gallons) Holding Tanks: 1 (68 Gallons) Accommodations Number of single berths: 6 Number of heads: 2 Electronics Plotter DVD player TV set Radar Navigation center Autopilot Log-speedometer CD player GPS VHF Depth sounder Radio Cockpit speakers Compass Inside Equipment Sea water pump Deep freezer Air conditioning Electric bilge pump Hot water Marine head Heating Refrigerator Microwave oven Washing machine Battery charger Bow thruster Electrical Equipment Shore power inlet Generator Outside Equipment/Extras Teak side decks Swimming ladder Cockpit shower Cockpit table Cockpit cushions Teak cockpit

## Manufacturer Provided Description

The Sea Ray 540 Sundancer is sure to earn jealous stares from the competition because it once again redefines what a modern express cruiser should be: sleek and distinctive exterior; inviting and thoughtful interior; flexible and intuitive entertaining spaces; and innovative features and amenities.

## Key Features

- Cummins MerCruiser QSC 600 diesel engines with Zeus pod drives
- Zeus Drive System includes Skyhook Station-Keeper technology
- SmartCraft instrumentation and VesselView display
- One-piece bilge access service hatch.
- Standard dual Raymarine E120 widescreen units with 4-kW high definition radar
- Cockpit convertible seat lounge
- Interior LED Lighting
- Sirius satellite receiver with antenna (N/A outside N. America)
- Salon 32" flatscreen TV.
- Fold-out salon sofa sleeper conversion.
- Fiberglass hardtop with enclosure.
- Isolation transformer.
- Water manifold system.

- Oil changer system for engines and generator
- 68-Gallon holding tank with dockside pump-out.
- Sea Ray Owners Club membership (available in USA and Canada).

**Engine Notes**MAN also available.

## Cockpit

- Beverage Holders (11)
- Carpet Liner, Snap-In - Cockpit
- Door, Cabin Entry w/Color-Matched Frame & Tempered/Tinted Glass (Sliding & Lockable w/Screen)
- Door, Transom - Acrylic w/Stainless- Steel Frame
- Floor Liner, Self-Bailing Fiberglass w/Gas-Assisted Engine Room Service Hatch
- Handrails, 316 Stainless Steel
- Hardtop, Fiberglass w/Retractable Sunroof, Overhead Lighting & Electronic Dimmer
- Icemaker, 120V
- Lighting, 24V LED
- Outlet, 120V GFI Protected
- Outlet, 24V Accessory
- Outlet, Cable TV
- Seating, Aft - L-Shaped w/Fiberglass Storage Bases & Hinged Cushions
- Seating, Helm (2) w/Armrests, Reclining Backrests, Teak Footrests, Heavy-Duty Adjustable Pedestals & Pivoting Fiberglass Base
- Seating, Starboard Lounger - Forward
- Ship's Bell
- Steps, Boarding (Molded-In) - Starboard
- Steps, Molded Deck Access (From Transom)
- Stereo, Sony - 12V AM/FM:- Single CD Player- Sirius Satellite Receiverw/Antenna- iPod Interface w/Docking Station- MP3 Port- Amplifier, Subwoofer, Speakers (4)- Digital Cockpit Remote Control
- Storage, Side Panel - Port Cockpit
- Sun Pad, Aft Cockpit Conversion w/Upper & Lower Storage Below
- Table, Cockpit - Fiberglass
- Wet Bar w/Fiberglass Sink, Faucet, Stainless-Steel Handrail, Solid-Surface Countertop, Trash Receptacle w/Trash Chute & Carry-On Cooler - Starboard

## Cabin

- Blinds, Silver Alloy
- Carbon Monoxide Monitors
- Carpet Runners, Interior (Sunbrella)
- Carpet, 55-Ounce 100% Stainmaster BCF Nylon w/Dupont Advanced Teflon Repel System
- Doors, High-Gloss Solid Wood

- Handrails, Stainless Steel
- Lighting, 120V LED
- Lighting, 24V Indirect LED
- Lighting, 24V LED
- Outlet & Switch Plates - Polished Chrome Finish
- Outlet, 24V Accessory
- Outlets, 120V GFI Protected
- Outlets, Phone
- Pillows, Accent
- Storage, In-Floor
- Wood Interior Finish - Cherry, Walnut or Rift Oak

## Galley

- Coffeemaker, 120V
- Countertop, Solid Surface w/Stainless-Steel Sink, Single-Lever Faucet w/Pullout Spray Head & Solid-Surface Sink Cover
- Flooring, Wood
- Freezer, Under Counter - 120V
- Microwave/Convection Oven w/Stainless-Steel Face - 120V
- Power Vent, 24V
- Refrigerator, Under Counter - 120V
- Storage, Cabinets - Upper & Lower
- Storage, Drawers w/Cutlery Insert
- Stove - Two Burner w/Pop-Up Cookware Retainers
- Trash Receptacle

## Salon

- Entertainment Center:- Bose Lifestyle 48, 5.1-Channel Home Theater System Includes: Bose Media Center (Interfaced w/Sirius Satellite Receiver), Jewel Cube Speakers (4), Horizontal Center Channel Speaker & Acoustimass Module- Storage Cabinet - CD & DVD- TV, 32" Flatscreen LCD HDTV- RTIT3 Universal Remote Control
- Flooring - Wood
- Mirror, Wall Accent
- Seating, Sofa (Ultraleather) w/Pullout Bed - Starboard
- Steps, Entryway - Teak w/Stainless-Steel Handrail
- Storage, Gunwale Cabinets
- Table, Convertable Dining/Coffee (Movable) w/High-Gloss Wood Surface & Storage Below

## Master Stateroom

- Bed, Queen-Size w/Innerspring Mattress, Pillows, Sheets, Coordinated Spread, Drawers

### & Storage Below

- Entertainment Center:- Bose Lifestyle 321, 2.1-Channel Home Entertainment System Includes: Bose Media Center, Gemstone Speaker Arrays (2) & Acoustimass Module- TV, 32" Flatscreen LCD
- Mirror, Large - Trimmed - Aft Bulkhead
- Storage, Side Shelves

## Master Head/Shower

- Bath Accessories - Towel Rings (2), Bathroom Tissue Holder, Soap Dish & Robe Hooks (3)
- Blinds
- Door, Privacy (Access to Stateroom)
- Flooring, Tile - Shower & Head
- Handrails, Stainless Steel
- Hanging Locker, Cedar Lined w/Drawer Storage Below
- Head, (VacuFlush®) - Electric
- Mirror, Full Length
- Power Vent, 24V
- Shower w/Teak Seat, Adjustable Shower Wand & Acrylic Door
- Storage, Shelves - Dedicated Toiletry
- Towels - Sea Ray
- Vanity w/Solid-Surface Countertop, Tile Backsplash, Undermount Sink w/Faucet & Storage Below w/Trash Receptacle

## Forward Stateroom

- Bed, Queen-Size Island Style w/Innerspring Mattress, Pillows, Sheets & Coordinated Spread w/Storage Below
- Entertainment Center:- Bose Direct Reflecting Cube Speakers (2), Acoustimass Module & SA-3 Amplifier- TV, 19" Flatscreen LCD- DVD Player
- Flooring, Wood
- Hanging Locker, Cedar Lined w/Shoji Doors
- Shades, Roman
- Storage, Gunwale Shelves

## Forward Head/Shower

- Bath Accessories - Towel Bar, Bathroom Tissue Holder, Soap Dish & Robe Hook
- Flooring, Tile
- Handrails, Stainless Steel
- Head, (VacuFlush) - Electric
- Power Vent, 24V
- Shower w/Teak Seat, Adjustable Shower Wand & Acrylic Door



- Storage, Medicine Cabinet - Mirrored
- Towels - Sea Ray
- Vanity w/Solid-Surface Countertop, Tile Backsplash, Undermount Sink w/Faucet & Storage Below w/Trash Receptacle

## Hull and Deck

- Bottom Paint - (white hulls only)
- Bow Rail, 316 Stainless Steel w/Welded Stanchions, Intermediate Rails & Life Lines
- Cleats, Custom Sea Ray Thru-Bolted Bollard Style - Stainless Steel (8)
- Deck Fill Plates, Stainless Steel
- Deck Rails, 316 Stainless Steel
- Gel Coat - Arctic White
- Graphics, Striping
- Handrails, 316 Stainless Steel
- Hatch, Deck Vent - Translucent w/Locks & Sky Screen Cover (Trapezoid)
- Hull Windows, Color-Matched Aluminum (8 Fixed)
- Lights, Navigation
- Portlights, Stainless Steel (2 Opening, 4 Fixed)
- Resin, High-Performance Vinylester
- Rub Rail, PVC w/Stainless-Steel Insert
- Skylight, Flush Mount w/Retractable Sunshade - Salon
- Stringer System, Fiberglass
- Sun Pad, Forward Deck w/Adjustable Backrests, Cover & Built-In Drink Holders
- Swim Platform, Extended w/Concealed Stainless-Steel Four-Step Swim Ladder
- Thru-Hull Fittings, Stainless Steel
- Vent System, Engine Room w/Stainless-Steel Grills
- Windshield Washer System
- Windshield Wipers, 24V
- Windshield, Tempered/Tinted Curved Glass w/Electric Front Vent & Side Windows

## Basic Information

**Category:** cruiser

**Sub Category:** Express

**Model Year:** 2012

**Year Built:** 2012

**Country:** United States

---

## Dimensions

---

**LOA:** 54' (16.46mm)

**Beam:** 15.25

**Max Draft:** 4' 2" (1.27mm)

---

## Speed, Capacities and Weight

---

**Water Capacity:** 150 Gallons

**Holding Tank:** 68 Gal Gallons

**Fuel Capacity:** 600 Gal Gallons

---

## Accommodations

---

**Total Cabins:** 2

**Total Heads:** 2

---

## Hull and Deck Information

---

**Hull Material:** Fiberglass

**Hull Configuration:** Semi-Displacement

---

## Engine Information

---

**Engines:** 2

**Manufacturer:** Cummins

**Engine Type:** Inboard

**Fuel Type:** Diesel

# PHOTOS

IMG\_0121




IMG\_2250




IMG\_1852



IMG\_1853



IMG\_1854



IMG\_1859



IMG\_1861



IMG\_1858



IMG\_1844



IMG\_1786





IMG\_1847



IMG\_2242



54 9



54 18



54 2



54 17



54 3



54 4



54 7



54 5



54 6



54 24





54 25



54 14



54 10



54 19



IMG\_1878



54 11



54 12



54 13



54 20



54 22



54 23



IMG\_1862





**engine1**



**engine2**



**engine3**



**engine4**



**enigne5**



**IMG\_1780**





IMG\_1782




IMG\_1783



IMG\_1785



prop1



prop2



prop3



IMG\_0127



IMG\_0128



# CONTACTS

---

Andrey Shestakov, leading yacht broker of the sales department of Shestakov Yacht Sales Inc. Shestakov Yacht Sales Inc., the official representative of the Miami/Fort Lauderdale FL headquarters.

## Contact details

---

Email: [andrey@shestakovyachtsales.com](mailto:andrey@shestakovyachtsales.com)

Web: [shestakovyachtsales.com/en/](http://shestakovyachtsales.com/en/)

## Telephones

---

USA: +1(954)274-4435

## Office hours

---

Monday – Saturday: **9:00 - 21:00** EDT

Sunday: **closed**

## Address

---



Harbour Towne Marina, 850 NE 3rd St,  
STE 213, Dania, FL 33004