

KWITCHERBITCHIN — SEA RAY



Builder: SEA RAY

Year Built: 1992

Model: Cruising Yacht

Price: PRICE ON APPLICATION

Location: United States

LOA: 44' (13.41mm)

Beam: 13.91

Min Draft: 33' 3" (10.13mm)

Our experienced yacht broker, Andrey Shestakov, will help you choose and buy a yacht that best suits your needs **KWITCHERBITCHIN — SEA RAY** from our catalogue. Presently, at Shestakov Yacht Sales Inc., we have a wide variety of yachts available on our sale's list. We also work in close contact with all the big yacht manufacturers from all over the world.

If you would like to buy a yacht **KWITCHERBITCHIN — SEA RAY** or would like help answering any questions concerning purchasing, selling or chartering a yacht, please call **+1(954)274-4435**

TABLE OF CONTENTS

TABLE OF CONTENTS	2
SPECIFICATIONS	4
Overview	4
Basic Information	8
Dimensions	8
Accommodations	8
Hull and Deck Information	8
Engine Information	8
PHOTOS	9
IMG_0269	9
IMG_0276	9
IMG_0275	9
IMG_0273	9
IMG_0277	10
IMG_0276	10
IMG_0280	10
IMG_0281	10
IMG_0286	10
IMG_0284	10
IMG_0286	11
IMG_0287	11
IMG_0292	11
IMG_0289	11
IMG_0293	12
IMG_0294	12
IMG_0296	12
IMG_0297	12
IMG_0302	13

IMG_0304	13
IMG_0307	13
IMG_0311	13
IMG_0310	13
IMG_0309	13
IMG_0302	14
IMG_0315	14
IMG_2306	14
IMG_2307	14
IMG_2228	15
IMG_2328	15
IMG_0321	15
IMG_0320	15
IMG_0317	16
CONTACTS	17
Contact details	17
Telephones	17
Office hours	17
Address	17

SPECIFICATIONS

Overview

The Cruisers 4450 Express Motoryacht is a sleek, powerful yacht that offers all the advantages of express-style cruising. The cockpit provides comfortable seating associated with traditional express boats but eliminates the typical separation of guests between a bridge and aft deck. The cockpit includes a wetbar that can accommodate a refrigerator and ice maker, and a full windshield provides excellent wind and weather protection. Owners will also be able to select a bimini top enclosure that attaches to a standard arch, or an aft hardtop with wing doors and a full weather enclosure. This boat offers triple-stateroom accommodations in a true aft-cabin interior. The master stateroom offers both privacy and luxury, is located aft, and features an island berth, walk-in closet, and a private head with shower. A guest stateroom is located forward, and a third stateroom is located amidships. The spacious, bright main salon offers additional sleeping accommodations with a large convertible dinette, full service galley, and an optional L-shaped sofa sleeper.

Boat Name: Spi-Sea Hot

Dimensions:

LOA: 45' 6"

Beam: 15' 4"

Maximum Draft: 3' 3"

Bridge Clearance: 15' 4"

Dry Weight: 34K lbs

Engines

Engine 1:

- Brand: Volvo Penta- Model: TAMD 74P EDC

- Type: Inboard

- Fuel: Diesel

- Power:480hp

- Type:Direct Drive

Engine 2:

- Brand: Volvo Penta- Model: TAMD 74P EDC

- Type: Inboard

- Fuel: Diesel

- Power:480hp

- Type:Direct Drive

Generator

- Brand: Onan- Model: MDKAA

- Output:11.5kw

- Fuel: Diesel

Tanks:

Fresh Water Tanks: 2 tanks @ 134 gallons; (Aft = 50 gallons, Above Liner = 84 gallons)

Fuel Tanks:2 Aluminum (500 gallons)

Holding Tanks:2 Tanks @ 92 gallons (Aft = 50 gallons, Forward 42 gallons)

Accommodations:

Sleeping Accommodations:8 persons

Number of Twin Berths:2

Number of Double Berths:2

Number of cabins:3

Cabin Headroom (Minimum):6' 5"

Seating Capacity:10

Electronics:

Compass

Garmin GPS:5208 and 5212

Lawrence Depthfinder

Raymarine Autopilot

Radar

VHF Radio:IC-M604

Radio/CD Player

Cockpit Speakers

Surround Sound

Equipment:

Operations:

Bow ThrusterSide Power SP75T

Trim Tabs

WindlassMaxwell 800

DavitNautical Structures MC800

Electric Bilge Pumps (Forward, Engine, Aft)

Manual Bilge Pump

Battery Chargers

Fuel Polishing System:FPS-500

Air Conditioning: 5 Units {Forward, Salon, Aft, 2 on Helm} – SMXII Keypads

Heating:5 Units {Forward, Salon, Aft, 2 on Helm} – SMXII Keypads

Hot Water Heater:11 Gallon, Fast Recovery.

Central Vacuum System

Plumbing:

Two VacuFlush Heads

Jacuzzi Tub & Shower in Master

Standup Shower in Forward Head

Safety

EPIRB

Fire extinguishers (x4)

Fire suppression system

Electrical System:

50 Amp Shore Power Cable

Glendinning Cable Master

120/240 Volt AC System

12 Volt DC System

Distribution Panel

Bonding System

Battery Parallel

Basic Information

Category: Cruising Yacht

Sub Category: Cabin Cruiser

Model Year: 1992

Year Built: 1992

Country: United States

Dimensions

LOA: 44' (13.41mm)

Beam: 13.91

Min Draft: 33' 3" (10.13mm)

Accommodations

Total Cabins: 2

Total Berths: 6

Sleeps: 6

Total Heads: 1

Hull and Deck Information

Hull Material: Fiberglass

Hull Color: White

Engine Information

Engines: 2

Manufacturer: Detroit Diesel

PHOTOS

IMG_0269



IMG_0276



IMG_0275



IMG_0273



IMG_0277



IMG_0276



IMG_0280




IMG_0281



IMG_0286



IMG_0284



IMG_0286




IMG_0287



IMG_0292



IMG_0289



IMG_0293



IMG_0294



IMG_0296



IMG_0297



IMG_0302



IMG_0304



IMG_0307



IMG_0311



IMG_0310



IMG_0309



IMG_0302



IMG_0315




IMG_2306



IMG_2307



IMG_2328



IMG_2228



IMG_0321



IMG_0320



IMG_0317



CONTACTS

Andrey Shestakov, leading yacht broker of the sales department of Shestakov Yacht Sales Inc. Shestakov Yacht Sales Inc., the official representative of the Miami/Fort Lauderdale FL headquarters.

Contact details

Email: andrey@shestakovyachtsales.com

Web: shestakovyachtsales.com/en/

Telephones

USA: +1(954)274-4435

Office hours

Monday – Saturday: **9:00 - 21:00** EDT

Sunday: **closed**

Address



Harbour Towne Marina, 850 NE 3rd St,
STE 213, Dania, FL 33004